




Release Notes

Blue Vantage Model Year 2025

7.08.00.0038



Supported Planters and Countries

Kinze US: 3505, 3665, 4700/05, 4900/05, 5670, 5700, 5900

Kinze Europe: 3505, 3605, 4800/05, 4900/05

For More detailed information please visit our You Tube Channel: [Kinze Technology - YouTube](#)

Enhancements

True Speed Meter:

- **New:** Support for Wheat/Barely Disc
 - 15" Row support only



Fertilizer:

- **New:** 5670 Fertilizer Support for 5000 series Diaphragm pump fertilizer system
 - Supports rate range of 2-25 GPA
 - Supports speeds from 3-12 MPH
 - Support Row Fertilizer flow switch
 - Support automatic Tank Leveling (5670 only)
- **New:** Interactive Fertilizer Rate chart for diaphragm pump on 5000 series planters (Figure 4&5)
 - Ability to enter in desired fertilizer and speed rate ranges

5670

- **New:** Support folding position switches for easier folding

Vac Charts

- **New:** Added vacuum reference charts to task set-up page

Auto Range Legend for Population

- **New:** Ability to auto range the legend based on your whole population

Weight Transfer

- **New:** Automatic Active Hydraulic Weight Transfer
 - Ability to adjust the weight transfer pressure for various attachments and planter configurations (Figure 1)

Boundary

- **New:** Ability to turn off the boundary from the shut-offs tab.

Blue Connect Support

- **New:** John Deere Operations Center Application Connection
 - Send planting and application data from Blue Vantage displays through Blue Connect accounts to JDOC accounts utilizing Blue Vantage WIFI by simply logging into your JDOC account in Blue Connect.
 - Requires a Kinze Blue Connect account and a JDOC account
 - Eliminates need for exporting Blue Vantage tasks to USB for import to FMIS



- **New:** Ag Leader AgFiniti Application Connection
 - Send planting and application data from Blue Vantage displays through Blue Connect accounts to Agfiniti accounts utilizing Blue Vantage WIFI by simply logging into your AgFiniti account in Blue Connect
 - Requires a Blue Connect Account and Ag Leader Agfiniti Essentials license
 - Eliminates need for exporting Blue Vantage tasks to USB for import to FMIS

Precription Support

- **New:** Improved Gridded RX File support

Bulk Fill

- **New:** Ability to turn fan off from the task set-up page. (Figure 2)
 - Allows the ability to not have the fan turn on when starting a task when planting test plots
- **New:** Ability to turn fan off from the task to fill seed (Figured 3)

Planting Support

- **New:** Replant Feature (Figure 6&7)
 - Ability to replant an area of the field where low population or no population was applied
 - Use Case examples:
 - Run out of seed on one or several rows
 - Forgot to turn bulkfill fan on
 - Seed meter/delivery tube is plugged
 - Ability to adjust this threshold for when the planter will replant
 - When the population is below threshold setting, the planter will replant that area with individual row control while crossing back over the area a second time.
 - Setting is on by Default

Plant Screen

- **New:** Dual Map Split Screen Configuration (Figure 8)
 - Ability to see two applied data maps at the same time
 - Ability to select the maps desired while on the go
 - Ability to select which bar graph is actively viewed

Display

- **New:** Ability to dim the display lower for easier night viewing



Figure 1: Automatic Active Hydraulic Weight Transfer

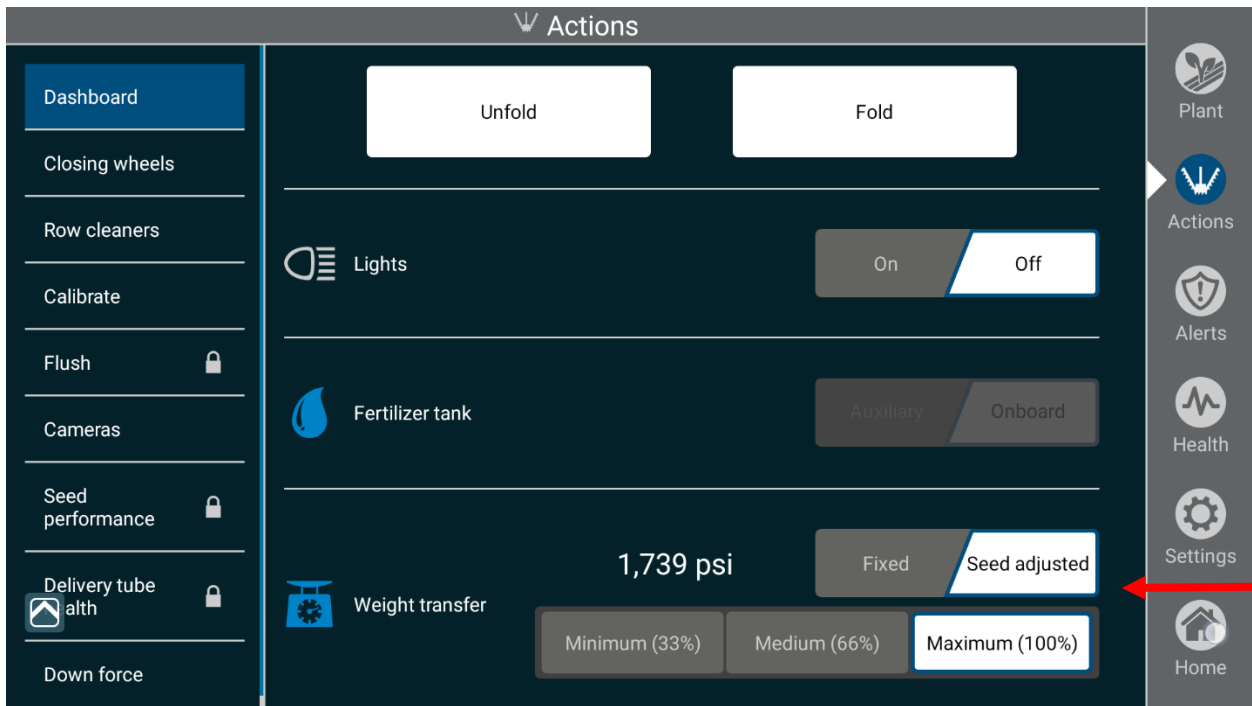


Figure 2: Turn Bulk-fill off before entering a task

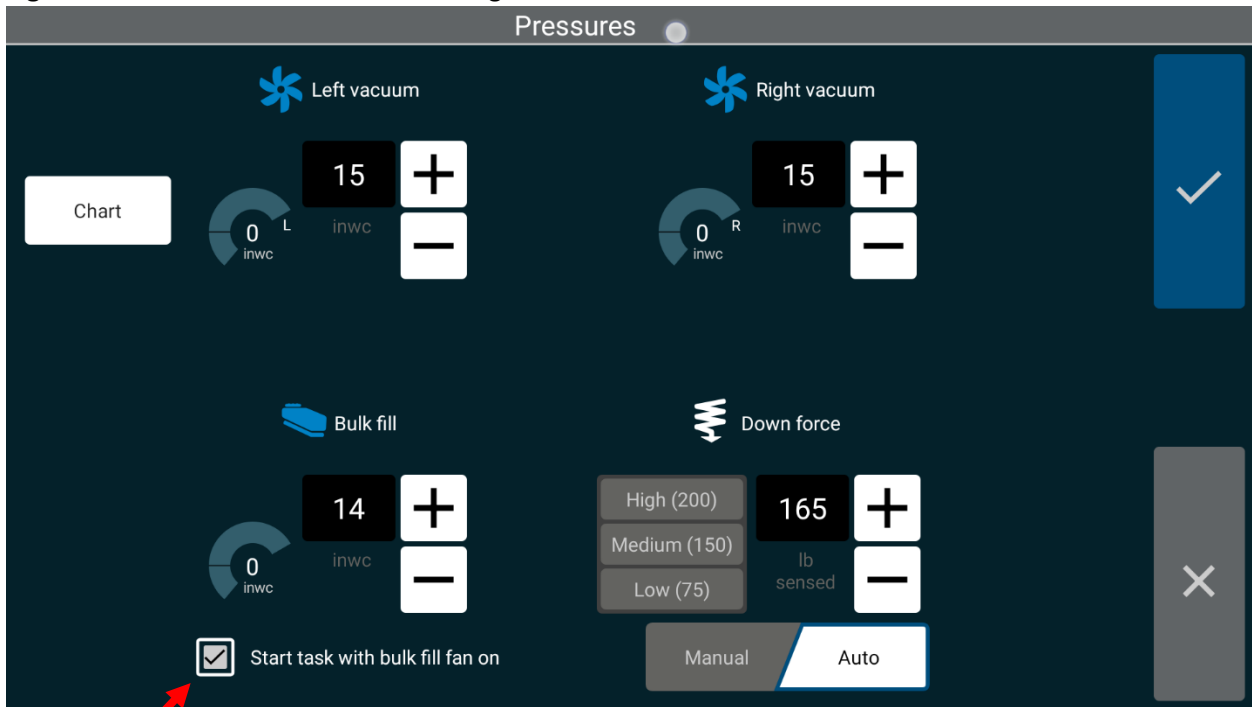




Figure 3: Fill seed feature in a task

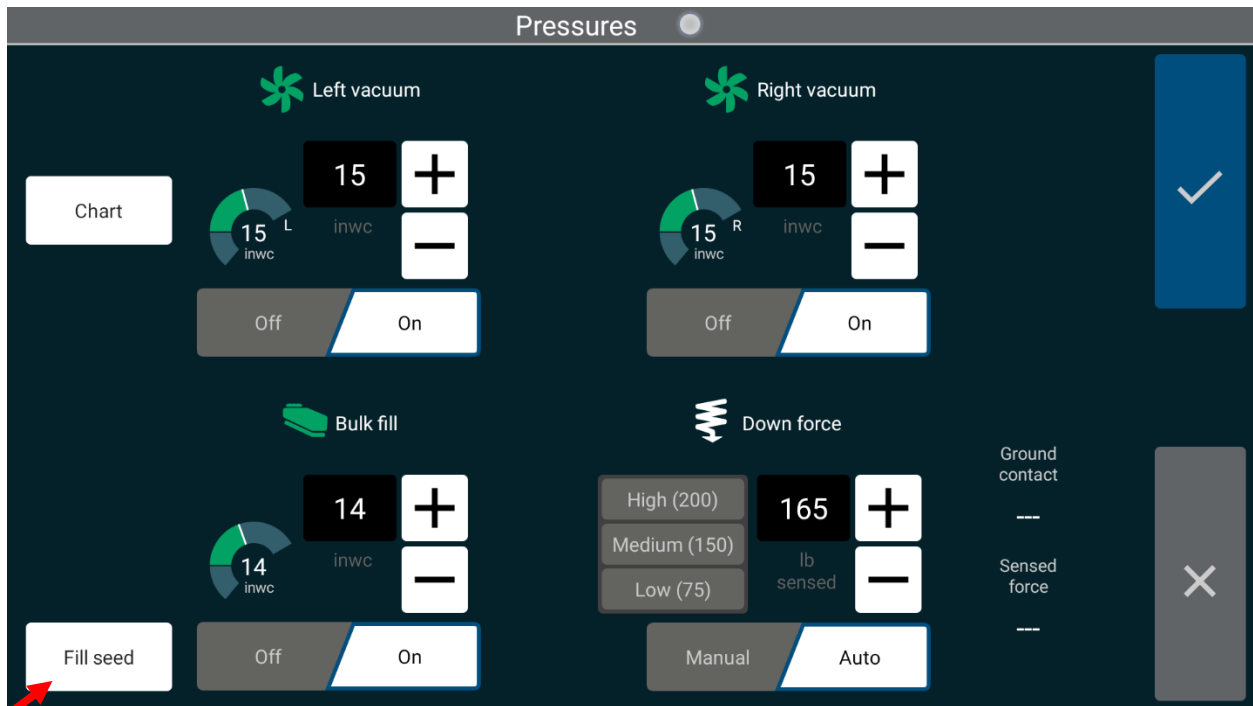


Figure 4: Interactive Fertilizer Rate Chart

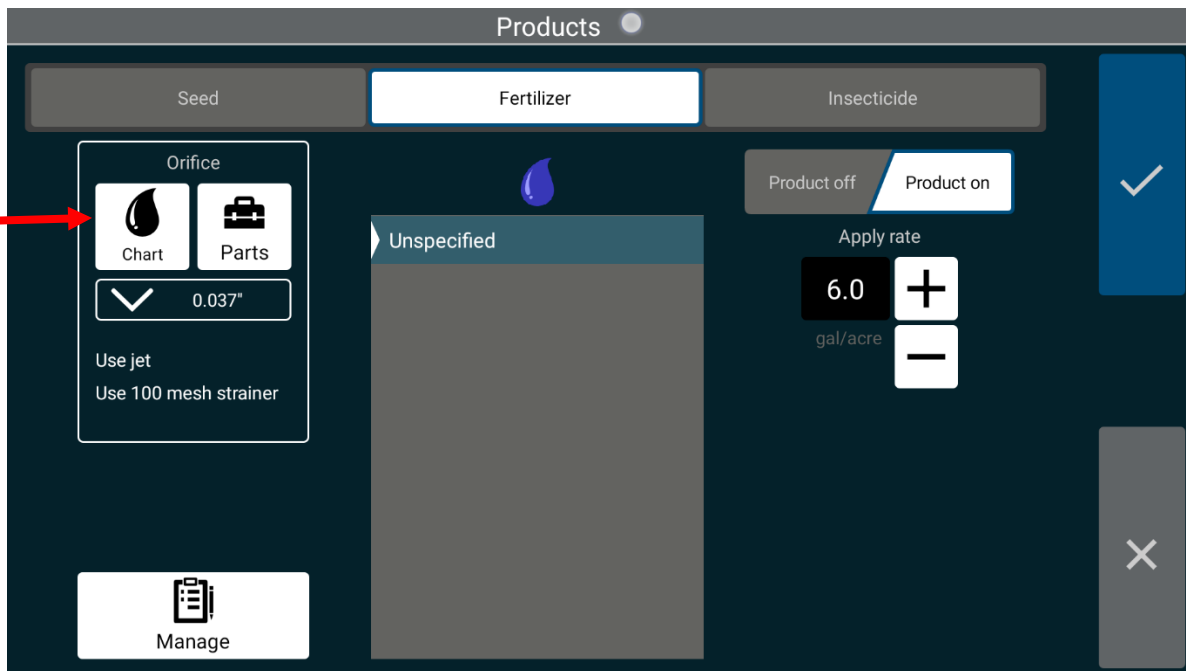




Figure 5: Interactive Fertilizer Rate Chart

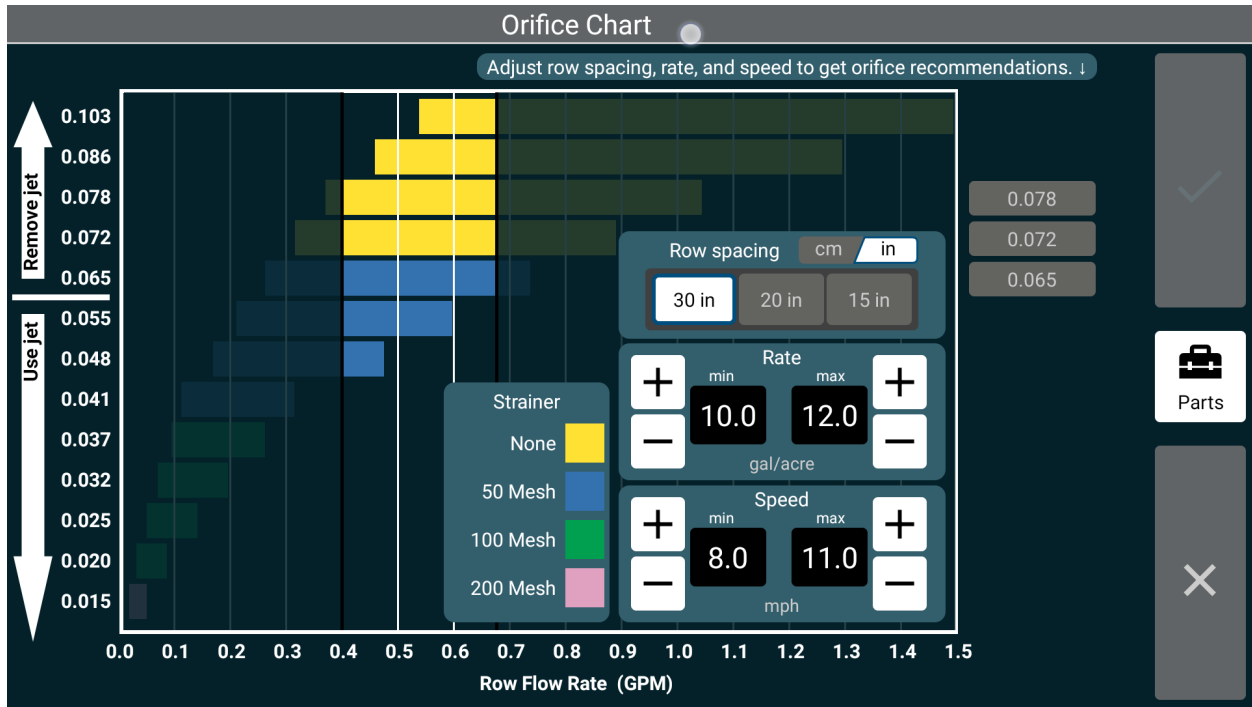


Figure 6: Replant Feature

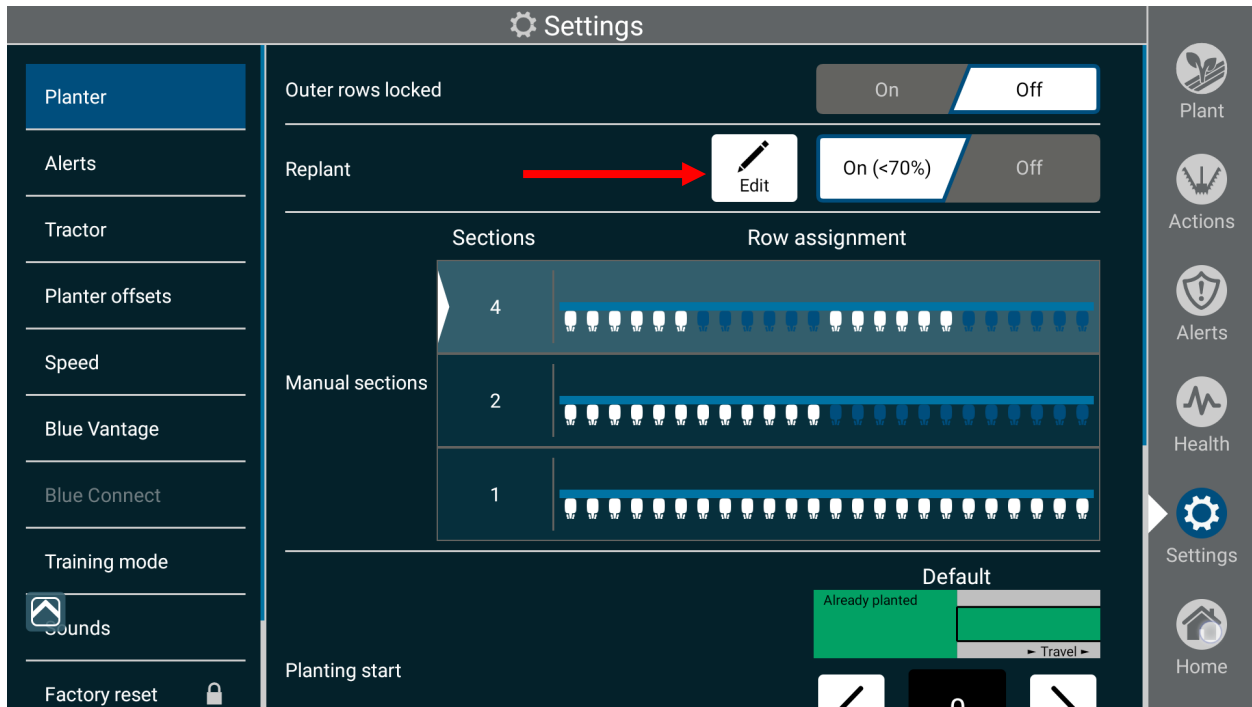




Figure 7: Replant feature



Figure 8: Dual Map Mode

