

# MODEL 3005 70 CM RIGID FRAME EXPORT PLANTER

## PARTS MANUAL

M0309-02

Rev. 01/25

This manual applies to: Model: 3005 Rigid Frame Planters  
Production Year 2024

Record serial number of your planter and date purchased:

Serial Number \_\_\_\_\_

Date Purchased \_\_\_\_\_

Information in this manual was current at time of printing. However, due to Kinze's ongoing product improvement, production changes may cause your machine to appear slightly different in detail. Kinze Manufacturing, Inc. reserves the right to change specifications or design without notice and without incurring obligation to install the same on machines previously manufactured.

Right hand (R.H.) and left hand (L.H.), as used throughout this manual, are determined by facing in the direction the machine will travel when in use, unless otherwise stated.

Hardware Size / Tool Required			
$1/4" = 7/16"$	$7/16" = 5/8"$ (nut for $7/16"$ hardware uses $11/16"$ tool)	$3/4" = 11/8"$	$1 1/4" = 1 7/8"$
$5/16" = 1/2"$	$1/2" = 3/4"$	$7/8" = 1 5/16"$	$1 1/2" = 2 1/4"$
$3/8" = 9/16"$	$5/8" = 15/16"$	$1" = 1 1/2"$	



**ROW UNIT**

Pull Row Unit Assembly . . . . .	P1
Shank Assembly, Seed Tube, and Depth Adjustment . . . . .	P2
Parallel Arms, Mounting Support Plate, and Quick Adjustable Down Force Springs Option . . . . .	P4
15" Seed Opener Disc Blade/Bearing Assembly and Scrapers . . . . .	P6
Gauge Wheels . . . . .	P8
"V" Closing Wheels . . . . .	P10
Hopper Support and Meter Drive . . . . .	P12
Row Unit Idler . . . . .	P14
Seed Hopper and Lid . . . . .	P15
Finger Pickup Seed Meter . . . . .	P16
Brush-Type Seed Meter . . . . .	P18
Vacuum Seed Meter . . . . .	P20
Granular Chemical . . . . .	P22
Granular Chemical Hopper and Hopper Panel Extension . . . . .	P24
Granular Chemical Meter and Meter Drive . . . . .	P25
Drag Closing Attachment . . . . .	P26
Row Unit Mounted No Till Coulter . . . . .	P27
Row Unit Mounted Residue Wheel . . . . .	P28
Coulter Mounted Residue Wheels . . . . .	P30

**SPLIT ROW**

Split Row Unit Assembly . . . . .	P33
Parallel Arms and Face Plate (Split Row) . . . . .	P34
Shank and Depth Adjustment (Split Row) . . . . .	P36
Split Row Unit Drive . . . . .	P38
Split Row Self-Leveling Hitch Extension . . . . .	P40
Push Unit Idler Assembly . . . . .	P42

**VACUUM SYSTEM**

Vacuum System . . . . .	P44
Vacuum Fan With Hydraulic Motor . . . . .	P46
Vacuum Fan Assembly . . . . .	P47
Vacuum Hose Supports . . . . .	P48
Miscellaneous . . . . .	P49
Planter Mounted PTO Pump . . . . .	P50
Hydraulic Tank . . . . .	P52
Cooler Fan Assembly . . . . .	P53
MTZ PTO Pump . . . . .	P54
Universal PTO Pump . . . . .	P55
PTO Gear Pump Mount Assembly . . . . .	P56

**BASE MACHINE**

Hitch and Frame Assembly/Safety Chain . . . . .	P58
Transport and Ground Drive Wheel Assembly . . . . .	P60

Contact Wheel and Arm Assembly . . . . .	P62
Seed Rate Transmission Assembly . . . . .	P64
Driveline, 6 Row and 8 Row . . . . .	P67
Row Marker Assembly, Conventional . . . . .	P68
Row Marker Assembly, Two-Fold Low Profile, 8 Row . . . . .	P70
Row Marker Spindle/Hub/Blade . . . . .	P72
Water Tank Assembly . . . . .	P74
Safety Chain . . . . .	P75

**ELECTRONICS**

Electrical Components and SMV Sign . . . . .	P76
KPM III Electronic Seed Monitor . . . . .	P78

**FERTILIZER**

Double Disc Fertilizer Opener . . . . .	P82
HD Single Disc Fertilizer Opener (Blade and Drop Tube) . . . . .	P84
Notched Single Disc Fertilizer Opener . . . . .	P86
Residue Wheel Attachment for Notched Single Disc Fertilizer Opener . . . . .	P88
Depth/Gauge Wheel Attachment for Notched Single Disc Fertilizer Opener . . . . .	P90
Fertilizer Opener Mounting Bar (Double Disc and Notched Single Disc Fertilizer Openers) . . . . .	P91
Dry Fertilizer Transmission Assembly . . . . .	P92
Dry Fertilizer Hopper and Mounts . . . . .	P94
Dry Fertilizer Couplers/Shafts . . . . .	P96
Bulk Dry Fertilizer Transmission Assembly . . . . .	P97
Bulk Dry Fertilizer Hopper Assembly . . . . .	P99
Bulk Dry Fertilizer Hopper and Tarp Installation . . . . .	P101
Bulk Dry Fertilizer Driveshaft, Drop Tube & Tarp Retainer Installation . . . . .	P102
Bulk Dry Fertilizer Hopper Tarp with Handle . . . . .	P103
Liquid Fertilizer Tanks, Saddles, Mounts, Hoses, and Fittings, 6 and 8 Row . . . . .	P104
Split Row Liquid Fertilizer Package Tanks, Saddles, Mounts, Hoses, and Fittings, 8 Row . . . . .	P106
Split Row Liquid Fertilizer Piston Pump Drive . . . . .	P108
Split Row Liquid Fertilizer Divider Assembly . . . . .	P110
Liquid Fertilizer Piston Pump Drive . . . . .	P112
Liquid Fertilizer Tube In Furrow . . . . .	P115
Liquid Fertilizer Piston Pump Uses 18 Tooth Sprocket . . . . .	P116
Liquid Fertilizer Piston Pump Flow Divider . . . . .	P118

**HYDRAULICS**

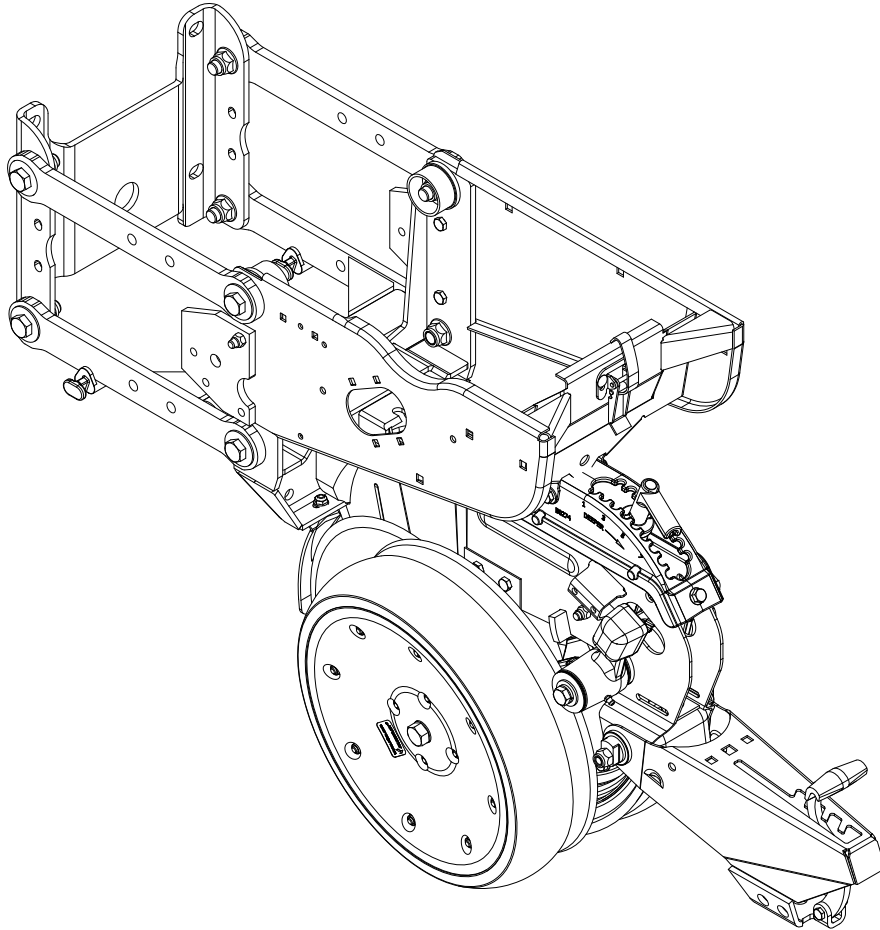
Master Lift Cylinder . . . . .	P120
Slave Lift Cylinder . . . . .	P121
Lift Assist Cylinder, 6 Row and 8 Row . . . . .	P122

Row Marker Cylinder, 6 Row . . . . . P123  
 Row Marker Cylinder, 8 Row . . . . . P124  
 Split Row Lift Cylinder . . . . . P125  
 Row Marker Sequencing/Flow Control Valve . . . . . P126  
 Hydraulic System, 8 Row Two-Fold Low Profile Row  
     Marker . . . . . P128  
 Hydraulic System, 6 Row Conventional Row Marker . . P130  
 Bypass Valve Kit . . . . . P132  
 Vacuum Fan Override Valve Block Assembly . . . . . P133  
 Planter Mounted PTO Pump Hydraulic Schematic . . . . P134  
 Vacuum Hydraulic Schematic . . . . . P136

**MISCELLANEOUS, PAINT, AND DECALS    P138**

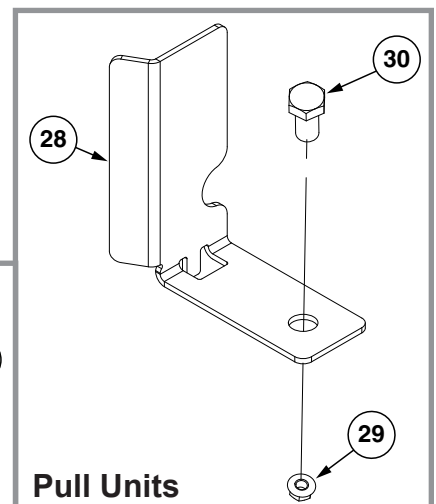

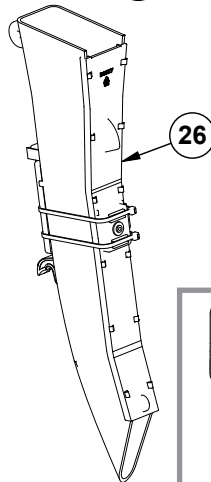

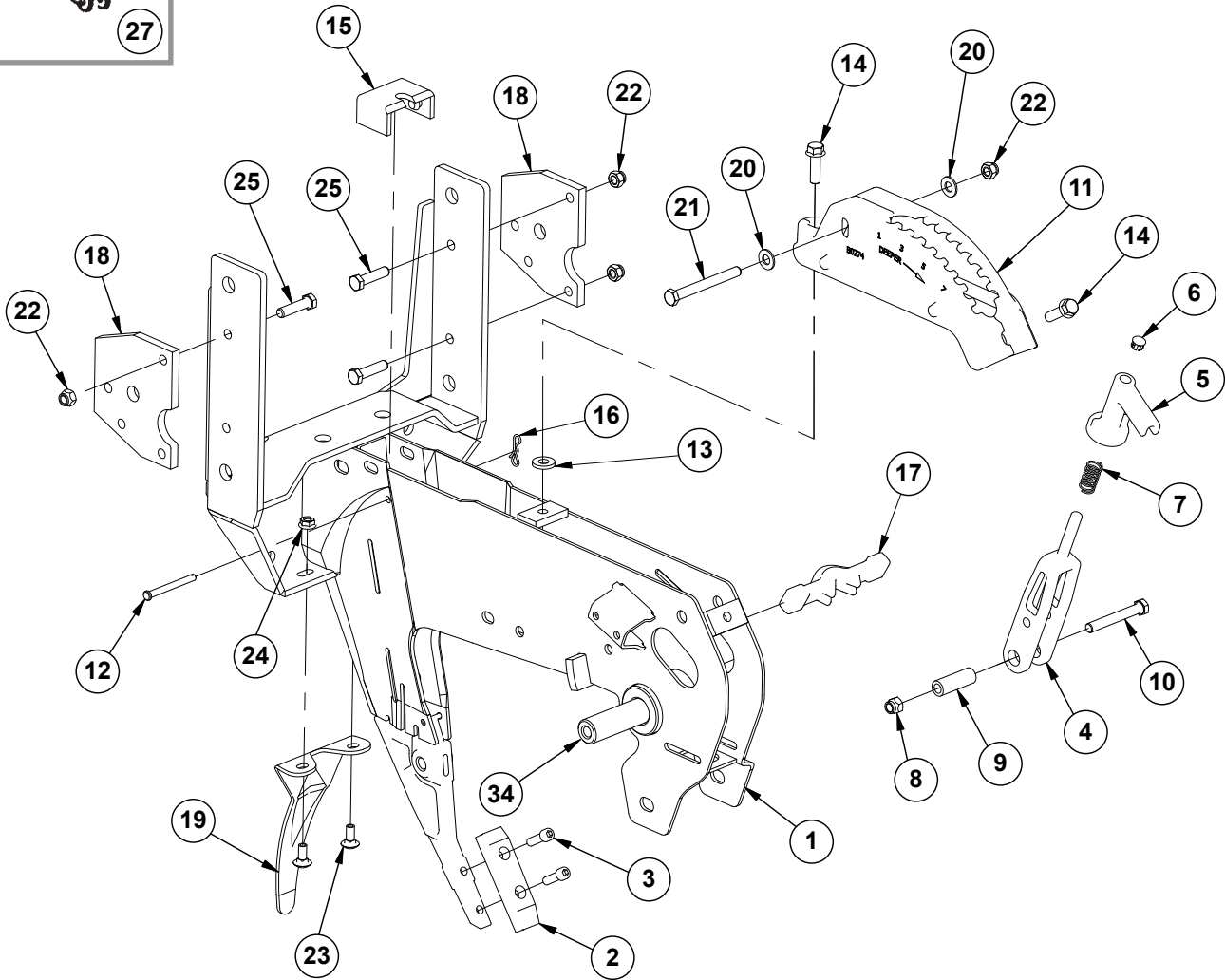
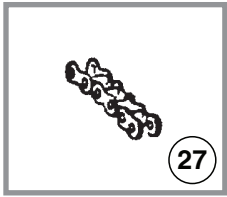
**NUMERICAL INDEX . . . . . P146**

**NOTE:** Row unit assembly does not include the following: seed meter assembly, seed tube assembly, row unit hopper assembly, closing wheels, or seed meter clutch.



ITEM	PART NO.	QTY. (Per Row)	DESCRIPTION
1	G10502X	1	Pull Row Unit Assembly (Standard Gauge Wheels)
2	G10984X	1	Pull Row Unit Assembly (Spoked Gauge Wheels)

(IP1577)



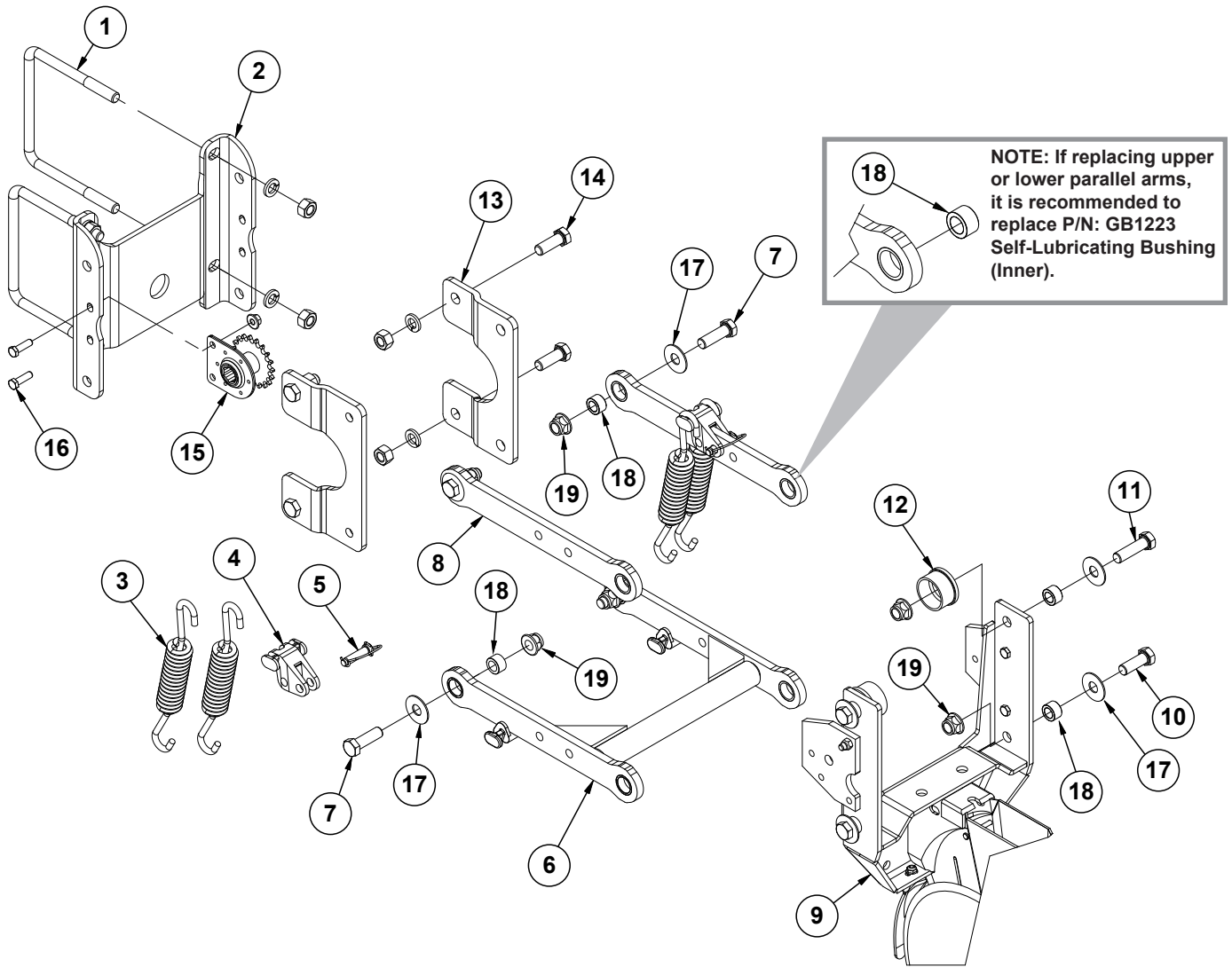
## Shank Assembly, Seed Tube, and Depth Adjustment

M0309-02

Model 3005

ITEM	PART NO.	QTY. (Per Row)	DESCRIPTION
1	GA10157	1	Shank W/Gauge Wheel Pivot Spindle and Set Screw
2	G10038601	1	Scraper
3	G10500901	2	Hex Socket Head Cap Screw, 5/16"-18 x 1"
4	GB0267	1	Lever, Depth Adjustment
5	GB0266	1	Handle, Depth Adjustment
6	GD3612	1	Cap Plug
7	GD10993	1	Spring
8	G11591	1	Nylon Lock Nut, 3/8"-24, Grade C
9	GD11259	1	Sleeve, 3/8" I.D. x 5/8" O.D. x 1 <sup>25</sup> / <sub>32</sub> " Long
10	G11592	1	Hex Head Cap Screw, 3/8"-24 x 2 <sup>3</sup> / <sub>4</sub> ", Grade 8
11	GB0274	1	Cover, Depth Adjustment
12	G10551	1	Clevis Pin, 1/4" x 2 1/2"
13	G10207	1	Washer, 7/8" O.D. x 1 <sup>3</sup> / <sub>32</sub> " I.D. x .134" (If Applicable)
14	G11015	2	Hex Washer Head Cap Screw, 3/8"-16 x 1 <sup>1</sup> / <sub>4</sub> "
15	GD16245	1	Sun Shade (Rubber)
16	G10122301	1	Bow Tie Cotter Pin
17	GB0265	1	Pivot Link, Depth Adjustment
18	GD24545	2	Row Unit Stop
19	GD28390	1	Shield
20	G11387	2	Flat Washer, 3/8" SAE
21	G10061	1	Hex Head Cap Screw, 3/8"-16 x 3 1/2"
22	G10108	4	Lock Nut, 3/8"-16
23	G10312	2	Carriage Bolt, 5/16"-18 x 3/4"
24	G10620	2	Serrated Flange Nut, 5/16"-18
25	G10003	3	Hex Head Cap Screw, 3/8"-16 x 1 1/2"
26	GA21515	1	Seed Tube Assembly
27	G3303-98	1	Chain, No. 41, 98 Pitch Including Connector Link (Mechanical)
	G3303-108	1	Chain, No. 41, 108 Pitch Including Connector Link (Vacuum)
	G3303-16	1	Chain, No. 41, 16 Pitch Including Connector Link (Used W/Row Unit Extension Brackets)
	GR0196	-	Connector Link, No. 41
28	GD29798	1	Chain Guard
29	G10071	1	Serrated Flange Nut, 1/2"-13
30	G10014	1	Hex Head Cap Screw, 1/2"-13 x 1"
31	GD17014	1	Hose Guide, Push Units
32	G10047	1	Hex Head Cap Screw, 3/8"-16 x 1 <sup>3</sup> / <sub>4</sub> "
	G11387	2-3	Flat Washer, 3/8" SAE
	G10108	1	Lock Nut, 3/8"-16
33	G10475701	-	Professional Microfiber Duster, 19" (for cleaning Seed Tube sensors)
34	GD11001	1	Spindle
	G10438	1	Hex Head Cap Screw, 1/2"-13 x 3/4"

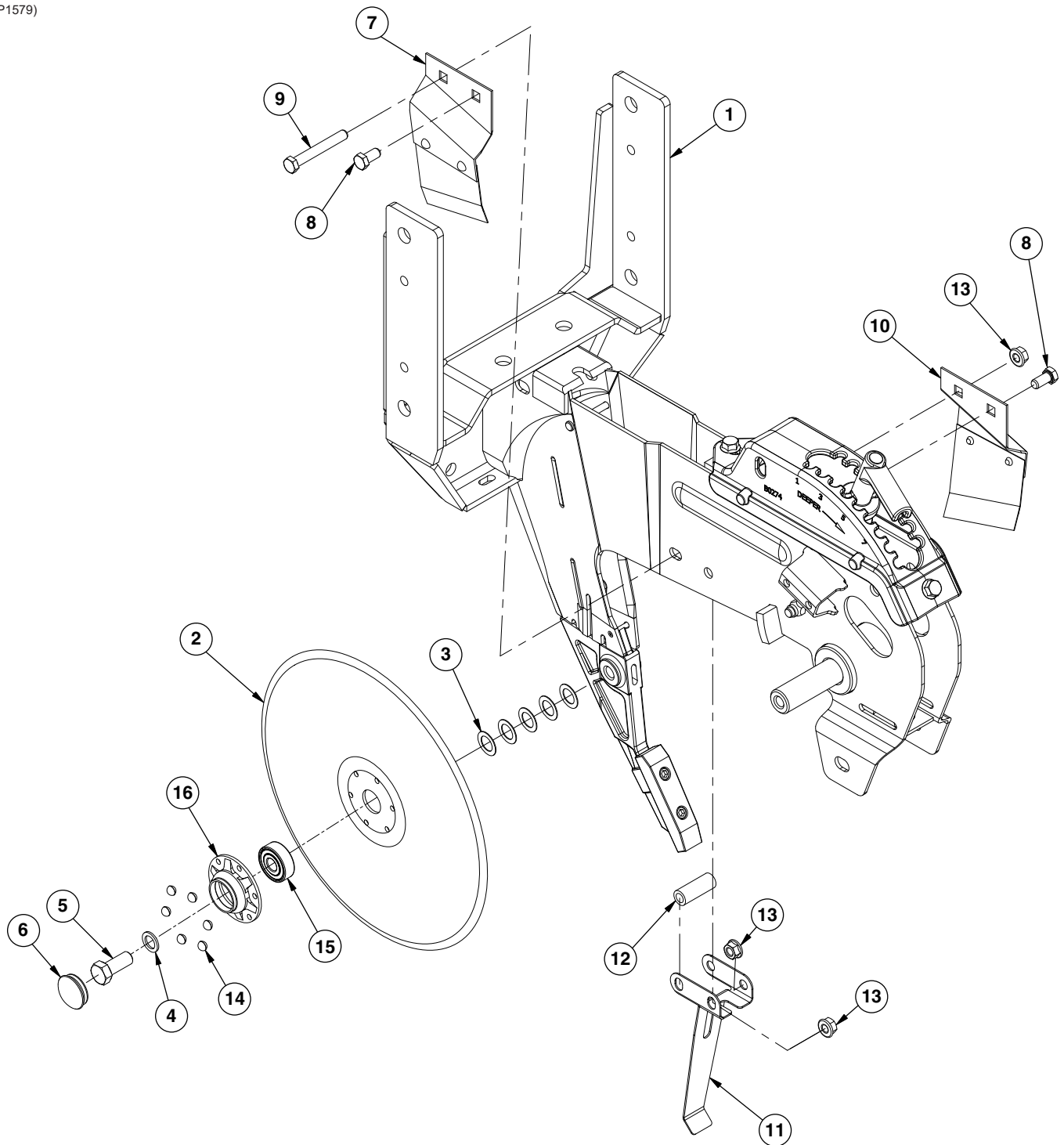
(IP1578)





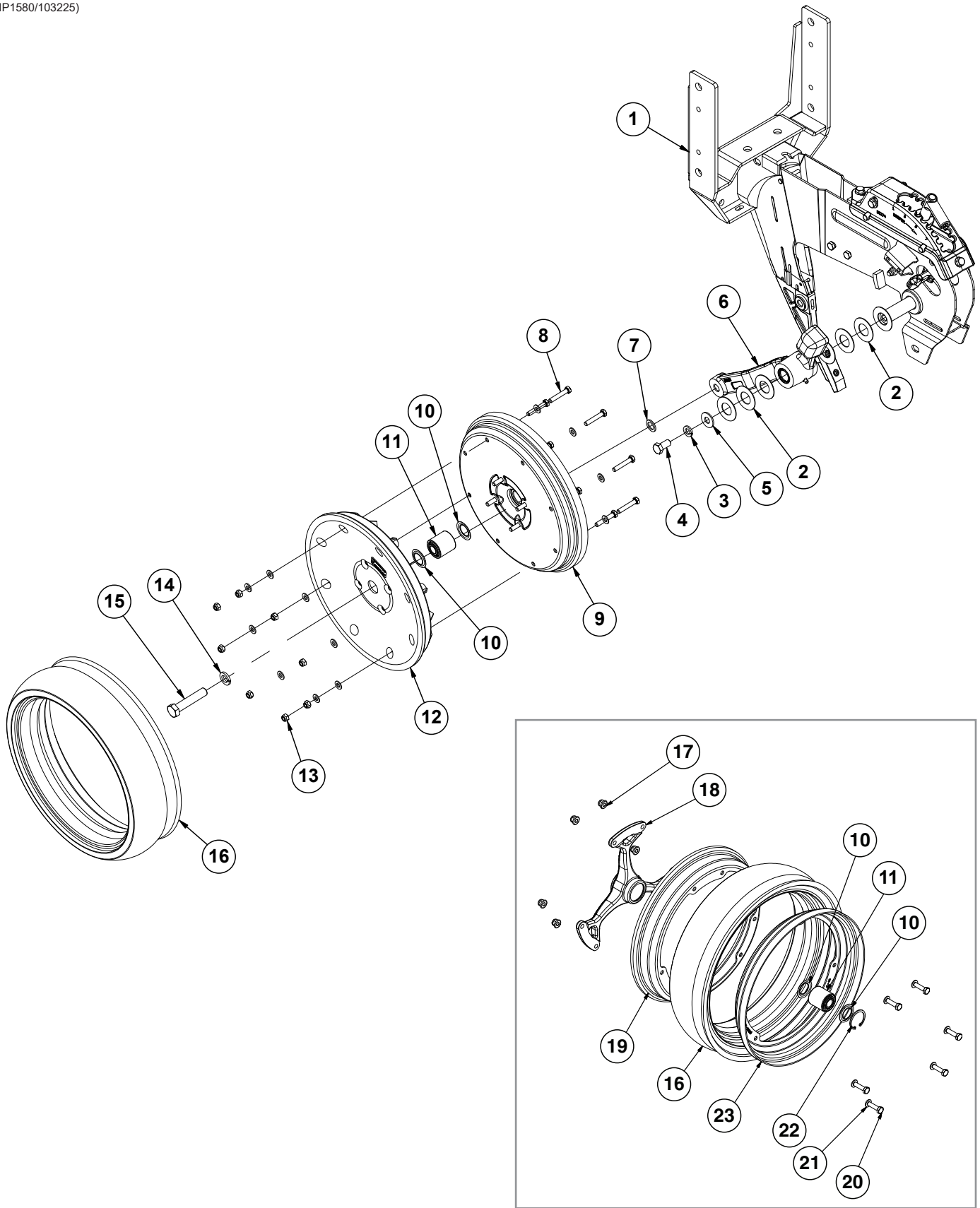
ITEM	PART NO.	QTY. (Per Row)	DESCRIPTION
1	GD1114	2	U-Bolt, 7" x 7" x 5/8"-11 (Pull Units/Back Rows)
	G10230	4	Lock Washer, 5/8"
	G10104	4	Hex Nut, 5/8"-11
2	GD10036	1	Mounting Support Plate
3	GD21337	4	Heavy Duty Down Pressure Spring
4	GB0186	2	Spring Anchor
5	GD14217	2	Tab Lock Pin, 7/16" x 1 1/2"
6	G10011201	1	Lower Parallel Arm Assembly
	GB1224		Self-Lubricating Bushing, 1 1/4" O.D. x 1" I.D. x 1/2" (Included in G10011201)
7	G10732	4	Hex Head Cap Screw, 5/8"-18 x 2"
8	G10011101	2	Upper Parallel Arm Assembly
	GB1224	2	Self-Lubricating Bushing, 1 1/4" O.D. x 1" I.D. x 1/2" (Included in G10011101)
9	---	1	<a href="#">See "Shank Assembly, Seed Tube, and Depth Adjustment" on page P2</a>
10	G10751	2	Hex Head Cap Screw, 5/8"-18 x 1 3/4"
11	G10752	2	Hex Head Cap Screw, 5/8"-18 x 2 1/4"
12	GB0314	2	Hopper Mount
13	GB0366	2	Extension Bracket
14	G10751	4	Hex Head Cap Screw, 5/8"-18 x 1 3/4"
	G11976	4	Flat Washer, 5/8" x 1-3/4"
	G11514	4	Non-Serrated Flange Locknut, 5/8"-18
15	GA1720	1	Bearing/Sprocket, 7/8" Hex Bore
16	G10004	2	Hex Head Cap Screw, 3/8"-16 x 1 1/4"
	G11091	2	Serrated Flange Nut, 3/8"-16
17	G11976	8	Flat Washer, 5/8" x 1 3/4"
18	GB1223	8	Self-Lubricating Bushing
19	G11514	8	Lock Nut, 5/8"-18
A	G6325X	-	U-Bolt Package For 5" x 7" Toolbar, Includes: (2) GD1113, (4) G10230, (4) G10104
B	G1K758	-	Pull Row Unit Parallel Arm Kit, Includes: (2) G10011101, (1) G10011201, (8) GB1223, (8) G11976, (4) G10732, (2) G10751, (2) G10752, (8) G11514, (1) IS1066

(IP1579)



ITEM	PART NO.	QTY. (Per Row)	DESCRIPTION
1	G10037301	1	<a href="#">See "Shank Assembly, Seed Tube, and Depth Adjustment" on page P2</a>
2	GD11306	1	Disc Blade, 3.5 mm x 15"
3	GD30725	10	Machine Bushing, 5/8" (.030" Thick) (5 Per)
4	G10397801	2	Bushing, 1 x .656 x 12
5	GD36856	1	Opener Blade Bolt, 5/8"-11 x 1 3/4", Grade 5
	G10005	1	Hex Head Cap Screw, 5/8"-11 x 1 3/4"
6	G10090401	2	Plastic Ribbed Hub Cap (1 Per)
7	GA2012L	1	Disc Scraper, L.H.
8	G10002	2	Hex Head Cap Screw, 3/8"-16 x 3/4"
9	G10325	1	Hex Head Cap Screw, 3/8"-16 x 2 3/4"
10	GA2012R	1	Disc Scraper, R.H.
11	GD35444	1	Seed Tube Bracket
12	GD2971-26	1	Sleeve, 3/8" I.D x 5/8" O.D. x 1.63" Long
13	G10622	3	Serrated Flange Nut, 3/8"-16
14	GD36990	6	Rivet, 1/4" x 9/16"
15	GA26920	1	Bearing
16	GD36860		Bearing Housing
A	G10018801	-	Disc Blade/Bearing Assembly, Less Dust Cap (Items 2, 14-16)

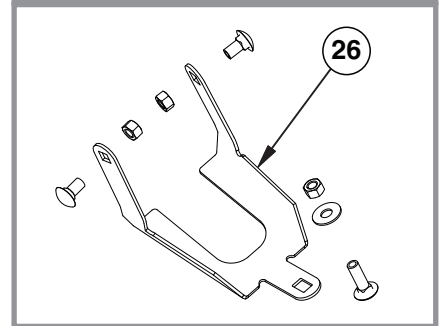
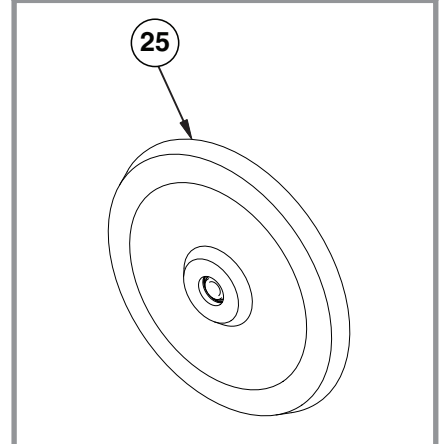
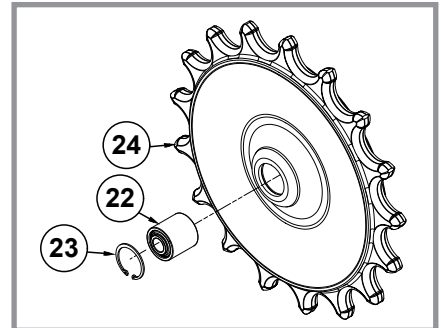
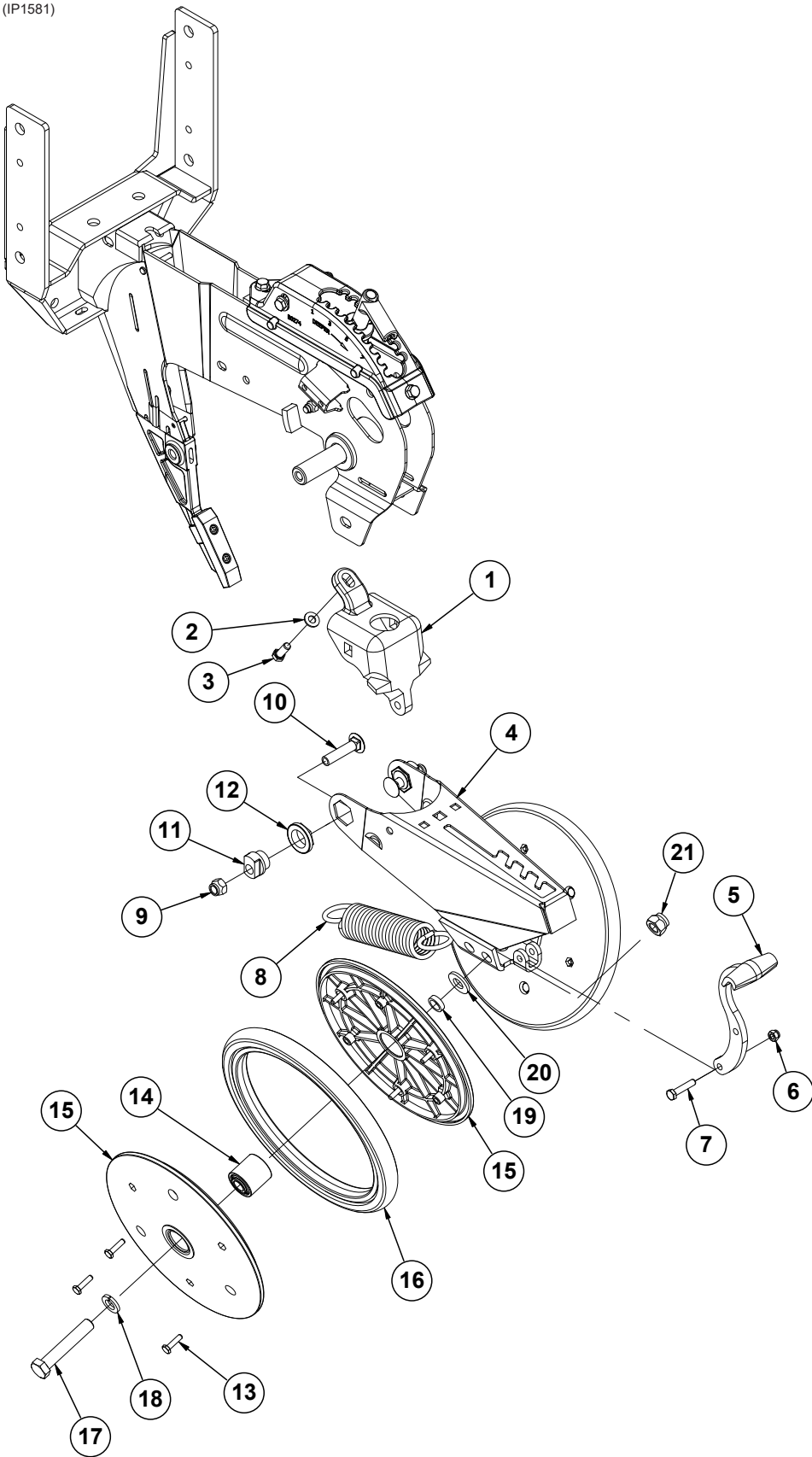
(IP1580/103225)



Spoked Gauge Wheel

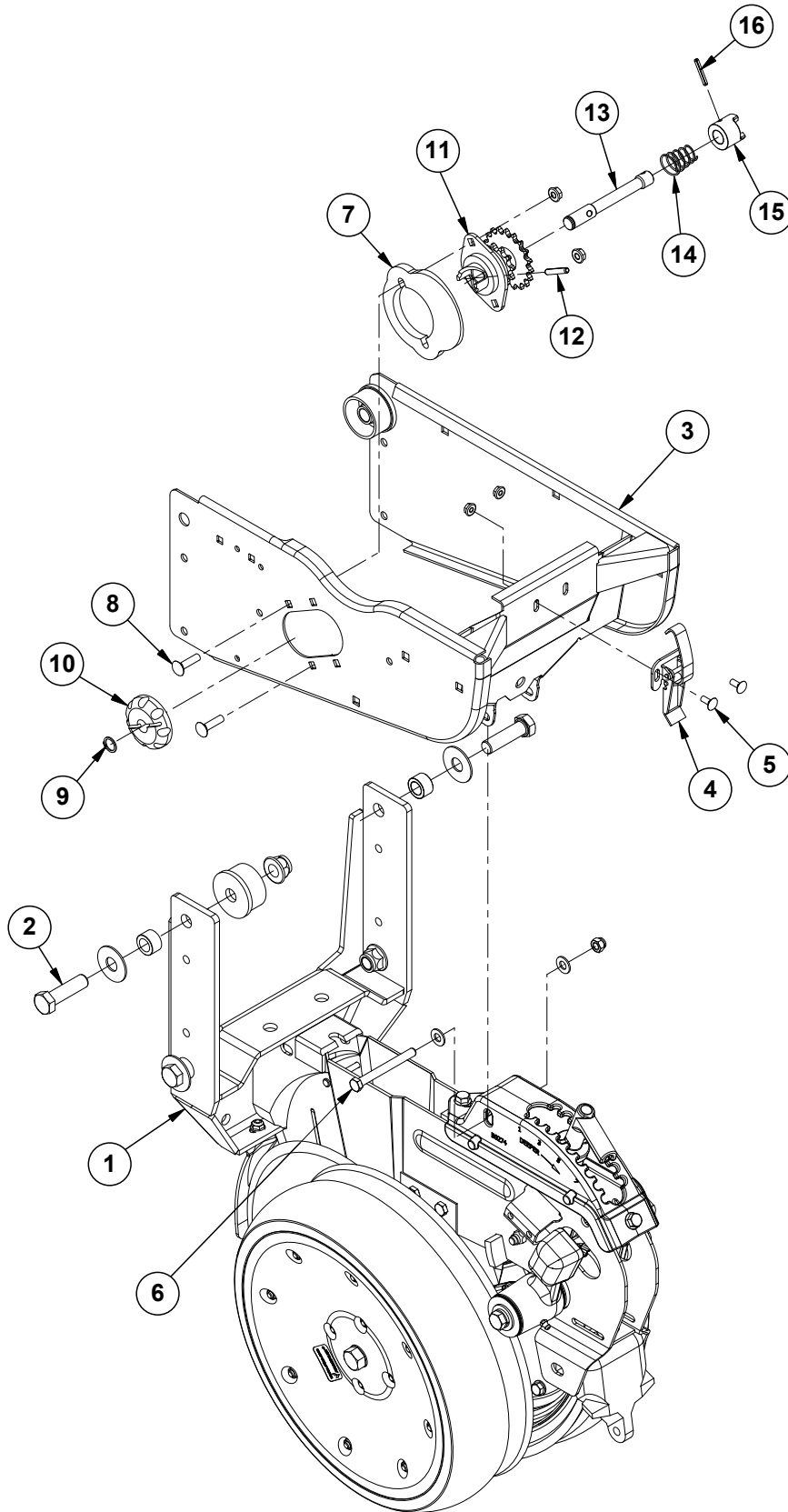
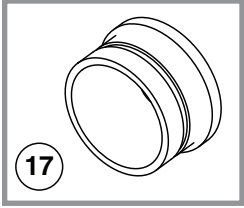
ITEM	PART NO.	QTY. (Per Row)	DESCRIPTION
1	---	-	<a href="#">See "15" Seed Opener Disc Blade/Bearing Assembly and Scrapers" on page P6</a>
2	G10940	7	Machine Bushing, 1" (.048" Thick)
3	G10228	2	Lock Washer, 1/2"
4	G10014	2	Hex Head Cap Screw, 1/2"-13 x 1"
5	G10216	2	Washer, 1/2" USS
6	GA21677	1	Wheel Arm W/Grease Fitting, Bushings, and Seals, L.H. (Shown)
	GA21676	-	Wheel Arm W/Grease Fitting, Bushings, and Seals, R.H.
	GD10991	2	Seal (Per Arm) (Included W/GA21677 and GA21676)
	GB0276	2	Bushing, 1" I.D. x 1 1/4" O.D. x 1" Long (Per Arm) (Included W/GA21677 and GA21676)
7	G10397801	1	Bushing, 1 x .656 x 12
8	G10031	8	Carriage Bolt, 5/16"-18 x 1 1/4"
	G11386	8	Flat Washer, 5/16" SAE
9	G10028701	1	Half Gauge Wheel
	G10019	4	Hex Head Cap Screw, 5/16"-18 x 1"
	G11386	4	Flat Washer, 5/16" SAE
10	GD36713	2	Gauge Wheel Dust Shield
11	GA6171	1	Bearing
12	GD36709	1	Half Gauge Wheel
13	G10109	12	Lock Nut, 5/16"-18
	G11386	12	Flat Washer, 5/16" SAE
14	G10230	1	Lock Washer, 5/8"
15	G10010	1	Hex Head Cap Screw, 5/8"-11 x 3"
16	G10028601	1	Tire, 4 1/2" x 16
17	G10335001	6	Flanged Lock Nut, M8
18	G10334701	1	Hub
19	G10334901	1	Wheel Flange
20	G10335101	6	Screw, M8 x 30
21	G11386	6	Flat Washer, 5/16"
22	G10335201	1	Elastic Ring
23	G10334801	1	Wheel Flange
A	G10028801	-	Standard Gauge Wheel Complete (Items 8-13 and 16)
B	G10322501	-	Spoked Gauge Wheel Complete (Items 10-11 and 16-23)
C	G1K296	-	Gauge Wheel Arm Bushing and Seal Driver Kit, Includes: (1) Seal Driver, (1) Bushing Driver, (1) Instruction Sheet

(IP1581)



ITEM	PART NO.	QTY. (Per Row)	DESCRIPTION
1	GB0268	1	Wheel Arm Mount
2	G11387	1	Flat Washer, 3/8" SAE
3	G10001	1	Hex Head Cap Screw, 3/8"-16 x 1"
4	GA15197	1	Closing Wheel Arm
5	GB0254	1	Lever
6	G10109	1	Lock Nut, 5/16"-18, Grade 8
7	G10133	1	Hex Head Cap Screw, 5/16"-18 x 1 1/2"
8	GD8460	1	Spring
9	G10111	2	Lock Nut, 1/2"-13
10	G11419	2	Carriage Bolt, 1/2"-13 x 2 1/4"
11	GB0239	2	Eccentric Bushing
12	GB0282	2	Stepped Bushing
13	G10064	6	Hex Head Cap Screw, 1/4"-20 x 1"
14	GA6171	1	Bearing
15	GD9120	2	Nylon Half Wheel
16	GD1085	1	Rubber Tire, 1" x 12"
17	G10013	2	Hex Head Cap Screw, 5/8"-11 x 3 1/2"
18	G10230	2	Lock Washer, 5/8"
19	GD1109	2	Bushing, 4 1/4" I.D. x 7/8" O.D. x 1/4" Long
20	G11391	2	Flat Washer, 5/8" SAE
21	G10107	2	Lock Nut, 5/8"-11
22	GA6171	1	Bearing
23	G11862	1	Internal Retaining Ring
24	GD36895	1	Spiked Closing Wheel
25	GA6597	1	Cast Iron Closing Wheel W/Bearing
	GA6171	1	Bearing
26	G1K345	-	Closing Wheel Shield Kit W/Hardware and Instruction
	GD26146	1	Closing Wheel Shield (Included W/G1K345)
	G10599	1	Carriage Bolt, 3/8"-16 x 1 1/4" (Included W/G1K345)
	G10308	2	Carriage Bolt, 3/8"-16 x 3/4" (Included W/G1K345)
	G10101	3	Hex Nut, 3/8"-16 (Included W/G1K345)
	G10229	3	Lock Washer, 3/8" (Included W/G1K345)
	G11387	1	Hardened Washer, 3/8" SAE (Included W/G1K345)
A	GA6434	-	Rubber Closing Wheel Complete W/Bearing (Items 13-16)
B	GA26958	-	Spiked Closing Wheel (Items 22-24)

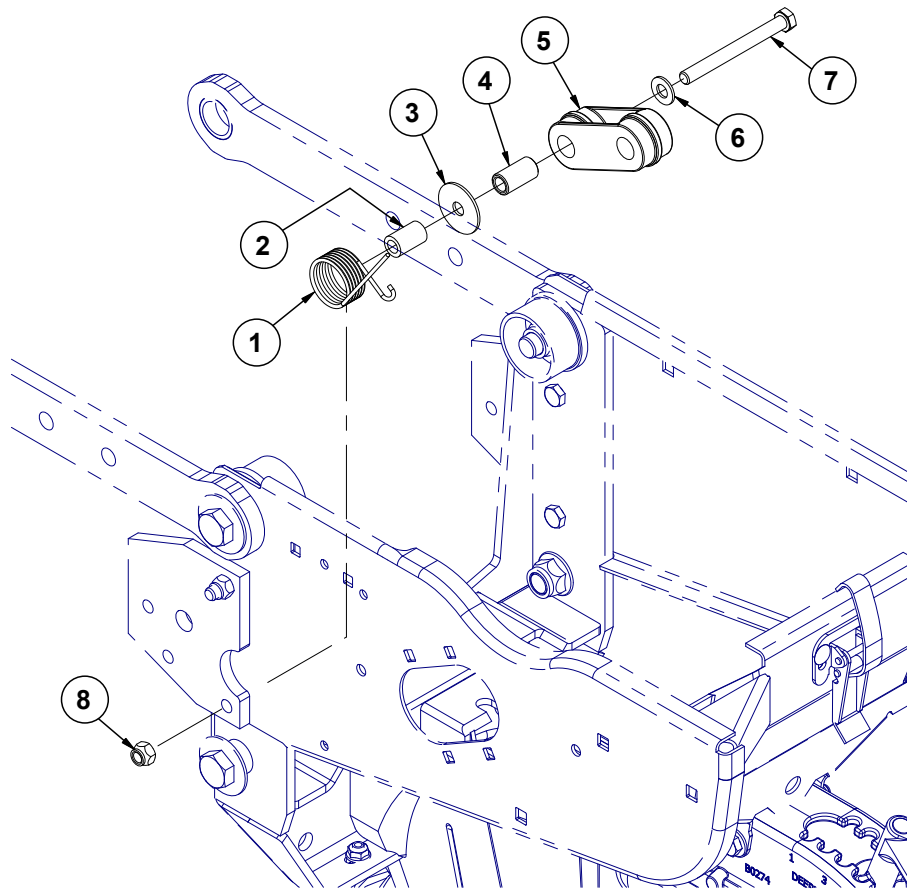
(IP1582)





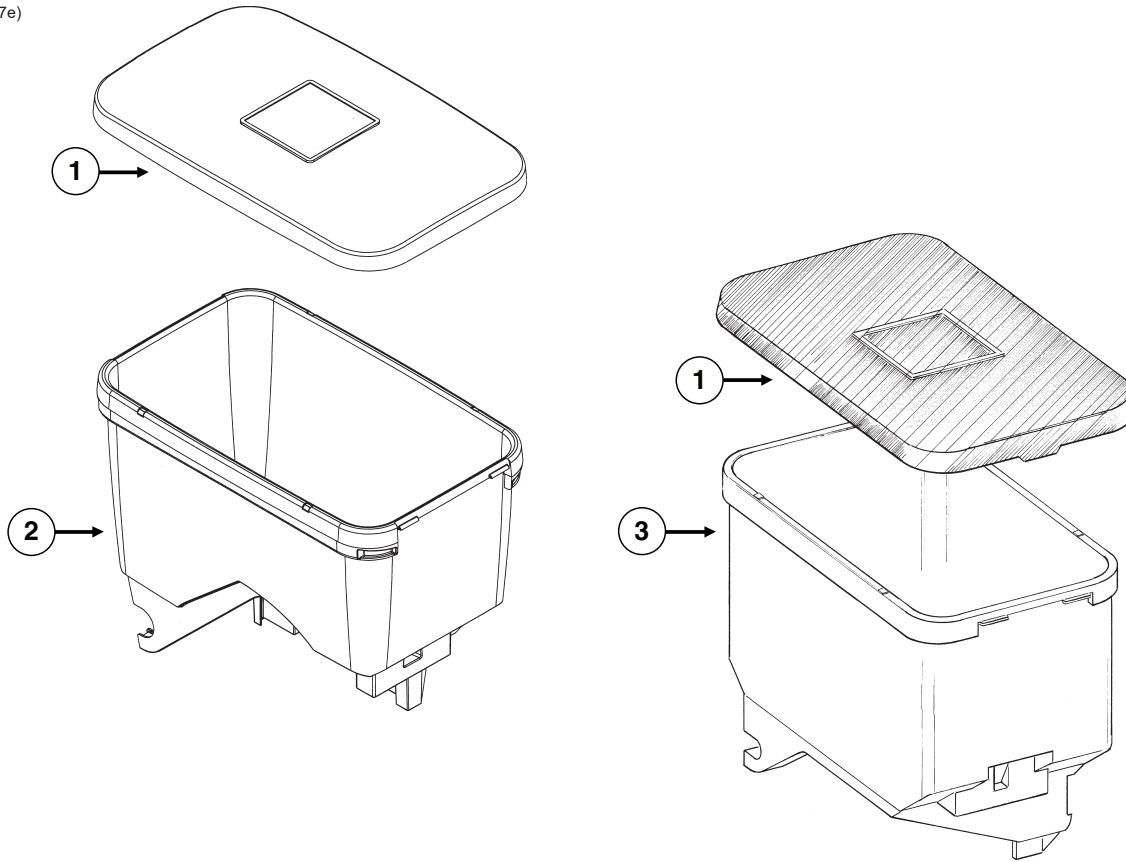
ITEM	PART NO.	QTY. (Per Row)	DESCRIPTION
1	---	1	<a href="#">See "15" Seed Opener Disc Blade/Bearing Assembly and Scrapers" on page P6</a>
2	G10752	2	Hex Head Cap Screw, 5/8"-18 x 2 1/4"
3	G10329801	1	Hopper Support
4	GA2007	1	Hopper Hold Down Latch
5	G10309	2	Carriage Bolt, 1/4"-20 x 5/8", Grade 2
	G10621	2	Serrated Flange Nut, 1/4"-20
6	G10061	1	Hex Head Cap Screw, 3/8"-16 x 3 1/2"
	G11387	2	Flat Washer, 3/8" SAE
	G10108	1	Lock Nut, 3/8"-16
7	GB0331	1	Clutch Adapter Plate
8	G10338	2	Carriage Bolt, 5/16"-18 x 1 1/4"
	G10620	2	Serrated Flange Nut, 5/16"-18
9	G10567	1	External Retaining Ring, 5/8"
10	GD11239	1	Knob
11	GA10137	1	Double Sprocket and Bearing, Drive Clutch, 11/19 Tooth (Mechanical)
	GA12143	-	Double Sprocket and Bearing, Drive Clutch, 11/28 Tooth (Vacuum)
12	G10602	1	Spring Pin, 1/4" x 1 1/2"
13	GD29507	1	Clutch Shaft
14	GD11413	1	Spring
15	GB0278	1	Coupler
16	G10546	1	Spring Pin, 3/16" x 1 1/4"
17	GD17052	-	Vacuum Plug
A	GA10151	-	Seed Meter Clutch Assembly, 11/19 Tooth (Items 9-16) (Mechanical)
B	GA20640	-	Seed Meter Clutch Assembly, 11/28 Tooth (Items 9-16) (Vacuum)

(IP1583)

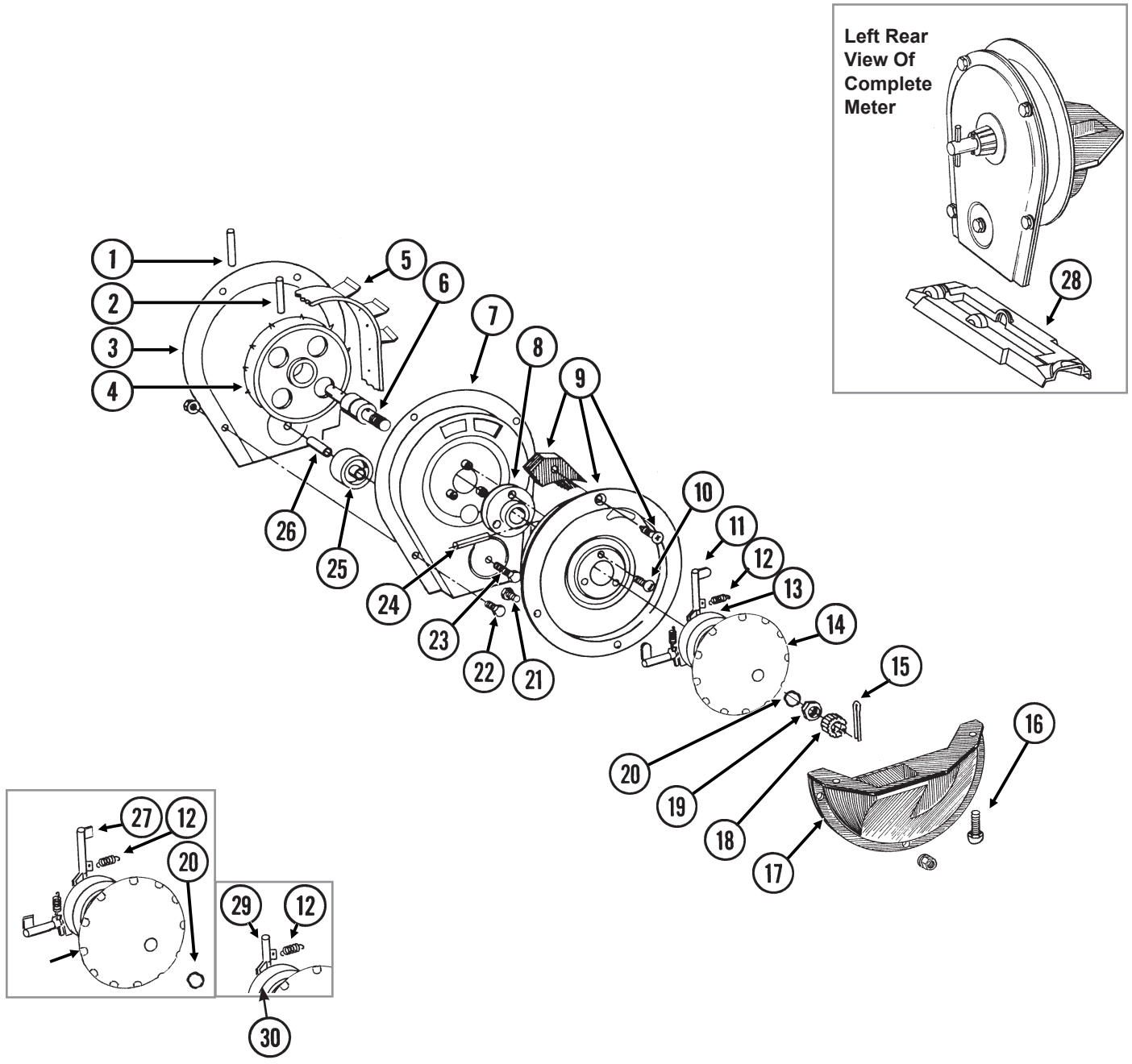


ITEM	PART NO.	QTY. (Per Row)	DESCRIPTION
1	GD1065	1	Idler Spring
2	GD7318	1	Sleeve, 1" Long
3	G10201	1	Special Washer, 3/8" x 1 1/2" O.D.
4	GD1026	1	Sleeve, 1 3/16" Long
5	GD11962	1	Idler
6	G11387	1	Flat Washer, 3/8" SAE
7	G10326	1	Hex Head Cap Screw, 3/8"-16 x 3 3/4"
8	G10108	1	Lock Nut, 3/8"-16

(METR12/RU87e)

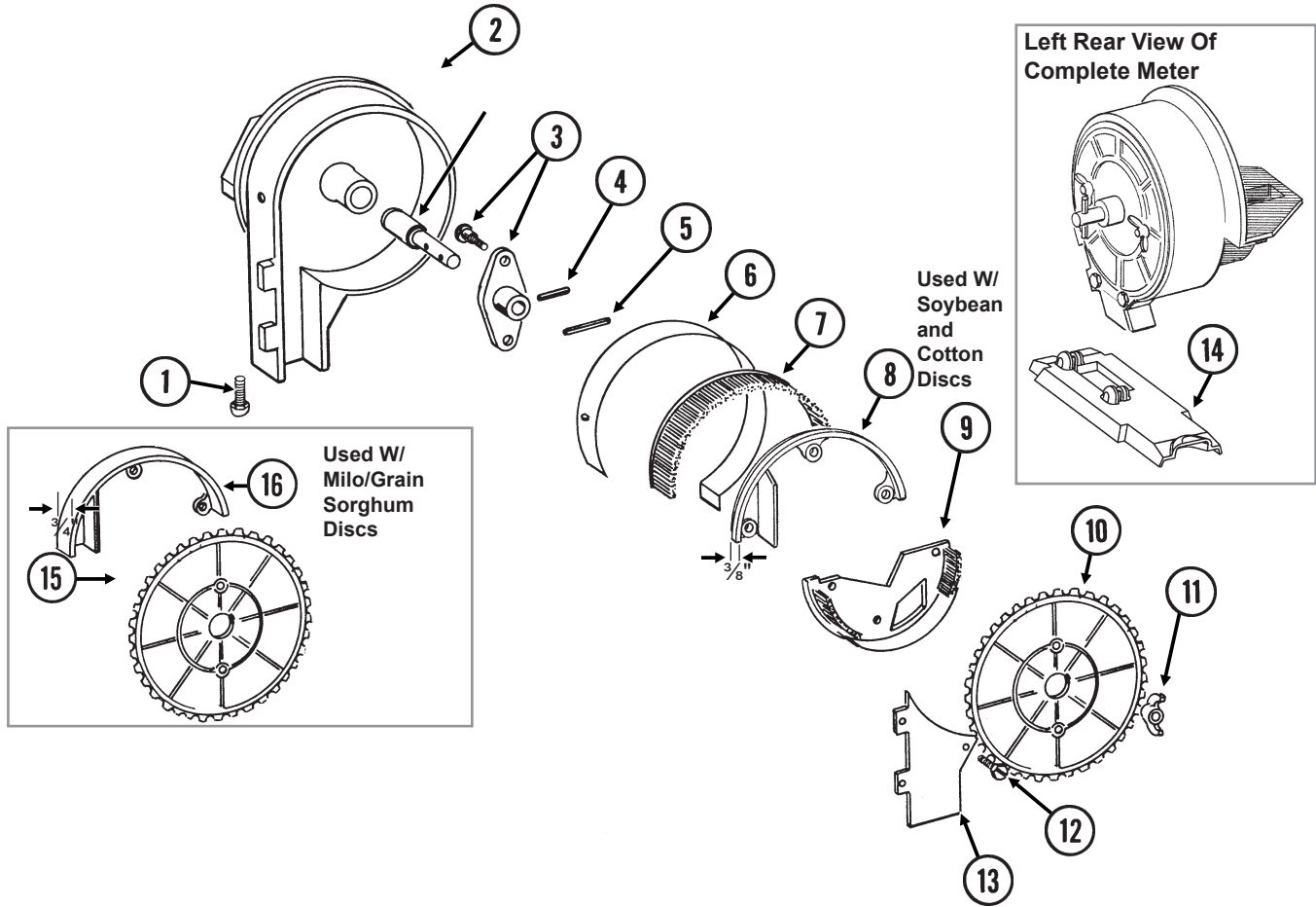


ITEM	PART NO.	QTY.	DESCRIPTION
1	GD11279	1	Lid
2	GA24873	1	Seed Hopper (Vacuum)
	GD12561	-	Threaded Insert, 5/16"-18 (Included W/GA20254)
3	GA9714	1	Seed Hopper, Reinforced (Mechanical)
	GD12561	-	Threaded Insert, 5/16"-18 (Included W/GA9714)



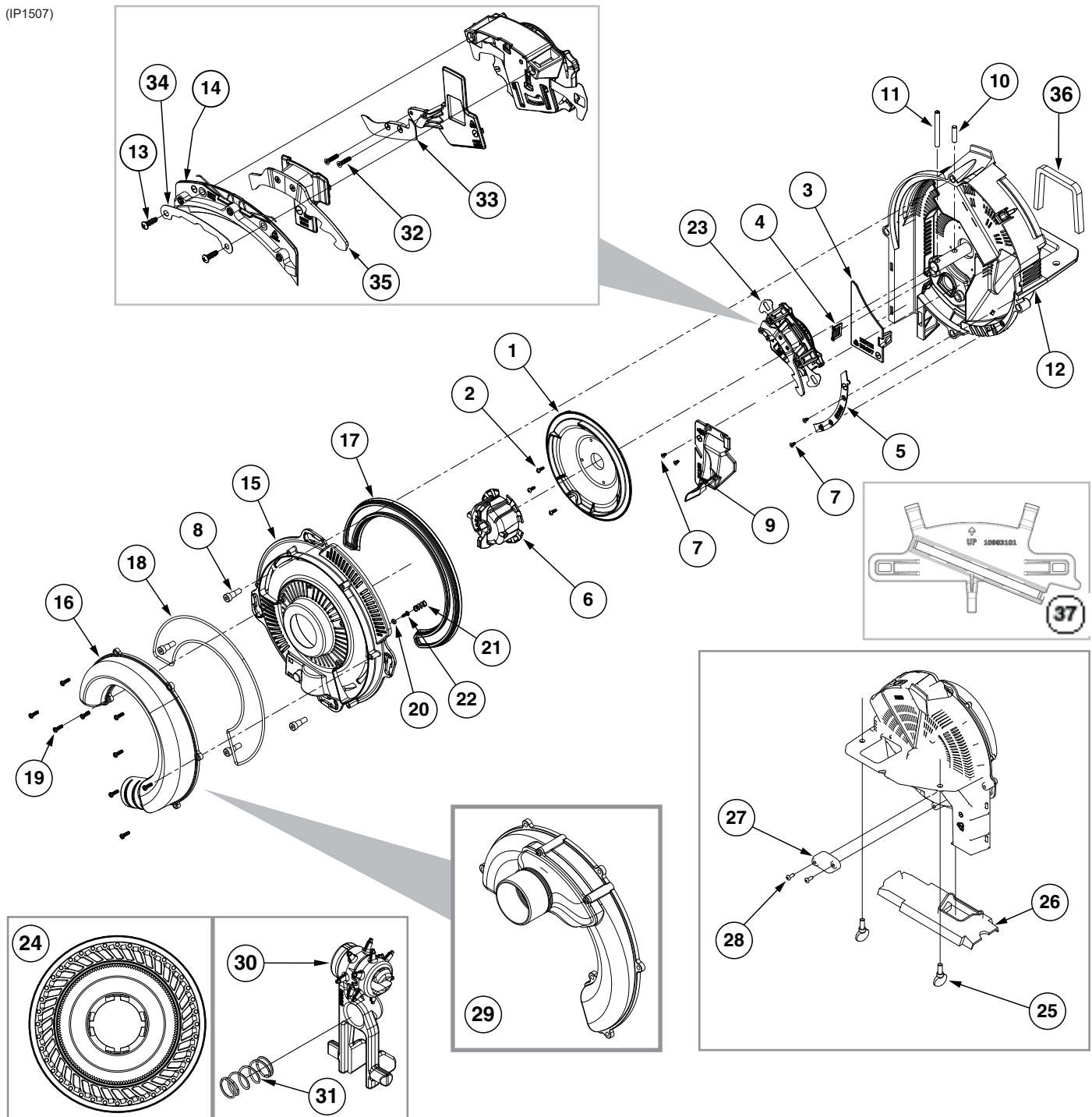
ITEM	PART NO.	QTY. (Per Row)	DESCRIPTION
1	G10602	1	Spring Pin, 1/4" x 1 1/2"
2	G10604	1	Spring Pin, 3/16" x 1 1/2"
3	G10429301	1	Housing Cover
4	GD1041	1	Belt Drive Sprocket
5	GD11286	1	Seed Belt
6	GA2019	1	Bearing
7	G10429101	1	Conveyor Housing
8	GB0110	1	Bearing Housing
9	GR1569	-	Carrier Plate W/Brush and Screw (Corn)
	GR0664	-	Carrier Plate W/Brush and Screw (Sunflower)
	GA2020	-	Brush
	G10690	-	Rolling Thread Screw, No. 10 x 3/4"
10	G10401	3	Slotted Hex Washer Head Screw, No. 10-32 x 5/8"
11	GD18704	12	Finger, Corn
12	GD19790	12	Spring
13	GB0410	1	Cam
14	GD11528	1	Finger Holder (Corn and Sunflower - Used With GR1848)
	GD26594	-	Finger Holder (Corn and Sunflower - Used With GR2154)
15	G10470	1	Cotter Pin, 5/32" x 1"
16	G11009	2	Locking Thumbscrew, 5/16"-18 x 3/4"
17	GD36922	1	Seed Baffle
18	GD1083	1	Cover Nut
19	G10500	1	Jam Nut, 5/8"-18 UNF
20	GA8343	1	Wave Washer, 5/8" (Triple Wave)
21	G10020	3	Hex Head Cap Screw, 1/4"-20 x 5/8"
	G10323	3	Hex Flange Nut, 1/4"-20, No Serrations
22	G10022	5	Hex Head Cap Screw, 1/4"-20 x 1/2"
	G10621	6	Serrated Flange Nut, 1/4"-20
23	G10021	1	Hex Head Cap Screw, 1/4"-20 x 1 1/2"
	G10621	1	Serrated Flange Nut, 1/4"-20
24	G10603	1	Spring Pin, 1/4" x 1 1/4"
25	GD1042	1	Idler
26	GB0120	1	Bushing, 1 7/64" I.D. x 1 1/32" Long
27	GD19333	12	Finger, Oil Sunflower
28	GD15698	1	Shank Cover, Finger Pickup Seed Meter
29	GD11787	-	Half Rate Blank Finger
30	GB0410	-	Cam (Sunflower)
A	GR1848	-	Finger Assembly, Corn (Items 11-14 and 20)
B	GR2154	-	Finger Assembly, Sunflower (Items 12, 14, 20, 27, and 30)
C	G10846X	-	Corn Meter Assembly (Items 1-26 and 28)
D	900-01117	-	Sunflower Meter Assembly (Items 1-10, 12, 14-15, 17-27, and 30)

RUA037/RUA056/RUA057(RU14f)



ITEM	PART NO.	QTY. (Per Row)	DESCRIPTION
1	G11009	2	Locking Thumbscrew, 5/16"-18 x 3/4"
2	GA18208	1	Housing W/Bearing
	GA5698	-	Bearing (Included W/GA18208)
3	GA6038	1	Hub W/Shoulder Bolts
	GD1755	-	Shoulder Bolt, 1/4"-20 (2 Used)
4	G10603	1	Spring Pin, 1/4" x 1 1/4"
5	G10602	1	Spring Pin, 1/4" x 1 1/2"
6	GD8778	1	Wear Strip
7	GA5699	1	Upper Brush
8	GD11122	1	Upper Brush Retainer (Used W/Soybean and Cotton Discs)
9	GA5834	1	Lower Brush
10	GA5794	-	Seed Disc, Soybean, 60 Cell, Black Color-Coded
	GA6184	-	Seed Disc, Specialty Soybean, 48 Cell, Dark Blue Color-Coded
	GA5796	-	Seed Disc, Cotton, Acid-Delinted, 30 Cell, White Color-Coded
	GA6168	-	Seed Disc, Large Cotton, Acid-Delinted, 36 Cell, Tan Color-Coded
	GA6478	-	Seed Disc, High-Rate Cotton, Acid-Delinted, 48 Cell, Light Green Color-Coded
	GA6182	-	Seed Disc, Hill-Drop Cotton, Acid-Delinted, 12 Cell, Brown Color-Coded
	GA7255	-	Seed Disc, Small Hill-Drop Cotton, Acid-Delinted, 12 Cell, Dark Green Color-Coded
11	G10531	2	Wing Nut W/Nylon Insert, 1/4"-20
12	G11151	9	Hex Washer Head Screw, No. 10-16 x 1/2"
	G10634	-	Slotted Tap Screw, No. 10-24 x 5/8" (Use As Required)
13	GD7878	1	Cover
14	GD15699	1	Shank Cover, Brush-Type Seed Meter
15	GA5982	-	Seed Disc, Small Milo/Grain Sorghum, 30 Cell, Red Color-Coded
	GA6187	-	Seed Disc, Large Milo/Grain Sorghum, 30 Cell, Light Blue Color-Coded
	GA5795	-	Seed Disc, High-Rate Small Milo/Grain Sorghum, 60 Cell, Red Color-Coded
	GA6633	-	Seed Disc, High-Rate Large Milo/Grain Sorghum, 60 Cell, Yellow Color-Coded
16	GD8237	-	Upper Brush Retainer (Used W/Milo/Grain Sorghum Discs)
A	700-01079	-	Brush Meter (Items 1-9 and 11-14)

(IP1507)

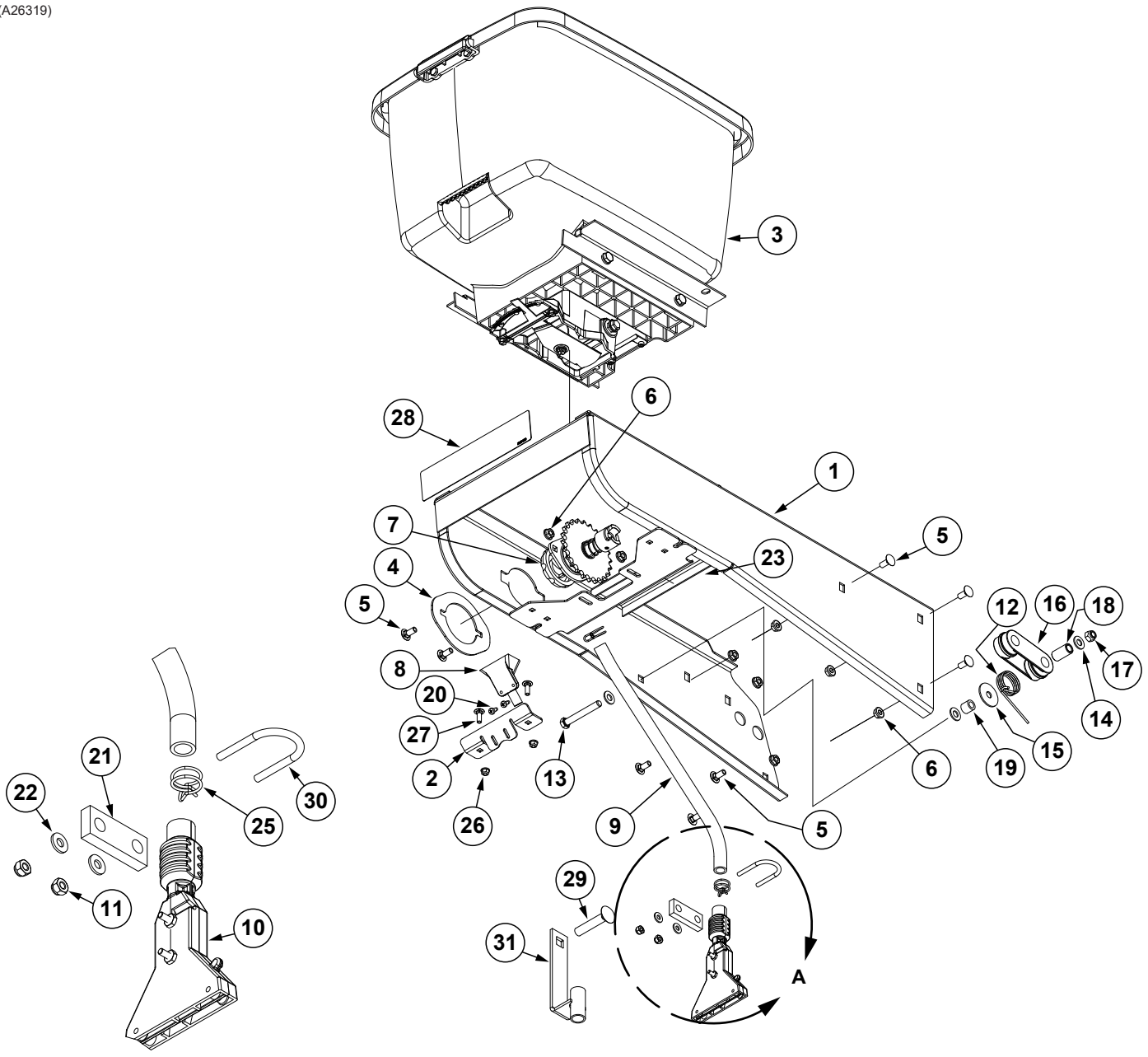


ITEM	PART NO.	QTY.	DESCRIPTION
1	GB0815	1	Shield
2	G11619	3	Phillips Pan Head Tapping Screw, No. 6-19 x 3/8"
3	GB0697	1	Chute Cover
4	GB0780	1	Brush
5	GB0823	1	Baffle
6	GB1147	1	Disc Hub
7	G11618	4	Torx Flat Head Tapping Screw, No. 6-19 x 1/4"
8	G11172	4	Hex Socket Head Shoulder Screw, 1/4"-20 x 3/8", Stainless Steel

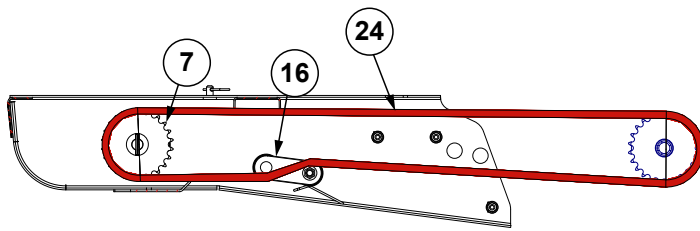


ITEM	PART NO.	QTY.	DESCRIPTION
9	GA24878	1	Brush Assembly
10	G11448	1	Pin, 1/4" x 1"
11	G10475	1	Spring Pin, 1/4" x 2 1/4"
12	GA24877	1	Meter Housing W/Bearing
13	G11578	2	Phillips Pan Head Tapping Screw, No. 8-18 x 1/2"
14	GA24676	1	Singulator Guide Assembly
15	GB0920	1	Cover
16	GB0818	1	Vacuum Port, Pull Row Unit
17	GB0676	1	Lip Seal
18	GD26593	1	Gasket Housing
19	G11556	9	Phillips Pan Head Tapping Screw, 6-19 x 1/2"
20	GB0907	1	Retainer Spring
21	G10483101	1	Compression Spring
22	G11619	1	Phillips Pan Head Tapping Screw, No. 6-19 x 3/8"
23	GA24752	1	Singulator Assembly (Includes Items 13 and 14)
24	G11152X	-	Seed Disc, Corn, 40 Cell, Light Blue Color-Coded, Ejector Wheel, and Spring
	G11046X	-	Seed Disc, 83 Cell, Ejector Wheel, and Spring
	G11042X	-	Seed Disc, Wheat, 54 Cell, Ejector Wheel, and Spring
	G11332X	-	Seed Disc, Wheat, 231 Cell, Red Color-Coded, Ejector Wheel, and Spring
	G11047X	-	Seed Disc, Soybean, 120 Cell, Black Color-Coded, Ejector Wheel, and Spring
	G11048X	-	Seed Disc, Soybean, 60 Cell, Black Color-Coded, Ejector Wheel, and Spring
	G11154X	-	Seed Disc, Sugar Beets/Milo, Dark Orange Color-Coded, Ejector Wheel, and Spring
	G11153X	-	Seed Disc, Sunflower, 40 Cell, Gray Color-Coded, Ejector Wheel, and Spring
	G11105X	-	Seed Disc, Cotton, 60 Cell, Green Color-Coded, Ejector Wheel, and Spring
	G11106X	-	Seed Disc, Black Turtle and Navy Edible Bean and Popcorn, 60 Cell, Brown Color-Coded, Ejector Wheel, and Spring
	G11107X	-	Seed Disc, Pinto and Great Northern Edible Beans and Low-Rate Soybean, 60 Cell, Dark Blue Color Coded, Ejector Wheel, and Spring
	GB1237	-	Anti-Static Blank Seed Disc
	GB1231	-	Blank Seed Disc
25	G11009	2	Locking Thumbscrew, 5/16"-18 x 3/4"
26	GB0926	1	Shank Cover
27	GD28631	1	Cover Plate
28	G11281	2	Hex Button Head Cap Screw, 10-24 x 1/2"
29	GA20111	1	Vacuum Port, Push Row Unit
30	G10665101	-	Ejector Arm, Corn
	G10483401	-	Ejector Arm, Soybean (120 Cell)
	G10483201	-	Ejector Arm, Soybean (60 Cell)
	G10665001	-	Ejector Arm, Sunflower
	G10664901	-	Ejector Arm, Beets/Milo
	G10614301	-	Ejector Arm, Black Turtle, Navy, Pinto, and Great Northern Edible Bean, Popcorn, and Low-Rate Soybean, Cotton
	GA25550	-	Ejector Arm, Rapeseed
	GA26989	-	Ejector Arm, Wheat (54 Cell)
	G10936101	-	Ejector Arm, Wheat (231 Cell)
31	G10483101	-	Compression Spring
32	G11693	2	Torx Flat Head Machine Screw, No. 4-40 x 1/2"
33	GB0921	1	Lower Blade
34	GD29657	1	Retainer
35	GB0958	1	Outer Blade
36	GD34774	1	Meter Gasket
37	G10983301	1	Wheat Brush Singulator
	G10983101	1	Wheat Brush Mount (Included W/G10983301)
	G10983201	1	Brush (Included W/G10983301)
A	G9903X	-	Vacuum Meter Assembly, Pull Row Unit (Excludes Items 24 and 29-31)
B	G9897X	-	Vacuum Meter Assembly, Push Row Unit (Excludes Items 16, 24, and 30-31)
C	GA20622	-	Cover Assembly (Items 15-22)

(A26319)



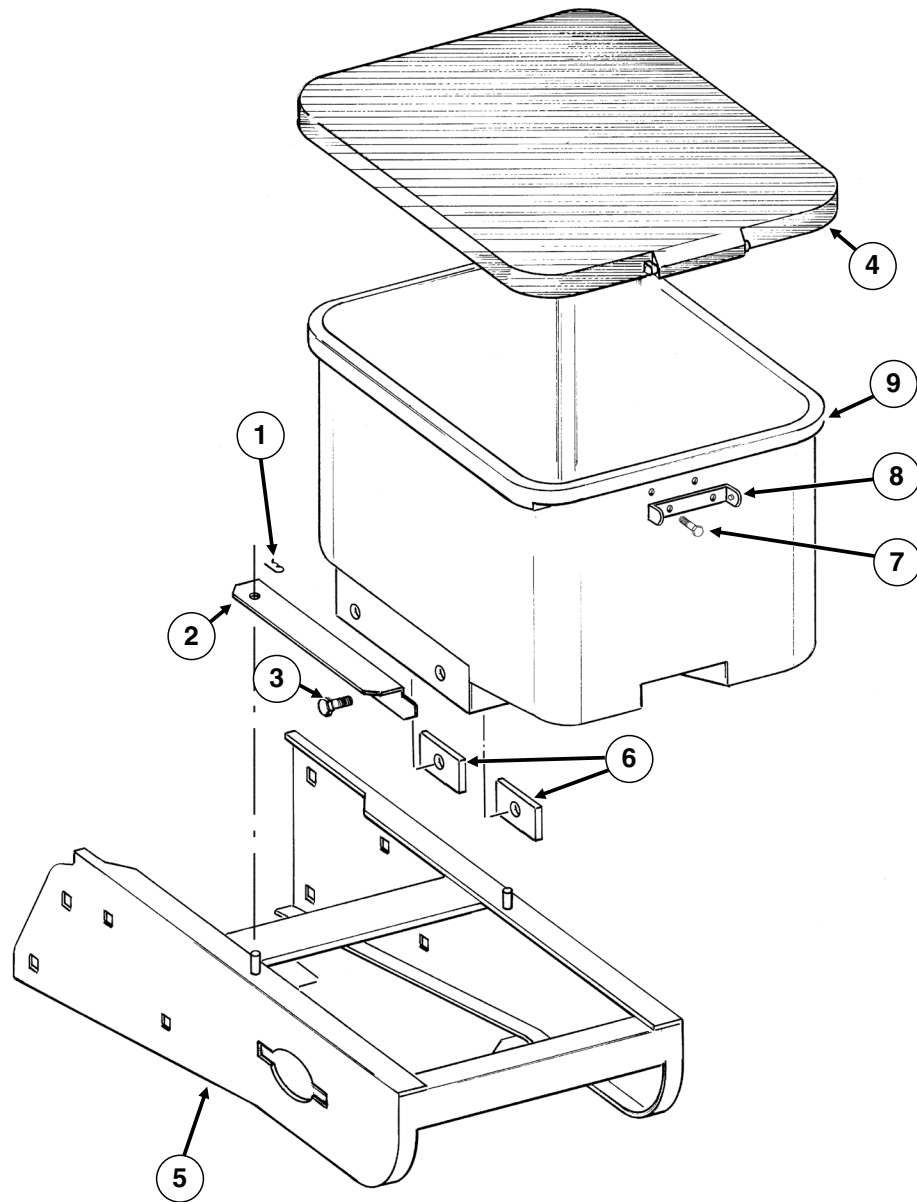
Detail A



Chain Routing

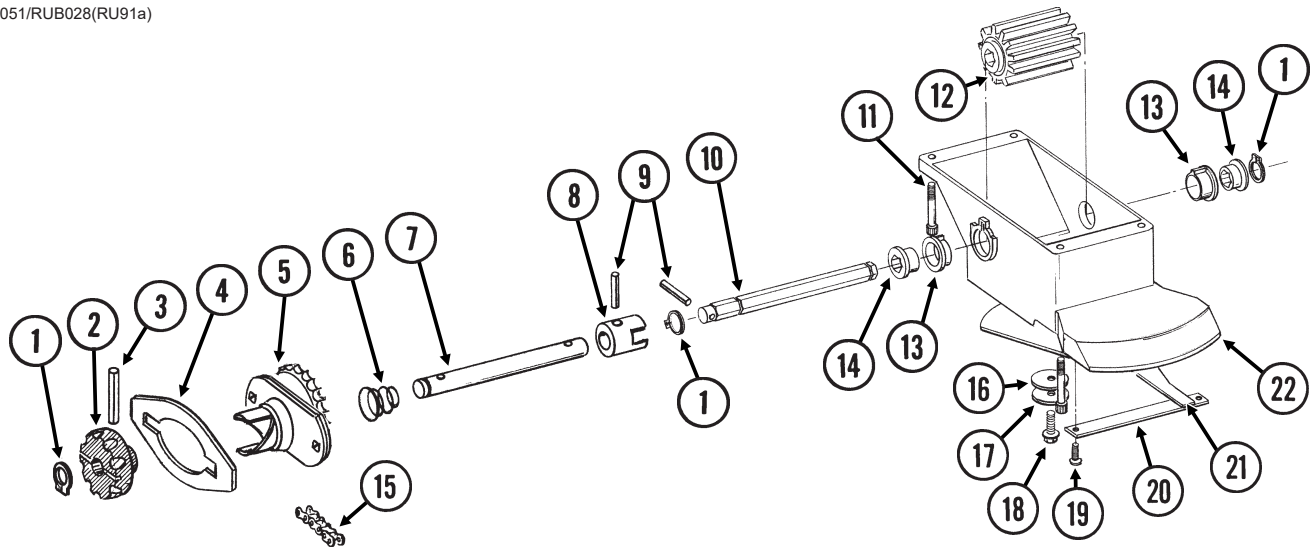
ITEM	PART NO.	QTY. (Per Row)	DESCRIPTION
1	A26287	1	Hopper Panel Extension <b>(Non-Stock Item)</b>
2	GD36277	1	Funnel Bracket
3	---	-	<a href="#">See "Granular Chemical Hopper and Hopper Panel Extension" on page P24</a>
4	GD11305	1	Plate
5	G10312	8	Carriage Bolt, $\frac{5}{16}$ "-18 x $\frac{3}{4}$ "
6	G10620	8	Serrated Flange Nut, $\frac{5}{16}$ "-18
7	---	1	<a href="#">See "Granular Chemical Meter and Meter Drive" on page P25</a>
8	GD2423	1	Funnel
9	GD2947	1	Hose, $\frac{7}{16}$ " x 28"
10	GA6907	1	Slope-Compensating Bander W/Hardware (4 $\frac{1}{2}$ " Band Width)
	G10864	1	Uni-Clamp (Included W/GA6907)
	G10757	2	Pan Head Screw, No. 10-32 x 1 $\frac{1}{4}$ " (Included W/GA6907)
	G10758	2	Hex Nut, No. 10-32 (Included W/GA6907)
11	G10110	2	Lock Nut, $\frac{1}{4}$ "-20, Grade B
12	GD11219	1	Spring
13	G10325	1	Hex Head Cap Screw, $\frac{3}{8}$ "-16 x 2 $\frac{3}{4}$ "
14	G11387	3	Flat Washer, $\frac{3}{8}$ " SAE
15	G10201	1	Special Washer, $\frac{3}{8}$ " x 1 $\frac{1}{2}$ " O.D.
16	GD11962	1	Idler
17	G10108	1	Lock Nut, $\frac{3}{8}$ "-16
18	GD1026	1	Sleeve, 1 $\frac{3}{16}$ " Long
19	GD2971-10	1	Sleeve, $\frac{9}{16}$ " Long
20	G10966	2	Phillips Head Self-Tapping Screw, No. 10 x 1/2"
21	GD10984	1	Spacer
22	G11385	2	Flat Washer, $\frac{1}{4}$ " SAE
23	G10670	2	Hair Pin Clip, No. 3
24	G3303-114	1	Chain, No. 41, 114 Pitch Including Connector Link (Mechanical)
	G3303-108	1	Chain, No. 41, 108 Pitch Including Connector Link (Vacuum)
	GR0196	1	Connector Link, No. 41
25	G11209	2	Wire Hose Clamp, $\frac{3}{4}$ "
26	G10621	2	Serrated Flange Nut, $\frac{1}{4}$ "-20
27	G10310	2	Carriage Bolt, $\frac{1}{4}$ "-20 x $\frac{3}{4}$ ", Grade 2
28	---	-	<a href="#">See "Decals, Paint, and Miscellaneous" on page P138</a>
29	G10315	1	Carriage Bolt, $\frac{1}{2}$ "-13 x 2 $\frac{1}{2}$ " (Replaces Existing $\frac{1}{2}$ " x 2 $\frac{1}{4}$ " Hardware)
30	GD10963	1	U-Bolt, 1 $\frac{1}{2}$ " x 1 $\frac{5}{16}$ " x $\frac{1}{4}$ "-20
31	GA6741	1	Bracket (Straight Drop In-Furrow)

(METR14d)



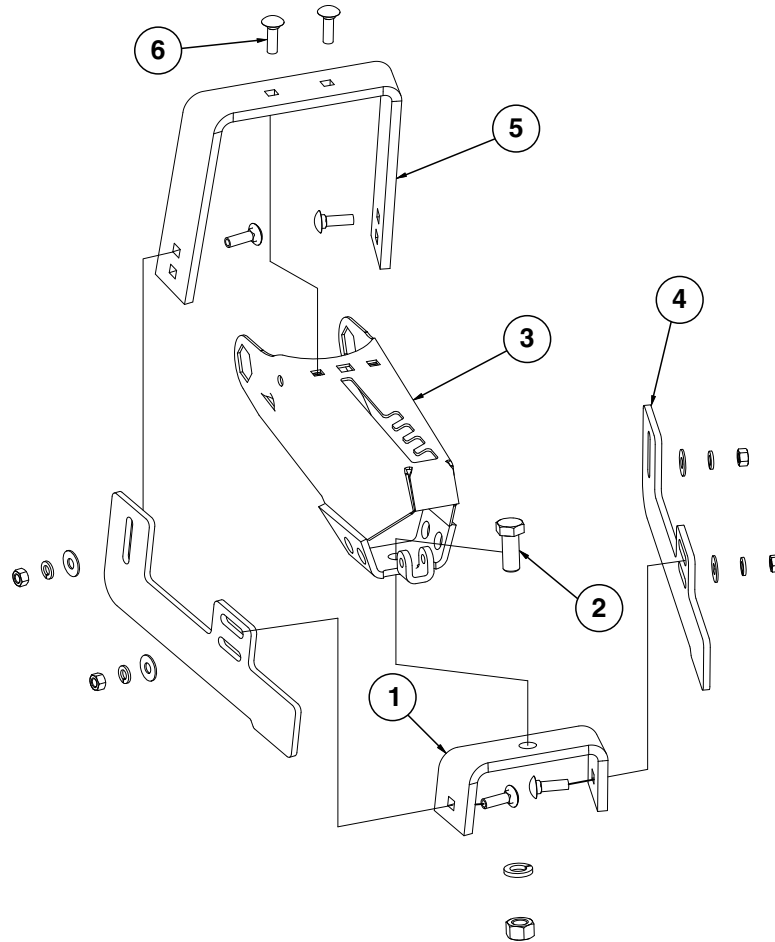
ITEM	PART NO.	QTY. (Per Row)	DESCRIPTION
1	G10670	2	Hair Pin Clip, No. 3
2	GD1059L	1	Support, L.H. (Shown)
	GD1059R	1	Support, R.H.
3	G10002	4	Hex Head Cap Screw, 3/8"-16 x 3/4"
	G10229	4	Lock Washer, 3/8"
4	GA4444	1	Lid
5	GA26287	1	Hopper Panel Extension ( <b>Non-Stock Item</b> )
6	GD11424	4	Block
7	G10023	2	Hex Head Cap Screw, 1/4"-20 x 3/4"
	G10621	2	Serrated Flange Nut, 1/4"-20
8	GD1060	1	Hinge
9	GA8371	1	Hopper

RUA051/RUB028(RU91a)



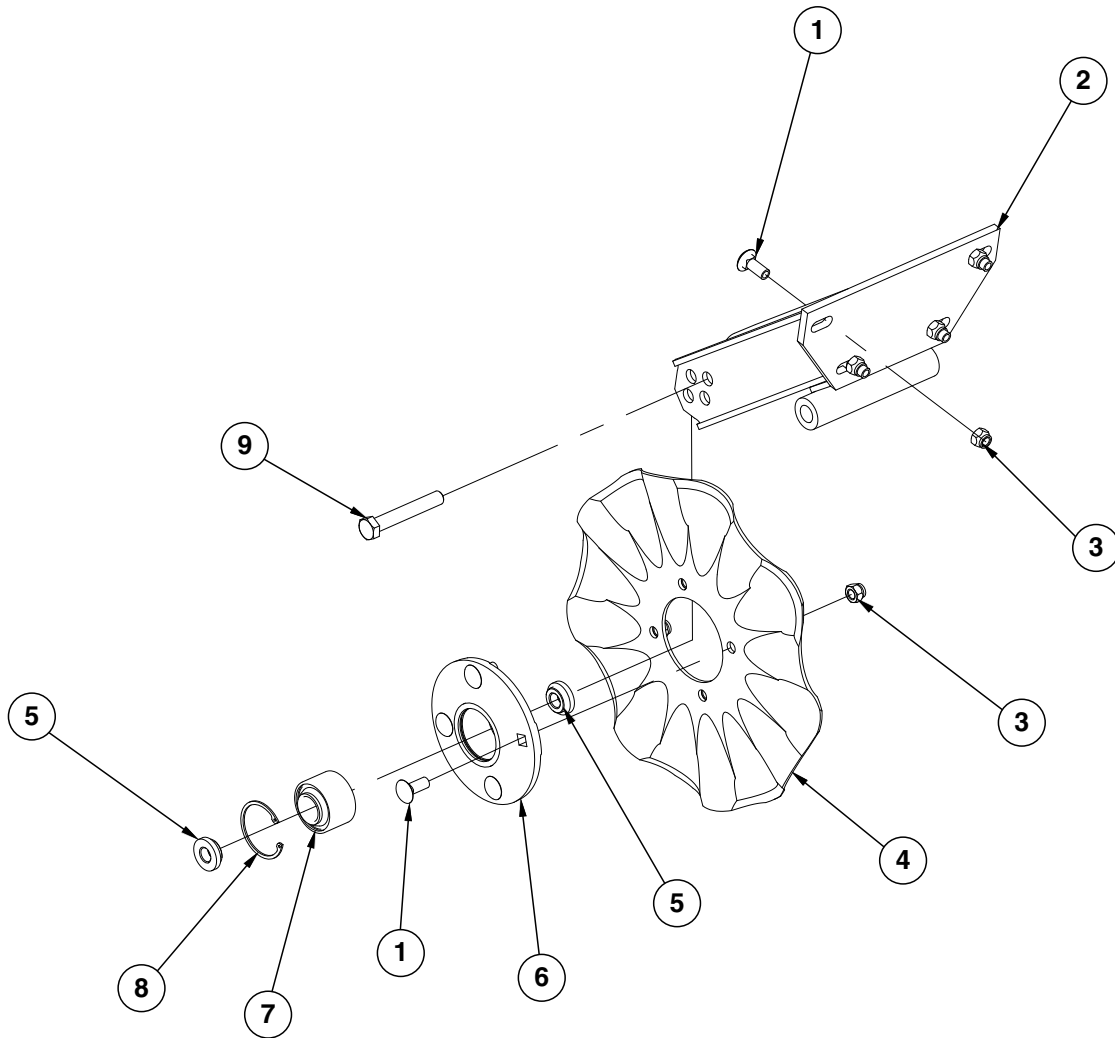
ITEM	PART NO.	QTY. (Per Row)	DESCRIPTION
1	G10567	3	External Retaining Ring, 5/8"
2	GD11239	1	Knob
3	G10602	1	Spring Pin, 1/4" x 1 1/2"
4	---	-	<a href="#">See "Granular Chemical Hopper and Hopper Panel Extension" on page P24</a>
5	GA8364	1	Sprocket and Bearing, Drive Clutch, 24 Tooth
6	GD11413	1	Spring
7	GD11240	1	Shaft
8	GB0278	1	Coupler
9	G10546	2	Spring Pin, 3/16" x 1 1/4"
10	GD11297	1	Shaft
11	G11793	4	Hex Socket Head Cap Screw, No. 10-24 x 7/8"
12	GD7148	1	Feed Roller, Hex Bore
13	GB0115	2	Bearing
14	GD7258	2	Hex Bushing
15	G3303-114 GR0196	1 1	Chain, No. 41, 114 Pitch Including Connector Link Connector Link, No. 41
16	G10660	1	Wave Washer, 1/2"
17	G11385	1	Flat Washer, 1/4" SAE
18	G10570	1	Slotted Hex Self-Tapping Screw, 1/4"-20 x 3/4"
19	G11073	2	Slotted Hex Self-Tapping Screw, No. 10 x 3/8"
20	GD1061	1	Support Strap
21	GD1063	1	Metering Gate
22	GB0116	1	Granular Housing
A	GA8326	-	Granular Chemical Meter Complete (Items 1, 9, 10, 12-14 and 16-22)
B	GA8366	-	Granular Chemical Meter Clutch (Items 1-3 and 5-9)

(IP1202)



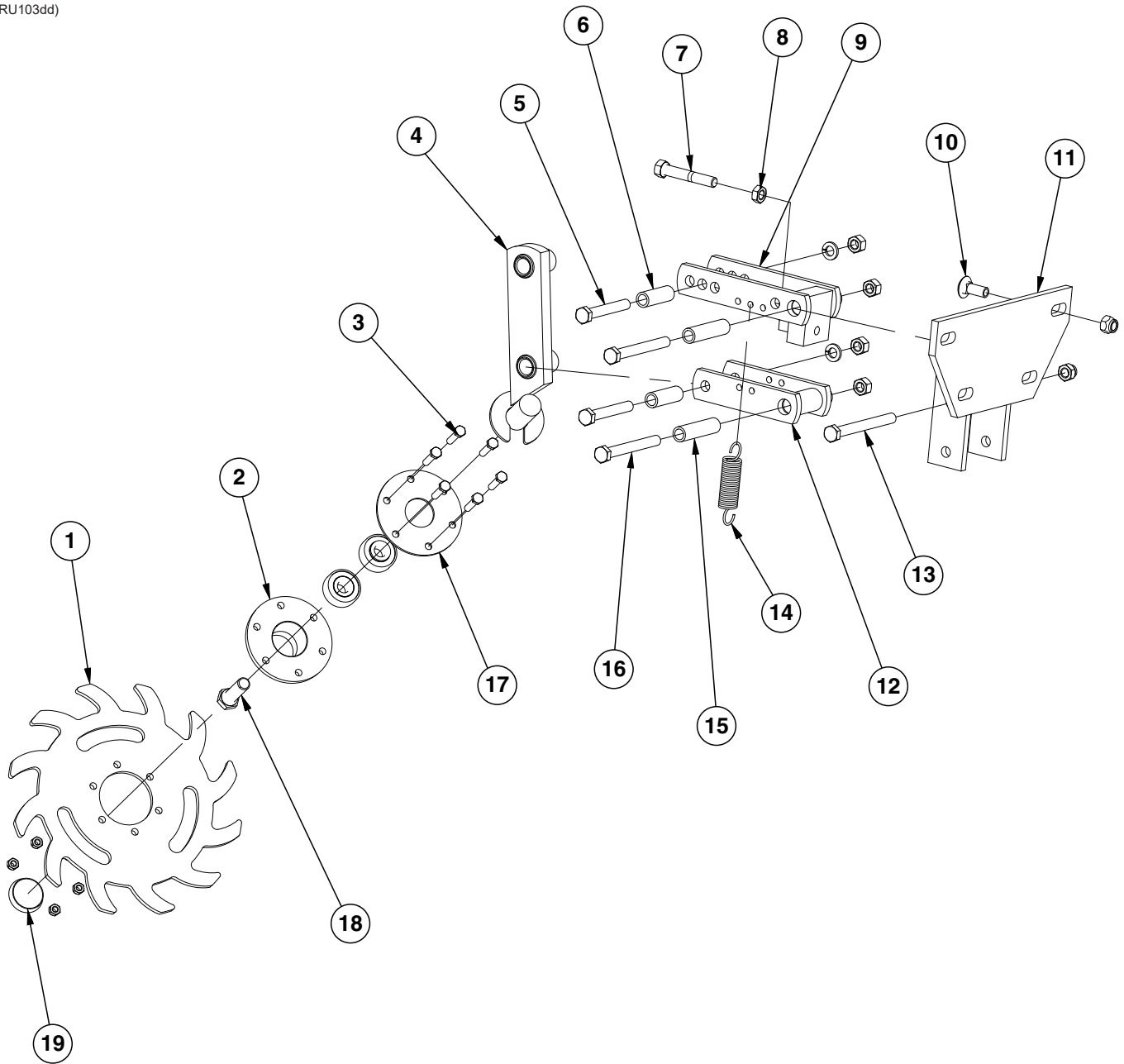
ITEM	PART NO.	QTY. (Per Row)	DESCRIPTION
1	GD11509	1	Rear Bracket
2	G10007	1	Hex Head Cap Screw, 5/8"-11 x 1 1/2"
	G10230	1	Lock Washer, 5/8"
	G10104	1	Hex Nut, 5/8"-11
3	GA15197	1	Closing Wheel Arm
4	GD11313	2	Blade
5	GD11508	1	Front Bracket
6	G10599	6	Carriage Bolt, 3/8"-16 x 1 1/4"
	G10229	6	Lock Washer, 3/8"
	G11387	6	Flat Washer, 3/8" SAE
	G10101	6	Hex Nut, 3/8"-16
A	G7566X	-	Drag Closing Attachment Complete (Items 1-6)

(IP1279)



ITEM	PART NO.	QTY. (Per Row)	DESCRIPTION
1	G10574	8	Carriage Bolt, 1/2"-13 x 1 1/4"
2	GA24239	1	Arm
3	G10111	8	Lock Nut, 1/2"-13
4	GD7803	1	Disc Blade, Fluted, 1", 8 Flutes (Shown)
	GD7804	-	Disc Blade, Bubbled, 1"
	GD9254	-	Disc Blade, Fluted, 3/4", 13 Flutes
5	GD11677	2	Adapter
6	GA8641	1	Hub W/Bearing And Retaining Ring (Includes items 7 and 8)
7	GA8603	1	Bearing, Double Row
8	GD19292	1	Retaining Ring (Square), 2 7/16"
9	G10036	1	Hex Head Cap Screw, 5/8"-11 x 4"
	G10107	1	Lock Nut, 5/8"-11

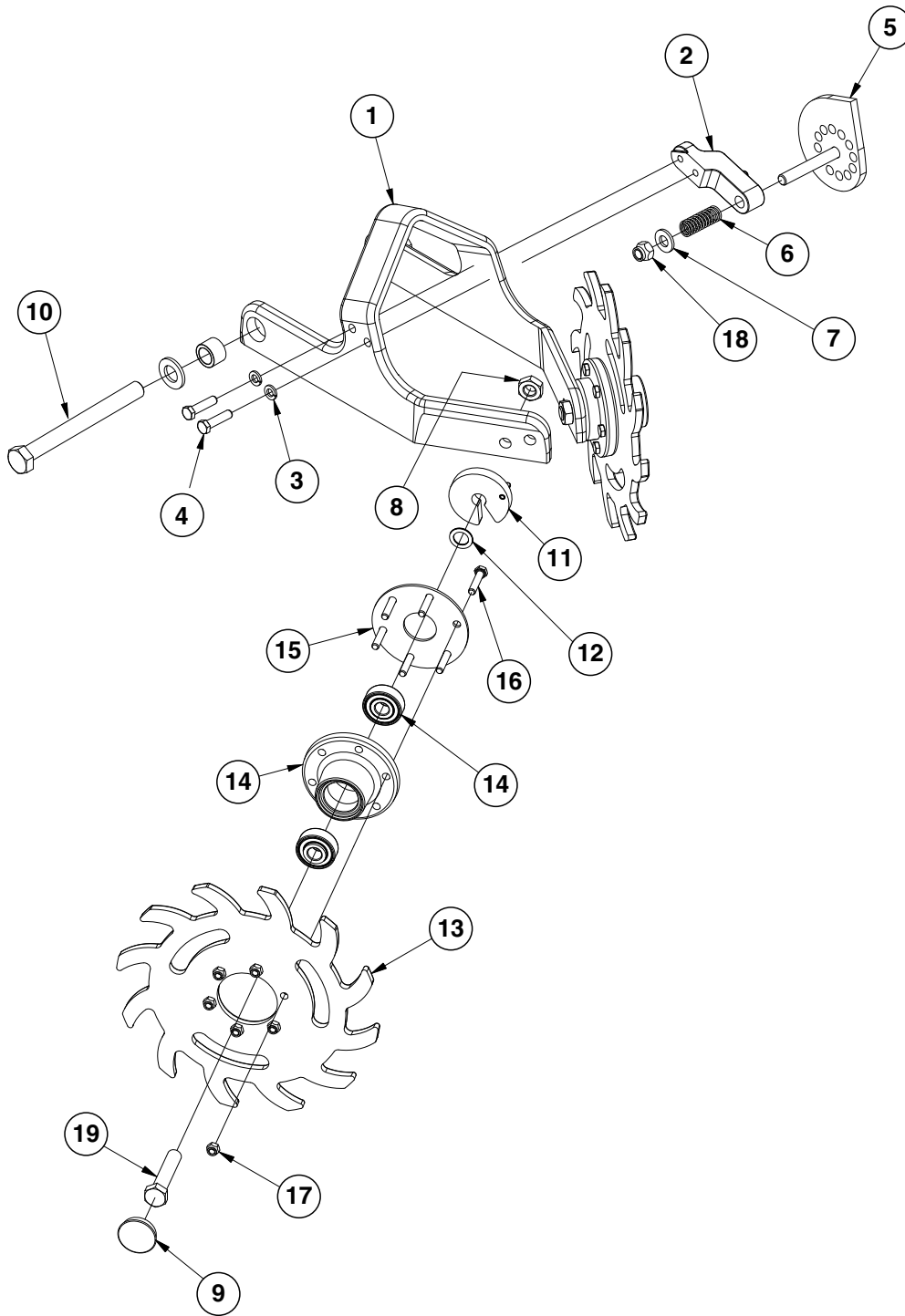
(RU103dd)





ITEM	PART NO.	QTY. (Per Row)	DESCRIPTION
1	GB0387	1	Wheel, 12 Tine, 3/8" x 12"
2	GA5654 GA2014	1 -	Hub W/Bearings Bearing
3	G10133 G10109	6 6	Hex Head Cap Screw, 5/16"-18 x 1 1/2" Lock Nut, 5/16"-18, Grade 8
4	GA6838	1	Wheel Mount
5	G10033 G10228 G10102	2 2 2	Hex Head Cap Screw, 1/2"-13 x 3 1/2" Lock Washer, 1/2" Hex Nut, 1/2"-13
6	GD9720	2	Spacer, 1/2" x 2 3/16" Long
7	G10371	1	Hex Head Cap Screw, 1/2"-13 x 3", Full Thread
8	G10501	1	Hex Jam Nut, 1/2"-13, Grade 2
9	GA6833	1	Upper Link
10	G10574 G10111	4 4	Carriage Bolt, 1/2"-13 x 1 1/4" Lock Nut, 1/2"-13
11	GA6832	1	Mount
12	GA6834	1	Lower Link
13	G10348 G10111	1 1	Hex Head Cap Screw, 1/2"-13 x 5" (Lockup Bolt) Lock Nut, 1/2"-13
14	GD5857	2	Spring
15	GD9715	2	Spacer, 1/2" x 3" Long
16	G10045 G10228 G10102	2 2 2	Hex Head Cap Screw, 1/2"-13 x 4 1/2" Lock Washer, 1/2" Hex Nut, 1/2"-13
17	GD9724	1	Backing Plate
18	G10006	1	Hex Head Cap Screw, 5/8"-11 x 2 1/4"
19	GD1132	1	Dust Cap
A	GA12236	-	Wheel Assembly, 12 Tine, R.H. (Items 1-3 and 18)

(IP1468)



ITEM	PART NO.	QTY. (Per Row)	DESCRIPTION
1	GB0464	1	Residue Wheel Mount
2	GD26973	1	Cam Locking Pin
3	G10229	2	Lock Washer, 3/8"
4	G10004	2	Hex Head Cap Screw, 3/8"-16 x 1 1/4"
5	GA27038	1	Row Cleaner Cam
6	GD10519	1	Spring
7	G11389	1	Flat Washer, 1/2" Plated SAE
8	G10503	2	Hex Jam Nut, 5/8"-11, Grade 2
9	GD1132	2	Dust Cap
10	G11236	1	Hex Head Cap Screw, 3/4"-10 x 10 1/2"
	G11392	2	Flat Washer, 3/4" SAE
	GB0383	2	Bushing, 1 1/8" O.D. x 25/32" I.D. x 3/4" Long
	G11228	1	Lock Nut, 3/4"-10
11	GA8760	2	Weed Guard W/Spring Pin
	G10765	-	Spring Pin, 1/4" x 1" (Included W/GA8760)
12	GD30725	4	Machine Bushing, 5/8" (.030" Thick)
13	GB0387	2	Wheel, 12 Tine, 3/8" x 12"
14	GA5654	2	Hub W/Bearings
	GA2014	-	Bearing (Included W/GA5654)
15	GD9724	2	Backing Plate
16	G10133	12	Hex Head Cap Screw, 5/16"-18 x 1 1/2"
17	G10109	12	Lock Nut, 5/16"-18, Grade 8
18	G10974	1	Lock Nut W/Nylon Insert, 1/2"-13
19	G10010	2	Hex Head Cap Screw, 5/8"-11 x 3"
A	GA12235	-	L.H. Residue Wheel (Items 13-17)
B	GA12236	-	R.H. Residue Wheel (Items 13-17)

**This page left blank intentionally.**

**NOTE:** Push row units use the same seed tube, row unit depth adjustment components, quick adjustable down force springs, 15" opener disc blades, gauge wheels, closing wheels, meter drive and seed hopper as the pull row unit. See those pages for common parts.

[See "Shank Assembly, Seed Tube, and Depth Adjustment" on page P2](#)

[See "Parallel Arms, Mounting Support Plate, and Quick Adjustable Down Force Springs Option" on page P4](#)

[See "15" Seed Opener Disc Blade/Bearing Assembly and Scrapers" on page P6](#)

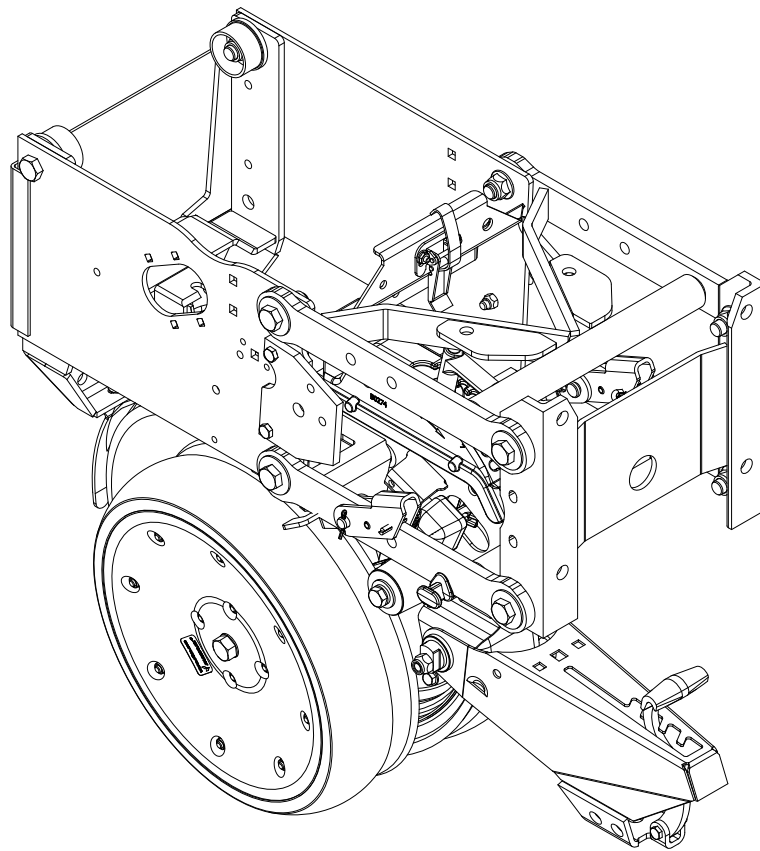
[See "Gauge Wheels" on page P8](#)

[See "'V" Closing Wheels" on page P10](#)

[See "Hopper Support and Meter Drive" on page P12](#)

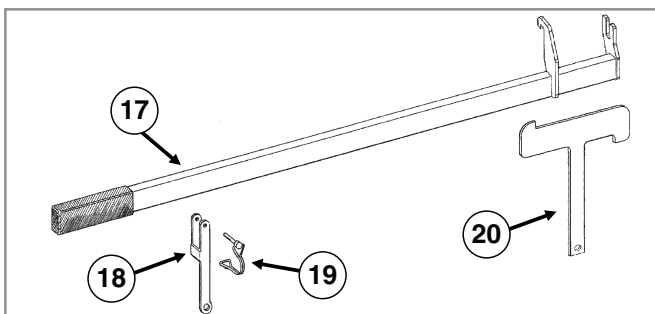
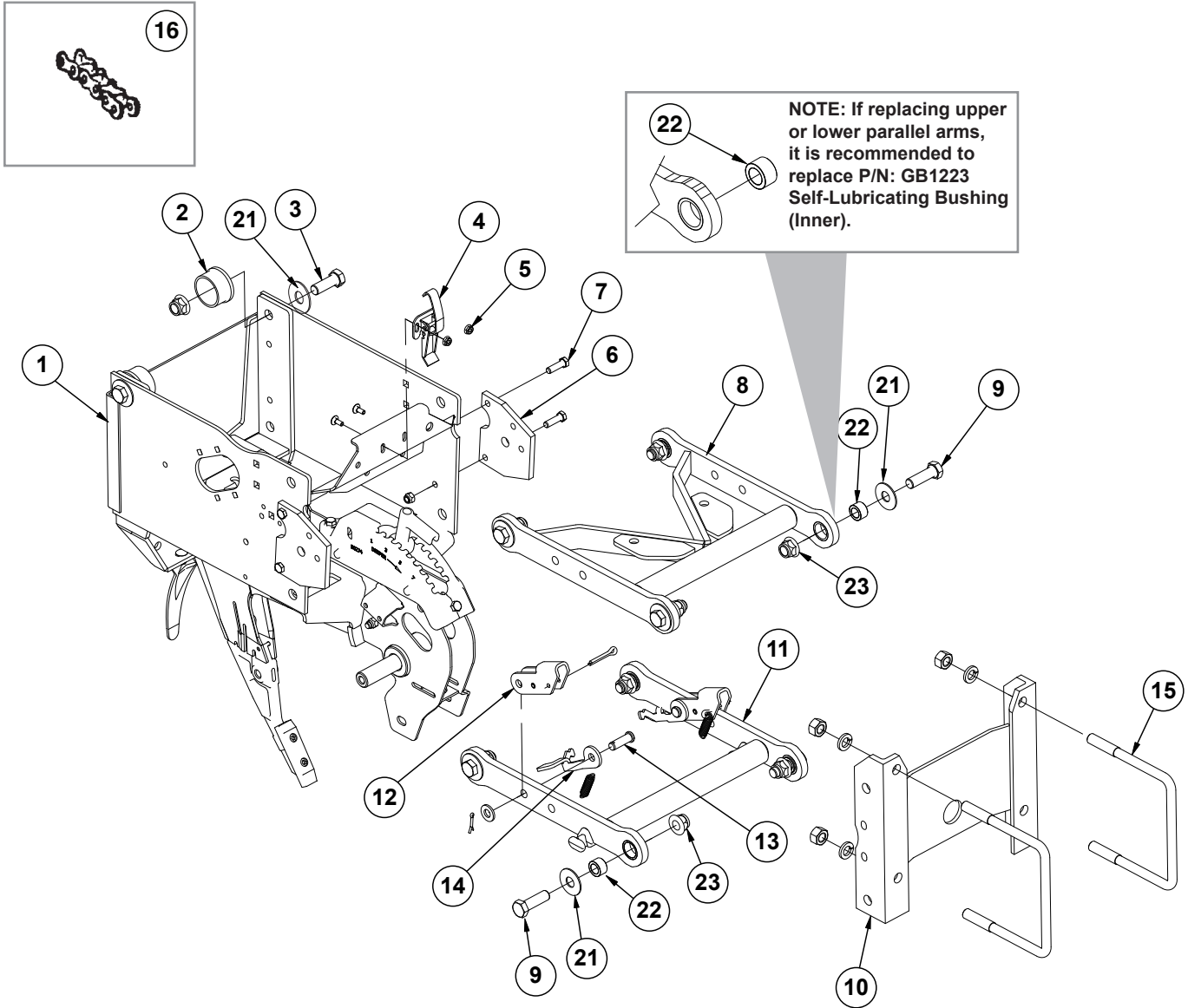
[See "Seed Hopper and Lid" on page P15](#)

**NOTE:** Row unit assembly does not include the following: seed meter assembly, seed tube assembly, row unit hopper assembly, closing wheels, or seed meter clutch.



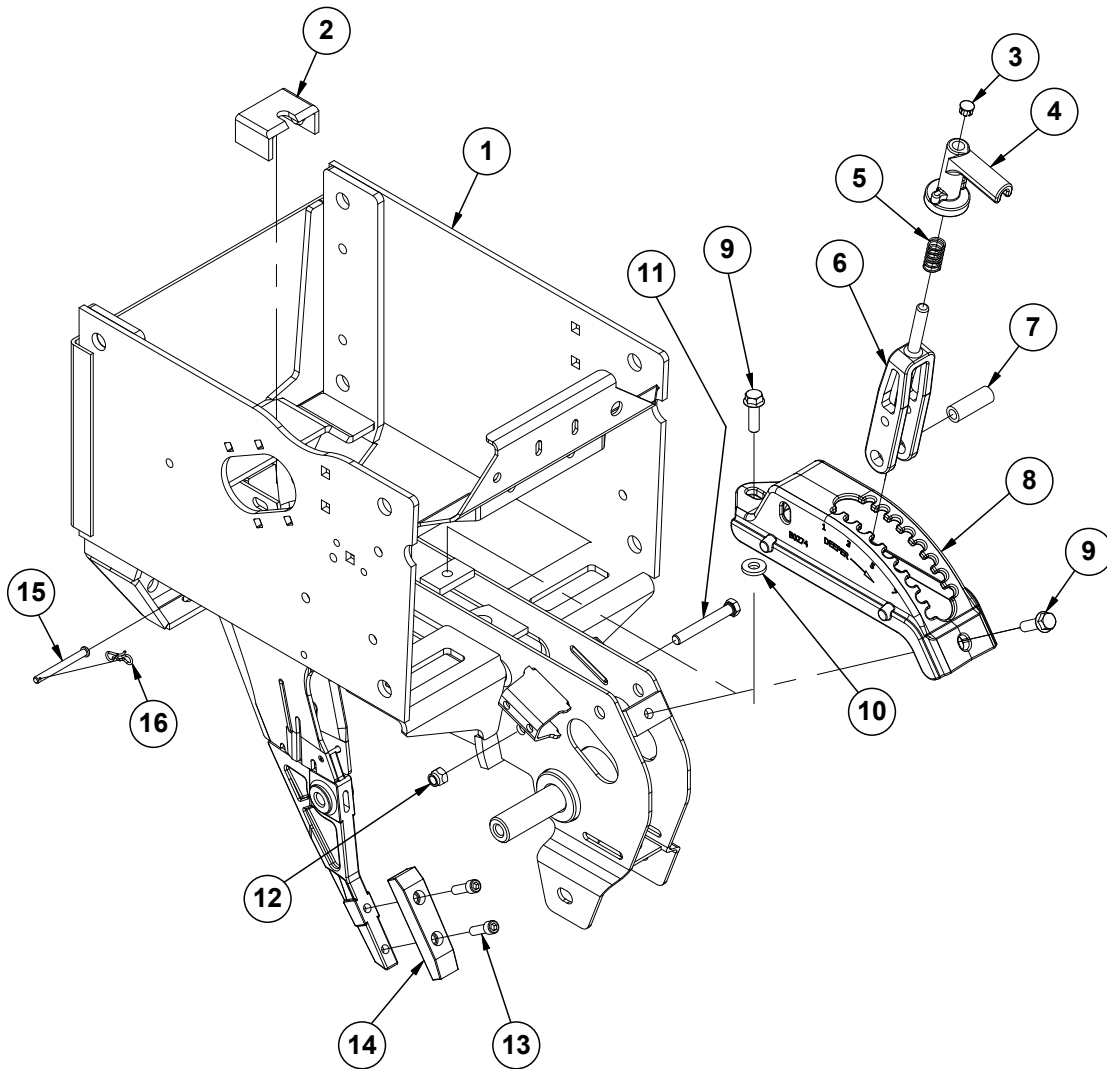
ITEM	PART NO.	QTY. (Per Row)	DESCRIPTION
1	G10504X	1	Push Row Unit Assembly (Standard Gauge Wheels)
2	G10985X	1	Push Row Unit Assembly (Spoked Gauge Wheels)

**NOTE:** Push row units use the same seed tube, row unit depth adjustment components, quick adjustable down force springs, 15" opener disc blades, gauge wheels, closing wheels, meter drive and seed hopper as the pull row unit. See those pages for common parts.



ITEM	PART NO.	QTY. (Per Row)	DESCRIPTION
1	---	1	<a href="#">See "Shank and Depth Adjustment (Split Row)" on page P36</a>
2	GB0314	2	Hopper Mount
3	G10751	2	Hex Head Cap Screw, 5/8"-18 x 1 3/4"
	G11514	2	Lock Nut, 5/8"-18
4	GA2007	1	Hopper Hold Down Latch
5	G10621	2	Serrated Flange Nut, 1/4"-20
	G10309	2	Carriage Bolt, 1/4"-20 x 5/8", Grade 5
6	GD24545	2	Row Unit Stop
7	G10004	4	Hex Head Cap Screw, 3/8"-16 x 1 1/4"
	G10108	4	Lock Nut, 3/8"-16
8	G10011301	1	Upper Parallel Arm Assembly
	GB1224	-	Self-Lubricating Bushing (Included W/G10011301)
9	G10732	4	Hex Head Cap Screw, 5/8"-18 x 2"
10	GA11971	1	Mounting Plate
11	G10011401	1	Lower Parallel Arm Assembly
	GB1224	-	Self-Lubricating Bushing (Included W/G10011301)
12	GD11264	1	Lockup
	G10718	2	Spring Pin, 5/16" x 1 1/2"
	G10463	2	Cotter Pin, 1/4" x 1 1/2"
	GD25569	2	Spring
13	G10284	2	Clevis Pin, 1/2" x 1 1/2"
	G11389	2	Flat Washer, 1/2" Plated SAE
	G10451	2	Cotter Pin, 1/8" x 1"
14	GD25568	1	Spring Mount Tab, L.H.
	GD29459	1	Spring Mount Tab, R.H.
15	GD1113	2	U-Bolt, 5" x 7" x 5/8"-11 (Push Units/Front Rows)
	G10230	4	Lock Washer, 5/8"
	G10104	4	Hex Nut, 5/8"-11
16	G3303-96	1	Chain, No. 41, 96 Pitch Including Connector Link
	GR0196	1	Connector Link, No. 41
17	GA24889	-	Lift Lever W/Boot
	GD11649	-	Boot (Included W/GA24889)
18	GD35471	1	Bracket (Lift Lever)
19	GD9695	1	Wire Lock Pin, 1/4" x 1 3/4"
20	GD35472	1	Mount
21	G11976	10	Flat Washer, 5/8" x 1 3/4"
22	GB1223	8	Self-Lubricating Bushing
23	G11514	8	Lock Nut, 5/8"-18
A	G1K534	-	Push Unit Lock-Up Kit, Items 6, and 12-14 (Includes GD24545 - Push Unit Stop)
B	G1K535	-	Push Unit Spring Lock-Up Kit, Items 12-14
C	G1K759	-	Push Row Unit Parallel Kit, Includes: (1) G10011301, (1) G10011401, (8) GB1223, (8) G11976, (2) G10732, (8) G11514, (6) G10751, (2) IS1066

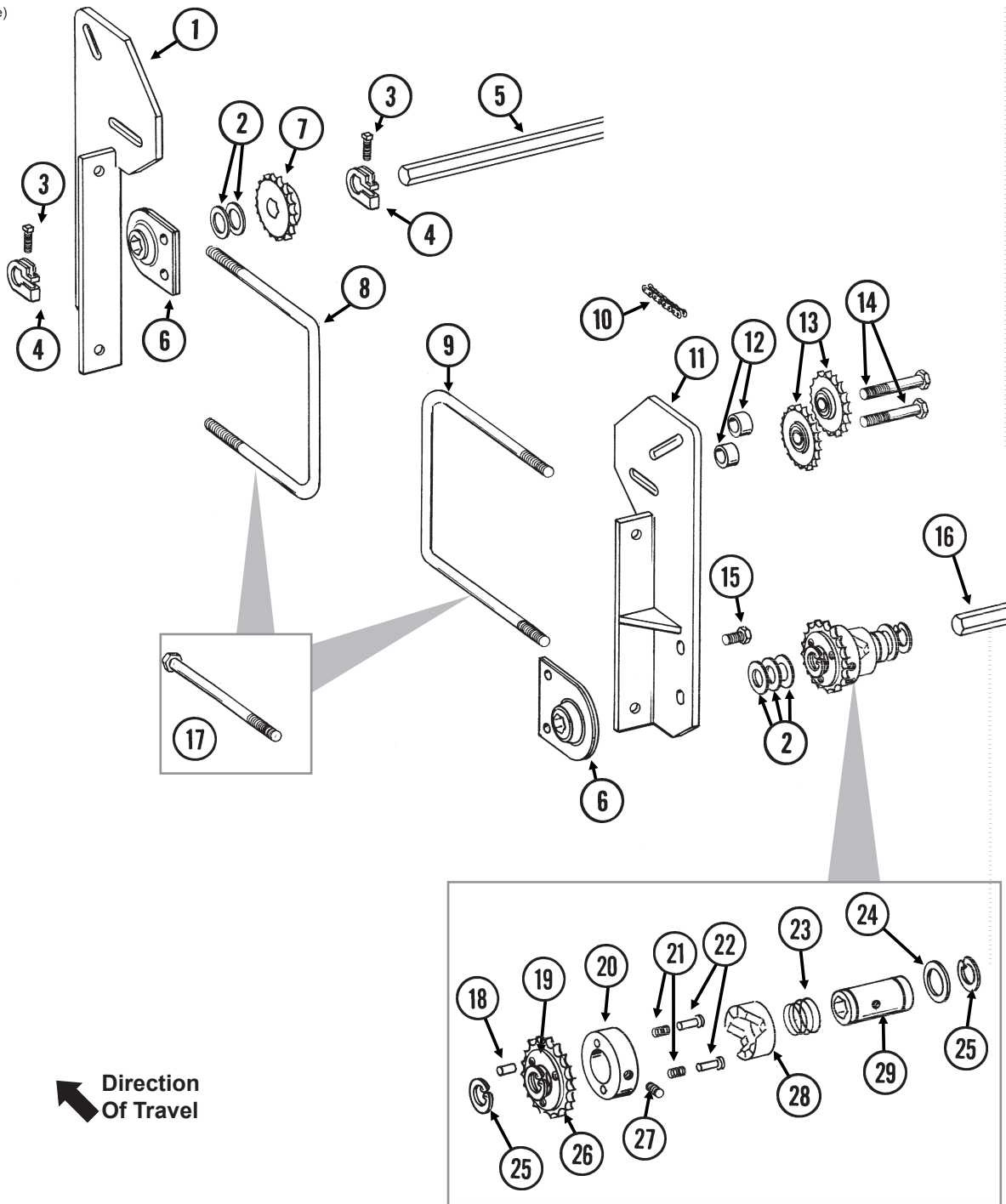
(IP1585)





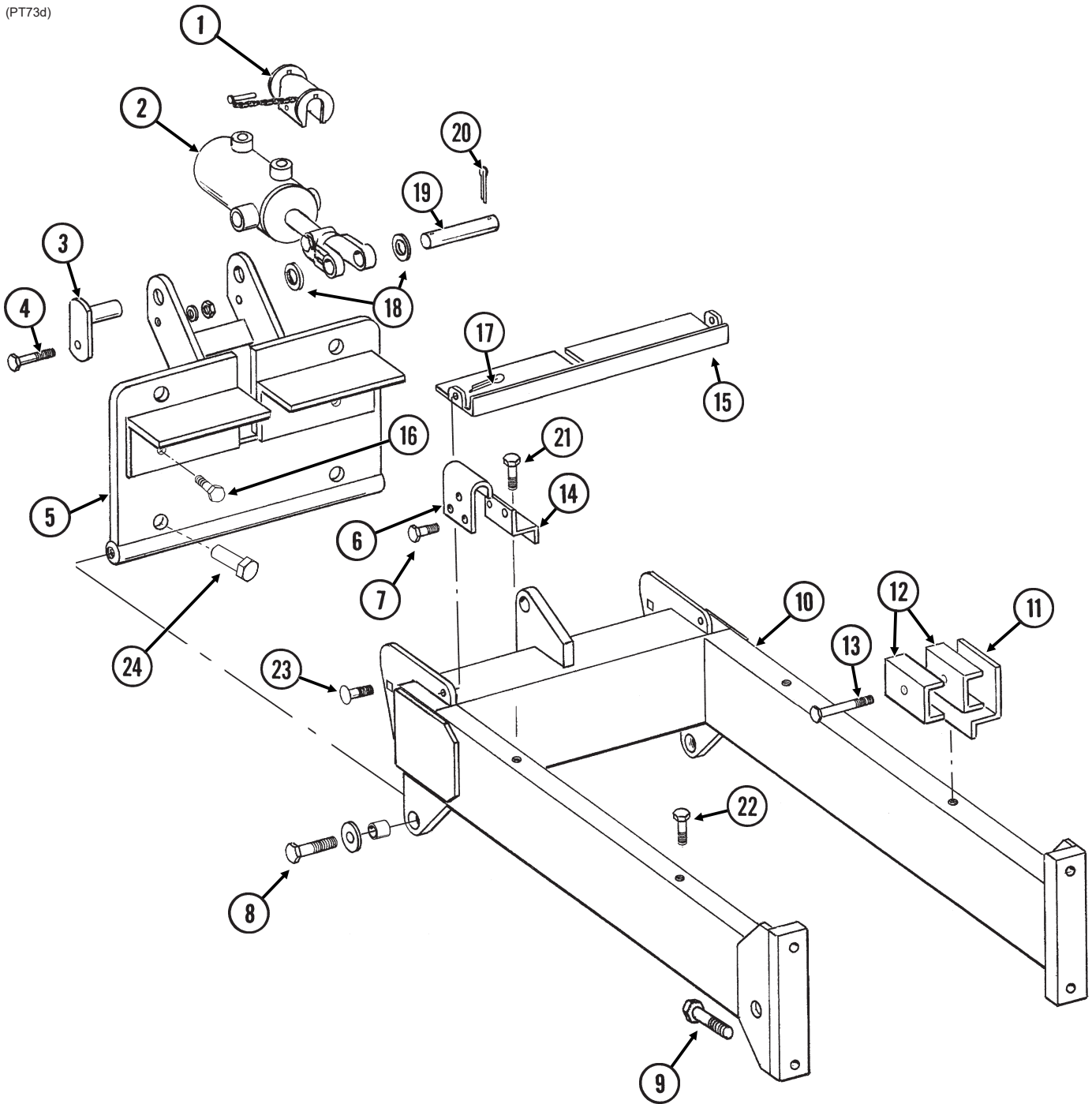
ITEM	PART NO.	QTY. (Per Row)	DESCRIPTION
1	GA26297	1	Push Row Unit Shank
2	GD16245	1	Sun Shade (Rubber)
3	GD3612	1	Cap Plug
4	GB0266	1	Handle, Depth Adjustment
5	GD10993	1	Spring
6	GB0267	1	Lever, Depth Adjustment
7	GD11259	1	Sleeve, $\frac{3}{8}$ " I.D. x $\frac{5}{8}$ " O.D. x $1\frac{25}{32}$ " Long
8	GB0274	1	Cover, Depth Adjustment
9	G11015	2	Hex Washer Head Cap Screw, $\frac{3}{8}$ "-16 x $1\frac{1}{4}$ "
10	G10207	1	Washer, $\frac{7}{8}$ " O.D. x $1\frac{3}{32}$ " I.D. x .134"
11	G11592	1	Hex Head Cap Screw, $\frac{3}{8}$ "-24 x $2\frac{3}{4}$ ", Grade 8
12	G11591	1	Nylon Lock Nut, $\frac{3}{8}$ "-24, Grade C
13	G10500901	2	Hex Socket Head Cap Screw, $\frac{5}{16}$ "-18 x 1"
14	G10038601	1	Scraper
15	G10551	1	Clevis Pin, $\frac{1}{4}$ " x $2\frac{1}{2}$ "
16	G10122301	1	Bow Tie Cotter Pin

PTD093(PT75e)



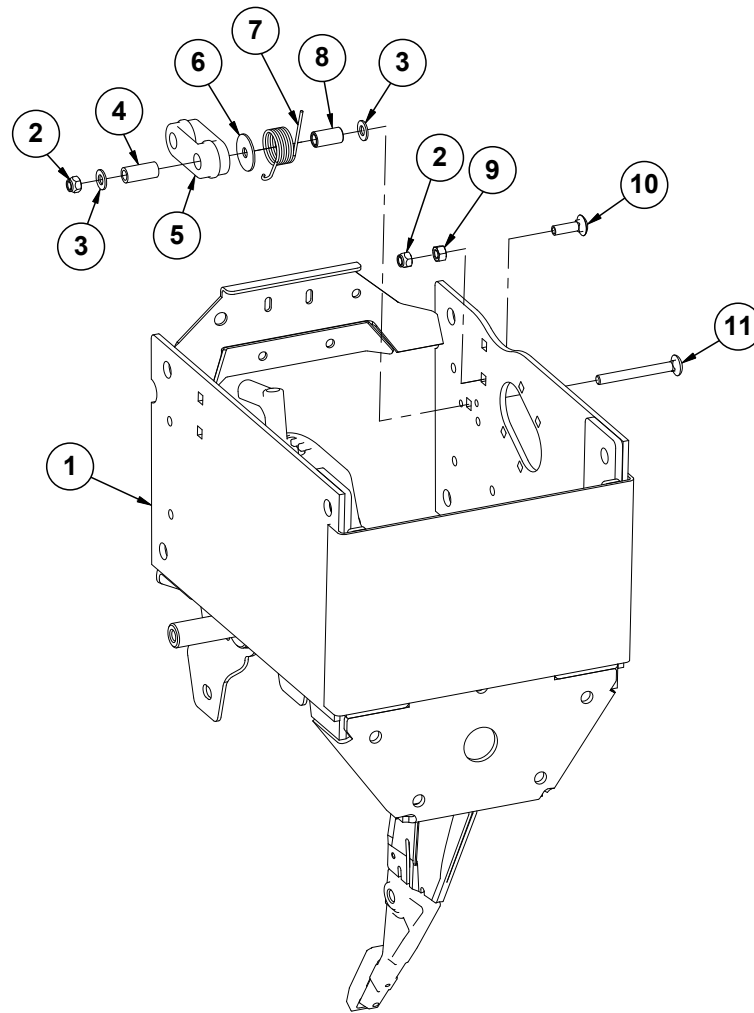
ITEM	PART NO.	QTY.	DESCRIPTION
1	GA8717	1	Front Mount
2	G10233	5	Machine Bushing, 1", 10 Gauge
3	G10130	2	Square Head Machine Bolt, 5/16"-18 x 1 3/4"
	G10923	2	Flange Nut, 5/16"-18, No Serration
4	GD11045	2	Lock Clamp
5	GD0914-84	1	Hex Shaft, 7/8" x 84" (No Holes), 4 Row 30"
	GD0914-144	-	Hex Shaft, 7/8" x 144" (No Holes), 6 Row 30"
	GD0914-205	-	Hex Shaft, 7/8" x 205" (No Holes), 8 Row 30"
6	GA2180	2	Hanger Bearing, 7/8" Hex Bore
7	GA5107	1	Sprocket, 19 Tooth
8	GD11721	1	U-Bolt, 5" x 7" x 1/2"-13 (Double Frame Planters)
	G10228	2	Lock Washer, 1/2"
	G10102	2	Hex Nut, 1/2"-13
9	GD7145	1	U-Bolt, 7" x 7" x 1/2"-13 (Double Frame Planters)
	G10228	2	Lock Washer, 1/2"
	G10102	2	Hex Nut, 1/2"-13
10	G3310-138	1	Chain, No. 40, 138 Pitch Including Connector Link (Single Frame Planters)
	G3310-252	-	Chain, No. 40, 252 Pitch Including Connector Link (Double Frame Planters)
	GR0912	-	Connector Link, No. 40
11	GA8716	1	Rear Mount
12	GD9229	4	Spacer, 1/4" O.D. x 1/2" Long
13	GA7154	4	Sprocket W/Bearing, 18 Tooth
14	G10581	4	Hex Head Cap Screw, 1/2"-13 x 2 1/4"
	G10168	4	Machine Bushing, 1/2", 7 Gauge
	G10228	4	Lock Washer, 1/2"
	G10102	4	Hex Nut, 1/2"-13
15	G10001	-	Hex Head Cap Screw, 3/8"-16 x 1"
	G10229	-	Lock Washer, 3/8"
	G10101	-	Hex Nut, 3/8"-16
16	---	-	
17	G10909	2	Hex Head Cap Screw, 1/2"-13 x 9" (Single Frame Planters)
	G10228	2	Lock Washer, 1/2"
	G10102	2	Hex Nut, 1/2"-13
18	G10968	1	Spring Pin, 5/32" x 7/16"
19	GR1406	1	Bushing
20	GR1405	1	Lock Collar
21	GR1413	2	Spring
22	GR1410	2	Pin
23	GR1408	1	Compression Spring
24	GR1411	1	Shim
25	G10496	2	External Inverted Snap Ring, 1 1/2"
26	GR1412	1	Sprocket, 19 Tooth
27	G10535	1	Hex Socket Set Screw, 3/8"-16 x 3/4"
28	GR1409	1	Knurled Collar
29	GR1407	1	Drive Shaft
A	GA8092	-	Clutch Sprocket Assembly, 19 Tooth (Items 18-29)
B	G1K269	-	Lock Clamp Kit (Items 3 and 4)
C	G1K331	-	Clutch Sprocket Kit (Items 18, 19 and 26)

(PT73d)



ITEM	PART NO.	QTY.	DESCRIPTION
1	GA9872	1	Lockup W/Pin
2	---	-	<a href="#">See "Split Row Lift Cylinder" on page P125</a>
3	GA6761	2	Pin
4	G10581	2	Hex Head Cap Screw, ½"-13 x 2¼"
	G11389	2	Flat Washer, ½" SAE
	G10111	2	Lock Nut, ½"-13
5	GA8487	1	Hinge
6	GD7944	1	Mount
7	G10001	2	Hex Head Cap Screw, ⅜"-16 x 1"
	G10229	2	Lock Washer, ⅜"
	G10101	2	Hex Nut, ⅜"-16
8	G10645	2	Hex Head Cap Screw, 1"-8 x 3", Grade 8
	G11394	2	Flat Washer, 1" SAE
	GD11535	2	Bushing, 1½" O.D.
9	---	-	<a href="#">See "Hitch and Frame Assembly/Safety Chain" on page P59</a>
10	GA8488	1	Hitch Extension W/Grease Fittings, 4 Row 30", 6 Row 30" and 8 Row 30"
	G10640	-	Grease Fitting, ¼"-28 (Included W/GA8488)
11	GD11657	2	Mount
12	GD6027	4	Hose Clamp, ¾" x 2 ½" x 2 ½"
13	G10325	2	Hex Head Cap Screw, ⅜"-16 x 2¾"
	G10108	2	Lock Nut, ⅜"-16
14	GD11662	1	Mounting Bracket
15	GA8676	1	Shield
16	G10428	2	Hex Head Cap Screw, ⅝"-11 x ¾"
17	G10451	2	Cotter Pin, ⅛" x 1"
18	G11396	2	Flat Washer, 1¼" SAE
19	GD11559	1	Pin, 1¼" x 4⅞"
20	G10460	2	Cotter Pin, ¼" x 2"
21	G10001	3	Hex Head Cap Screw, ⅜"-16 x 1"
	G10229	3	Lock Washer, ⅜"
	G11387	3	Flat Washer, ⅜" SAE
22	G10001	1	Hex Head Cap Screw, ⅜"-16 x 1"
23	G10574	2	Carriage Bolt, ½"-13 x 1¼"
	G11389	2	Flat Washer, ½" SAE
	G10111	2	Lock Nut, ½"-13
24	G10822	4	Hex Head Cap Screw, 1"-8 x 4", Grade 8
	G10396	4	Lock Nut, 1"-8, Grade 8

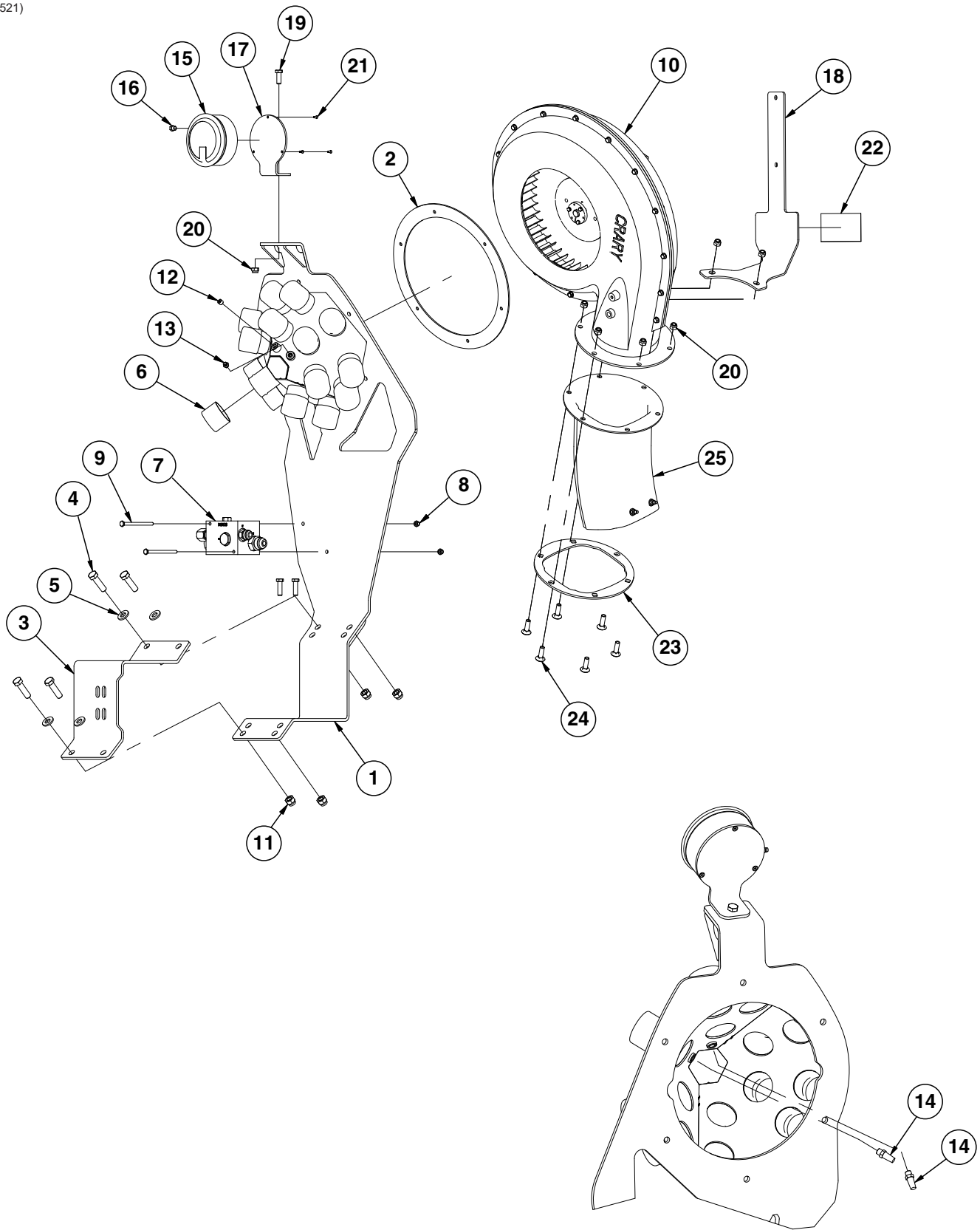
(IP1586)



ITEM	PART NO.	QTY. (Per Row)	DESCRIPTION
1	---	1	<a href="#">See "Shank and Depth Adjustment (Split Row)" on page P36</a>
2	G10108	2	Lock Nut, 3/8"-16
3	G11387	2	Flat Washer, 3/8" SAE
4	GD8893-01	1	Sleeve, 1 3/8" Long
5	GB0968	1	Idler
6	G10201	1	Special Washer, 3/8" x 1 1/2" O.D.
7	GD11218	1	Spring
8	GD1026	1	Sleeve, 1 3/8" Long
9	G10101	1	Hex Nut, 3/8"-16
10	G10599	1	Carriage Bolt, 3/8"-16 x 1 1/4"
11	G10307	1	Carriage Bolt, 3/8"-16 x 3 1/2"

**This page left blank intentionally.**

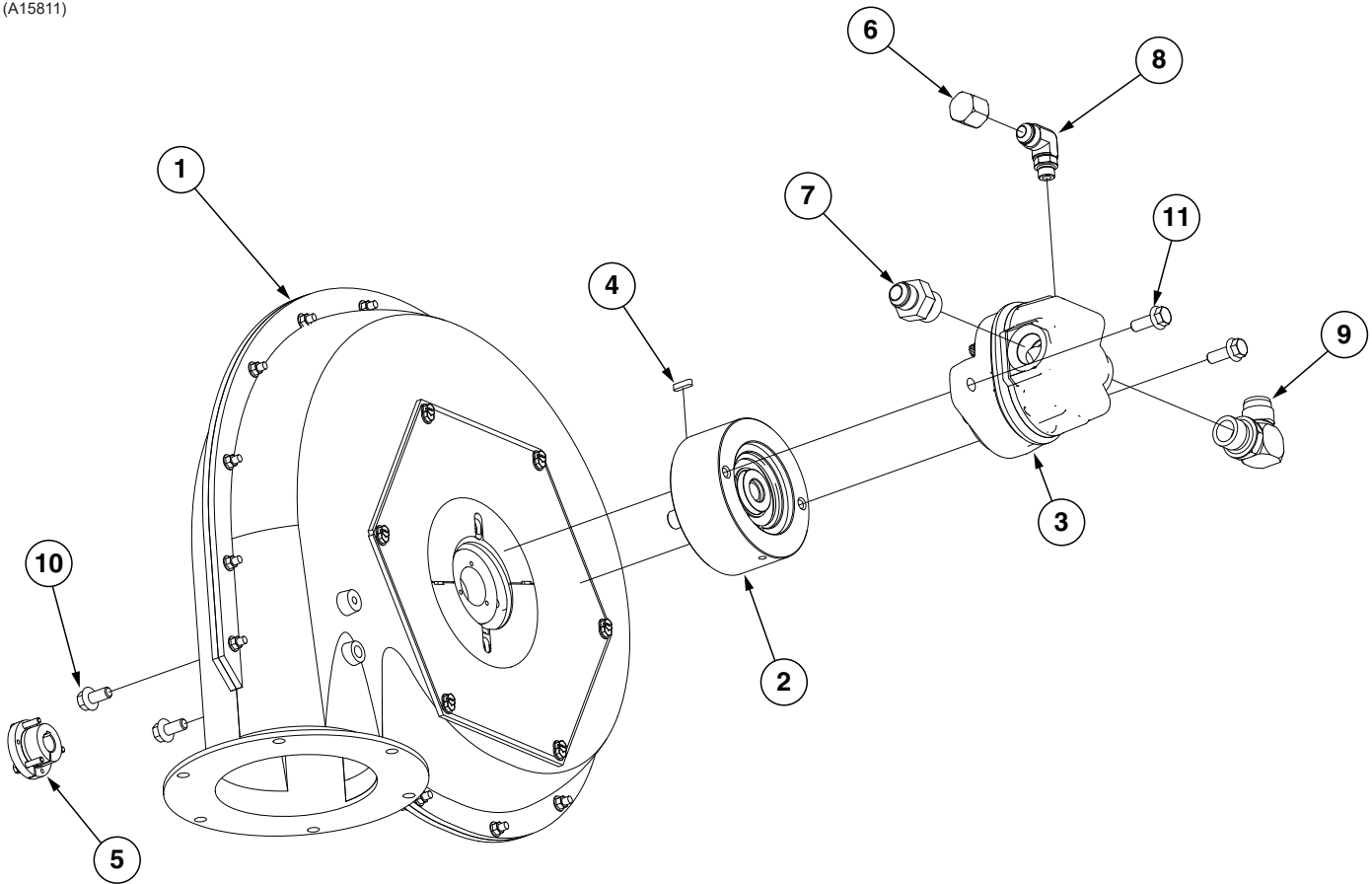
(IP1521)





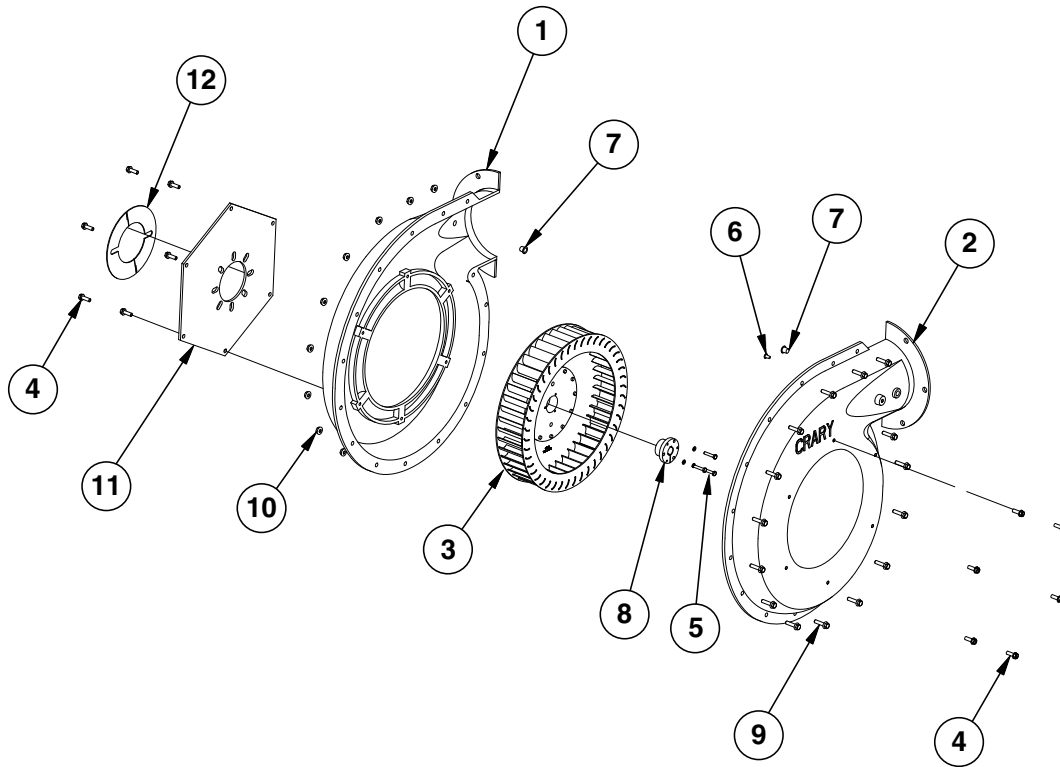
ITEM	PART NO.	QTY.	DESCRIPTION
1	GA15818	1	Vacuum Manifold
2	GD26697	1	Fan Gasket
3	GD27408	1	Clamp Mount
4	G10039	4	Hex Head Cap Screw, ½"-13 x 1¾"
5	G11389	4	Flat Washer, ½" Plated SAE
6	G11147	15	Cap, 2"
7	---	-	<a href="#">See "Vacuum Fan Override Valve Block" on page P133</a>
8	G10110	2	Lock Nut, ¼"-20, Grade B
9	G11135	2	Hex Head Cap Screw, ¼"-20 X 3¾"
10	---	-	<a href="#">See "Vacuum Fan With Hydraulic Motor" on page P46</a>
11	G10974	4	Lock Nut W/Nylon Insert, ½"-13
12	GR1777	1	Hose Barb, ⅜" x ⅛" NPT
13	GD19079	1	Plug, ⅛" NPT
14	GA19018	2	Air Filter, ⅛" NPT
15	GA10765	1	Analog Vacuum Gauge W/Hose Barb
	GR1777	-	Hose Barb, ⅜" x ⅛" NPT
16	GA10799	1	Breather, ⅛" Male NPT
17	GD15804	1	Mount
18	GD27401	1	SMV Mount
19	G10001	1	Hex Head Cap Screw, ⅜"-16 x 1"
20	G10108	7	Lock Nut, ⅜"-16
21	G11215	3	Hex Socket Head Cap Screw, No. 6-32 x ⅜", Grade 8
22	G7100-392	1	Decal, Caution
23	GD27181	1	Fan Diffuser Gasket
24	G10599	6	Carriage Bolt, ⅜"-16 x 1¼"
25	GD27402	1	Exhaust Fan Diffuser
	GA15812	1	Screen
	G11329	2	Hex Head Cap Screw, ¼"-20 x 6½"
	G11385	4	Flat Washer, ¼" SAE
	G11320	2	Lock Nut, ¼"-20, Grade B

(A15811)



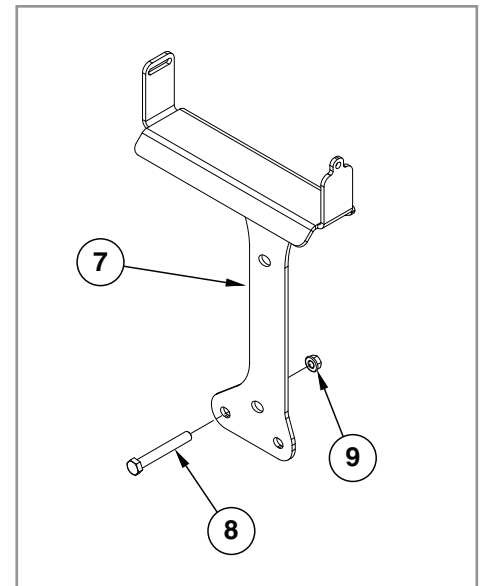
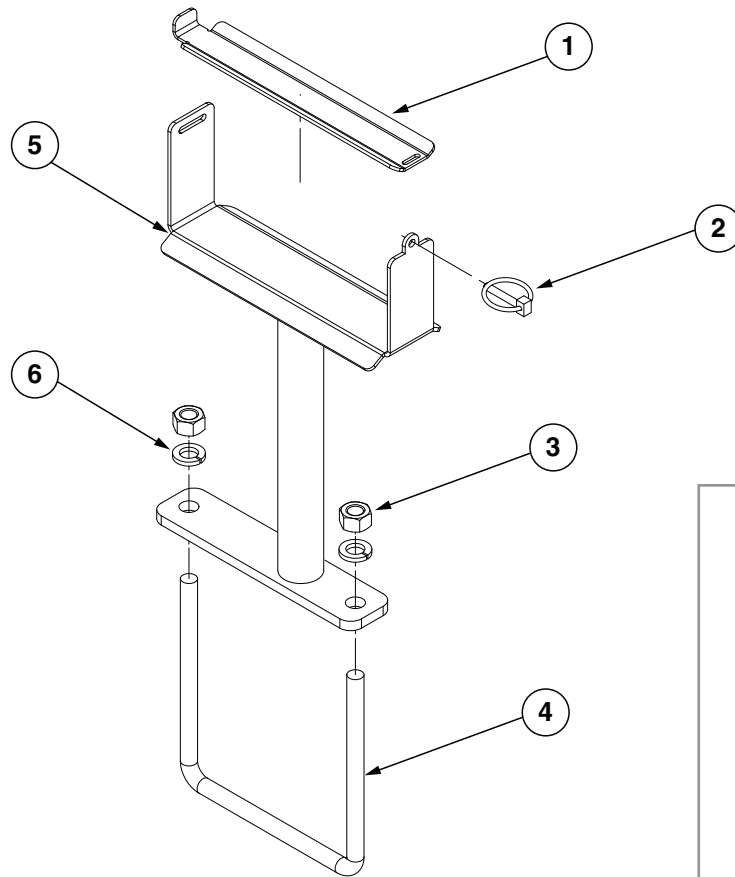
ITEM	PART NO.	QTY.	DESCRIPTION
1	GA14573	1	<a href="#">See "Vacuum Fan Assembly" on page P47</a>
2	GA15452	1	Overhung Load Adapter
3	GA14574	1	Hydraulic Motor
4	GD21300	1	Key
5	GR1961	1	Bushing, 5/8"
6	G304-C-8	1	Cap Nut, 3/4"-16
7	G6400-10-12 GR1467	1 -	Connector W/O-Ring, 7/8"-14 Male JIC To 1 1/16"-12 O-Ring O-Ring
8	G6801-08-06 GR1045	1 -	Elbow W/O-Ring, 90°, 3/4"-16 Male JIC To 9/16"-18 O-Ring O-Ring
9	G6801-12 GR1467	1 -	Elbow W/O-Ring, 90°, 1 1/16"-12 Male JIC To O-Ring O-Ring
10	G11123	2	Hex Serrated Flange Cap Screw, 3/8"-16 x 3/4"
11	G11124	2	Hex Serrated Flange Cap Screw, 3/8"-16 x 1"
A	GR1960	-	Fan Motor Seal Kit

(A14573)

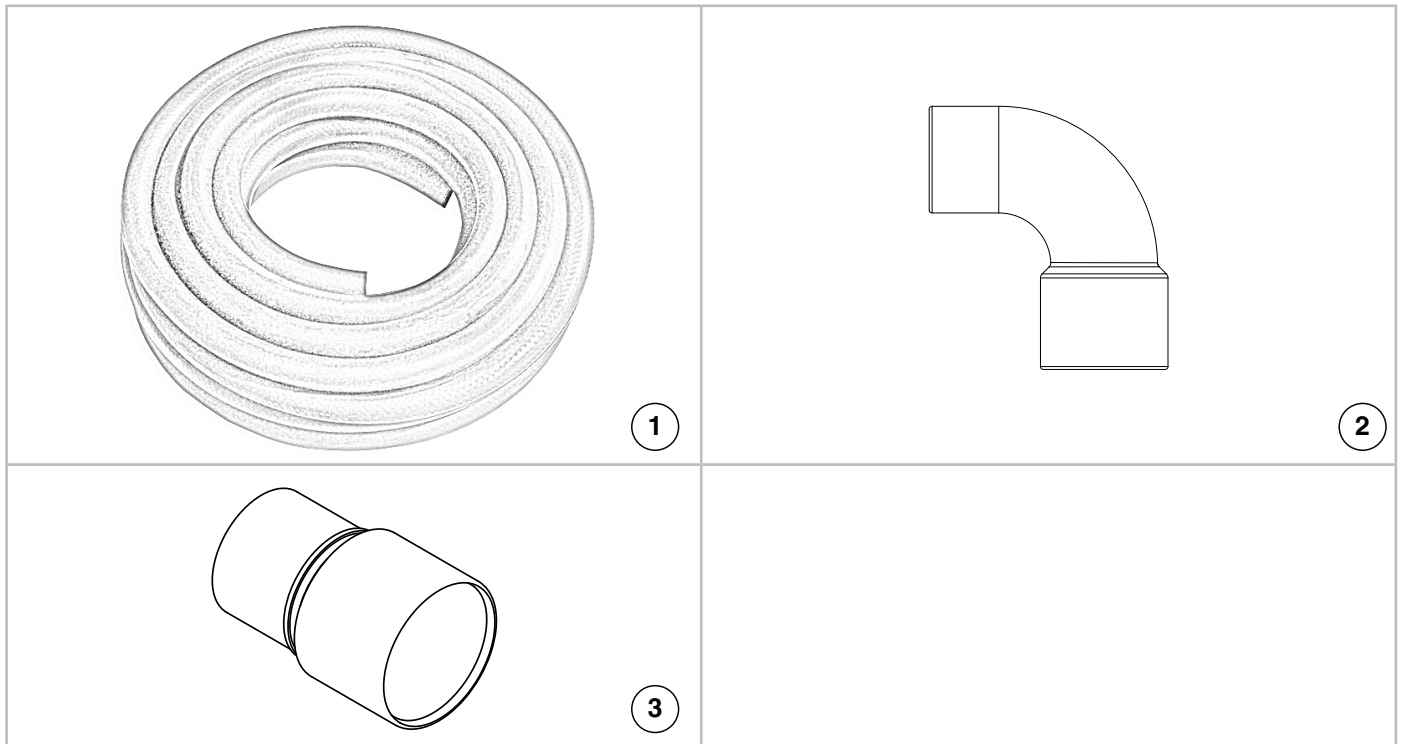


ITEM	PART NO.	QTY.	DESCRIPTION
1	GR1971	1	Flanged Inner Case
2	GR1970	1	Flanged Outer Case
3	GR2109	1	Impeller
4	G10988	12	Hex Non-Serrated Flange Cap Screw, 1/4"-20 x 3/4"
5	G11518	3	Hex Head Machine Screw, #10-24 x 1"
	G10243	3	Washer, No. 10 SAE
6	GR1978	1	Plastic Plug, 1/4"
7	GR1979	2	Plastic Plug, 7/16"
8	GR1961	1	Bushing, 5/8"
9	G11409	15	Hex Serrated Flanged Cap Screw, 1/4"-20 x 1"
10	G10621	15	Serrated Flange Nut, 1/4"-20
11	GR1969	2	Backing Plate
12	GR1968	2	Cover Plate
A	GR1960	-	Fan Motor Seal Kit
B	GA14573	-	Fan Assembly (Flanged) (Items 1-7 and 9-12)

(TP1321a)

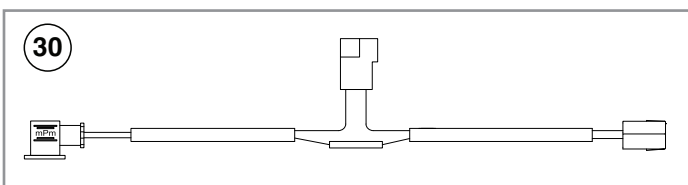
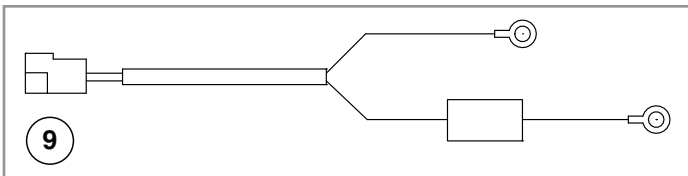
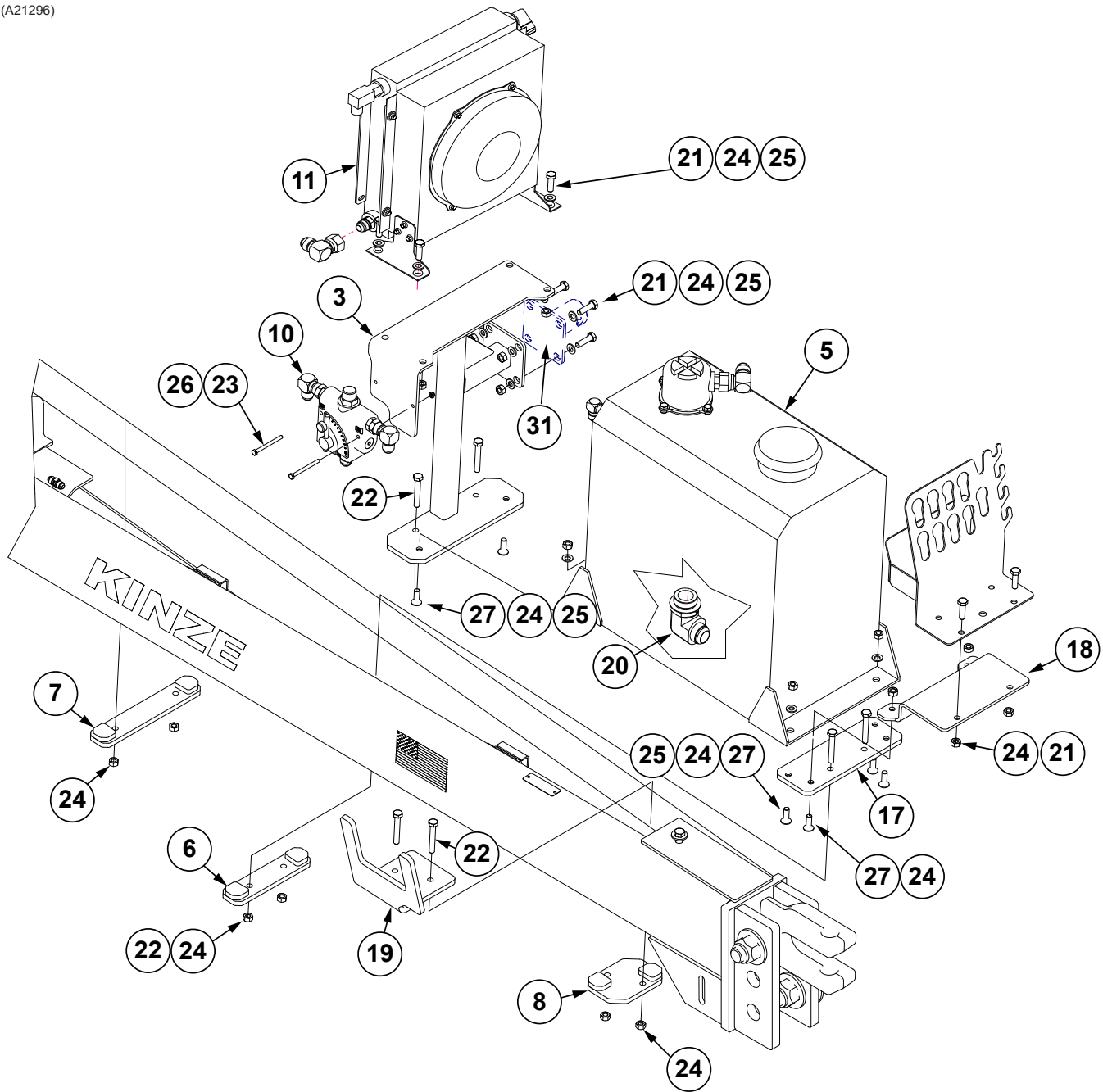


ITEM	PART NO.	QTY.	DESCRIPTION
1	GD26538	1	Hose Support Bracket
2	GD2558	1	Lynch Pin, 1/4"
3	G10104	2	Hex Nut, 5/8"-11
4	GD1114	1	U-Bolt, 7" x 7" x 5/8"-11
5	GA15814	1	Hose Support
6	G10230	2	Lock Washer, 5/8"
7	GD35890	1	Hose Support Bracket (Wheel Module)
8	G10004	2	Hex Head Cap Screw, 3/8"-16 x 1 1/4"
9	G10622	2	Serrated Flange Nut, 3/8"-16



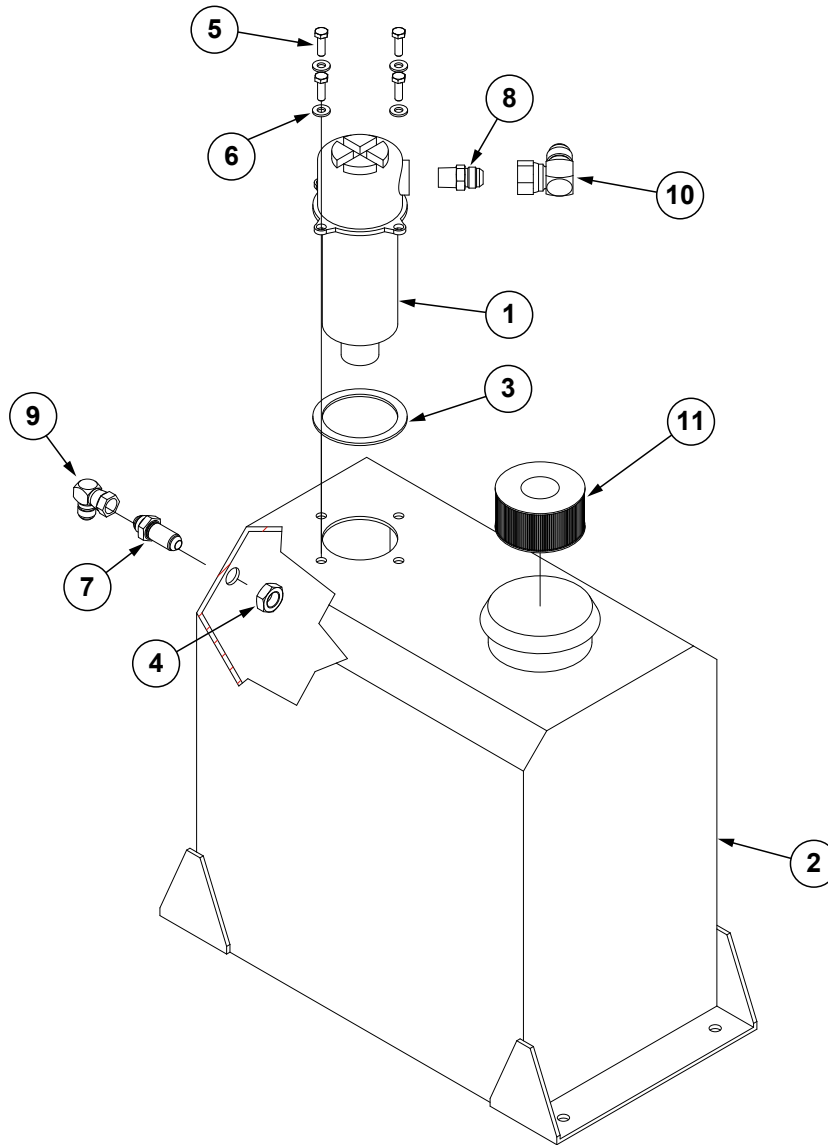
ITEM	PART NO.	QTY.	DESCRIPTION
1	GD15792-18	-	Vacuum Hose, 2" x 50'
2	GD14626	-	90° Elbow, 2"
3	GD14627	-	Coupler, 2"

(A21296)



ITEM	PART NO.	QTY.	DESCRIPTION
1	*A22783-1575	1	Hose Assembly, 5/8" x 1575 mm (12F-12F)
2	*A22774-3250	1	Hose Assembly, 1/2" x 3250 mm (10F - 10F))
3	GA21297	1	Cooler Support
4	*A22783-600	1	Hose Assembly, 5/8" x 600 mm (12F-12F)
5	---	1	<a href="#">See "Hydraulic Tank" on page P52</a>
6	GA22225	1	Front PTO Mount
7	GA22226	1	Rear PTO Mount
8	GA22227	1	PTO Storage Mount
9	G10979301	1	PTO Cooler Harness
10	GA22305	1	<a href="#">See "Bypass Valve Kit" on page P132</a>
11	---	1	<a href="#">See "Cooler Fan Assembly" on page P53</a>
12	---	-	---
13	---	-	<a href="#">See "MTZ PTO Pump" on page P54</a> <a href="#">See "PTO Pump" on page P55</a>
14	*A22766-2550	1	Hose Assembly, 3/8" x 2550 mm (08F - 08F)
15	*A22774-1480	1	Hose Assembly, 1/2" x 1480 mm (10F - 10F)
16	*A22774-600	1	Hose Assembly, 1/2" x 600 mm (10F - 10F)
17	GD30920	1	Mounting Plate
18	GD33279	1	Hose Holder Support
19	GD31442	1	PTO Pump Storage Plate
20	G3801-16-20	1	90° Elbow, 1 5/16"-12 JIC to 1-1/4"-12 BSP O-Ring
21	G12000-35	10	Hex Head Cap Screw, M10-1,5 x 35
22	G12000-65	6	Hex Head Cap Screw, M10-1,5 x 65
23	G12004-70	2	Hex Head Cap Screw, M6-1.0 x 70
24	G12032	22	Hex Nut, M10-1,5
25	G12038	16	Flat Washer, M10
26	G12101	2	Hex Lock Nut, M6-1.00
27	G12183-30	6	Hex Flat Head Cap Screw, M10-1.5 x 30, CL 8.8
28	G6500-10	1	Swivel Elbow, 90°, 7/8"-14 Male JIC To Female
29	G6500-12	2	Swivel Elbow, 90°, 1 1/16"-12 Male JIC To Female
30	GA23992	1	PTO Cooler Harness
31	GA5187	1	Jack Mount

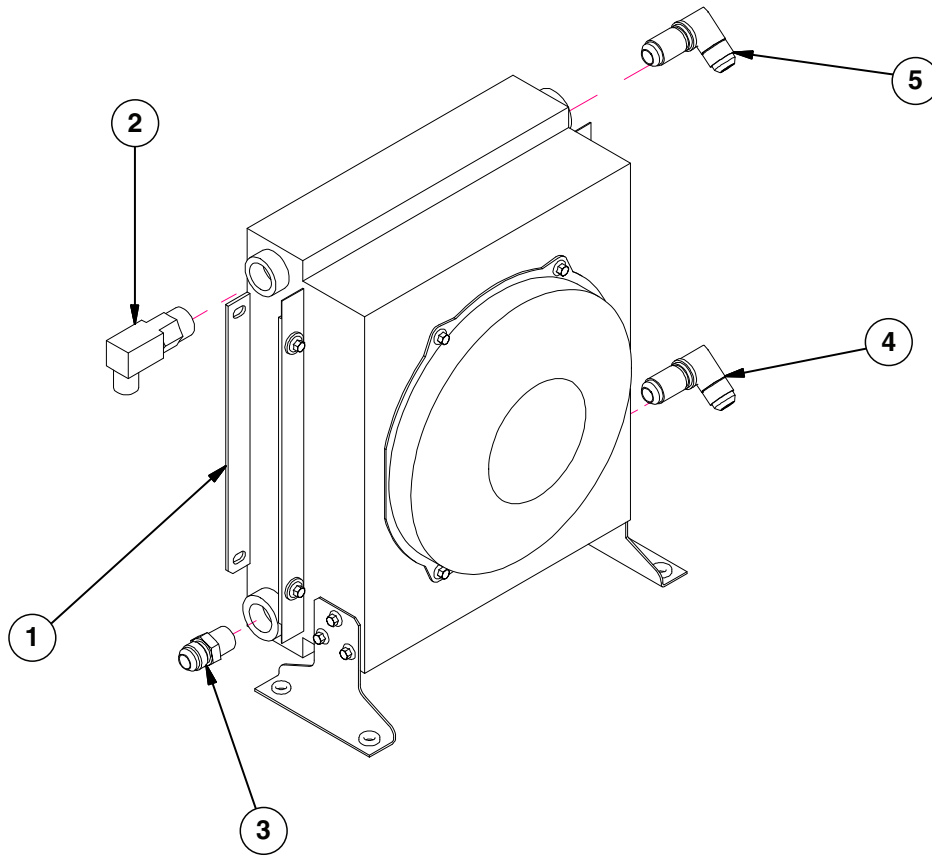
(A22223)



ITEM	PART NO.	QTY.	DESCRIPTION
1	GA21197	1	Return Line Filter
2	GA21295	1	Tank, 60 l
3	GD31439	1	Filter Gasket
4	G10176	1	Hex Jam Nut, 3/4"-16 Grade 2
5	G12003-25	4	Hex Head Cap Screw, M8-1,25 x 25
6	G12081	4	Flat Washer, M8
7	G2700-08	1	Bulkhead Tube Union, 3/4"-16 Male JIC
8	G3800-12-12	1	Adapter, 3/4"-14 BSP x 1 1/16"-12 JIC
9	G6500-08	1	Swivel Elbow, 90°, 3/4"-16 Male JIC To Female
10	G6500-12	1	Swivel Elbow, 90°, 1 1/16"-12 Male JIC To Female
11	GA25474	1	Filter

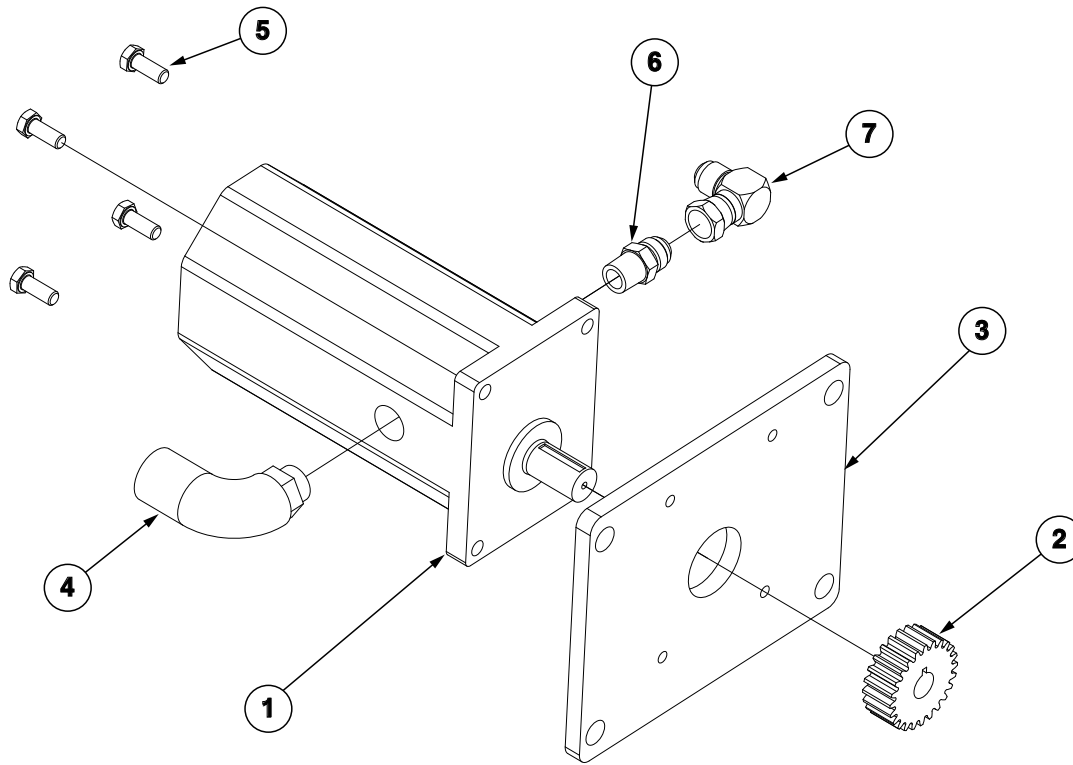


(A22306)



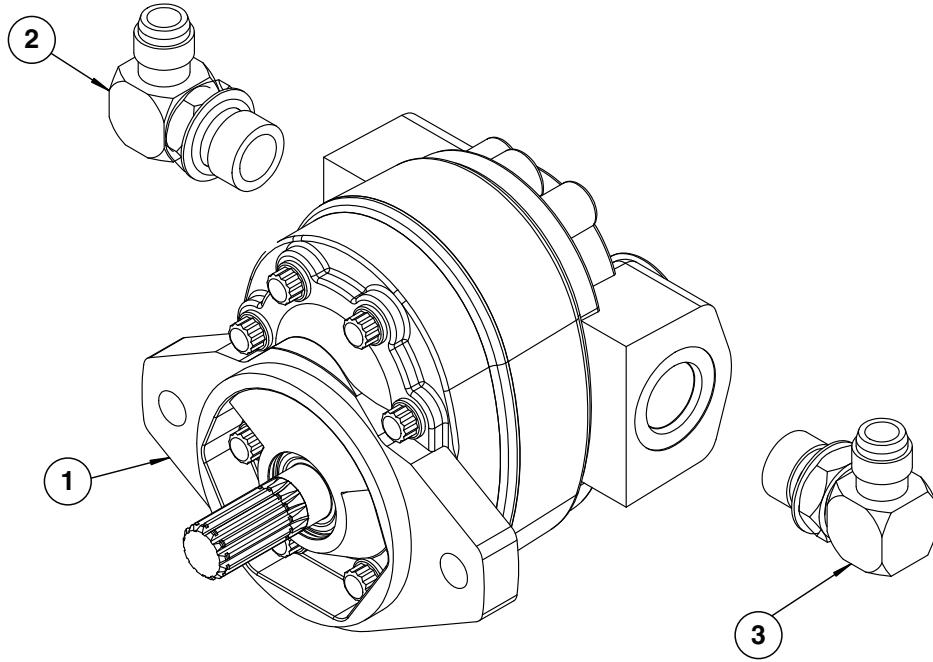
ITEM	PART NO.	QTY.	DESCRIPTION
1	G10253701	1	Oil Cooler Assembly
2	GA22221	1	Thermostat
3	G3800-12-12	1	Male Adapter, 3/4"-14 BSP x 1 1/16"-12 JIC
4	G3801-10-08	1	90° Elbow, 1/2"-12 BSP to 7/8"-14 JIC
5	G3801-12-12	1	90° Elbow, 3/4"-14 BSP to 1 1/16"-12 JIC

(A22308)



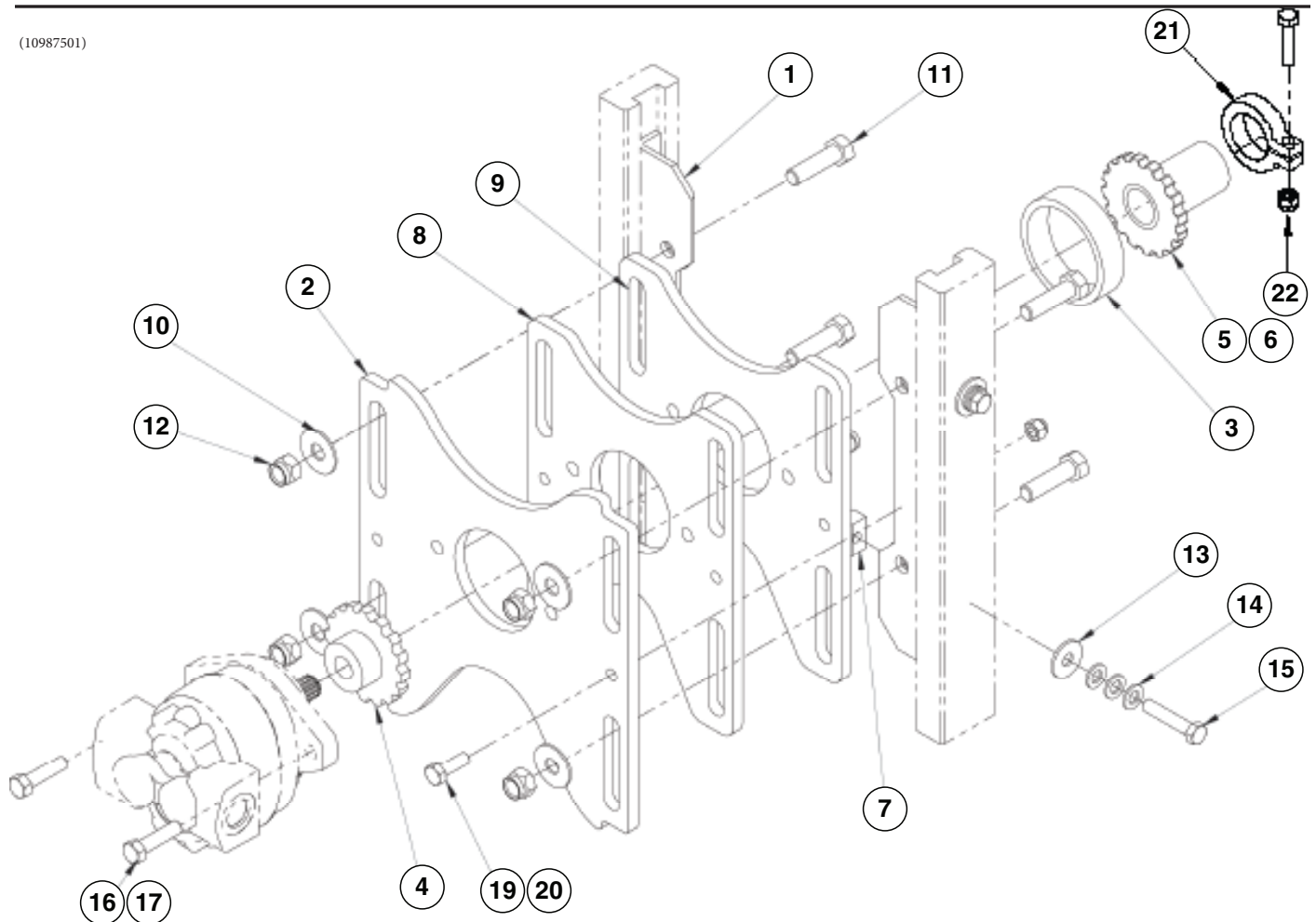
ITEM	PART NO.	QTY.	DESCRIPTION
1	GA21190	1	PTO Gear Pump, 56 CM3/REV
2	GD31435	1	PTO Gear Adapter
3	GD31436	1	PTO Mount Plate
4	GD31438	1	90° Elbow, 1" BSP x 1½"
5	G12000-25	4	Hex Head Cap Screw, M10-1,5 x 25
6	G3800-10-12	1	Adapter, 3/4-14 BSP x 7/8-14 JIC
7	G6500-10	1	Swivel Elbow, 90°, 7/8"-14 Male JIC To Female

(19010-021-01000)



ITEM	PART NO.	QTY.	DESCRIPTION
1	GA14446	1	PTO Pump
2	G6801-10-12	1	Elbow W/O-Ring, 90°, 7/8"-14 Male JIC To 1 1/16"-12 O-Ring
3	G6801-16-20	1	Elbow W/O-Ring, 90°, 1-5/16"-12 Male JIC To 1-5/8"-12 O-Ring

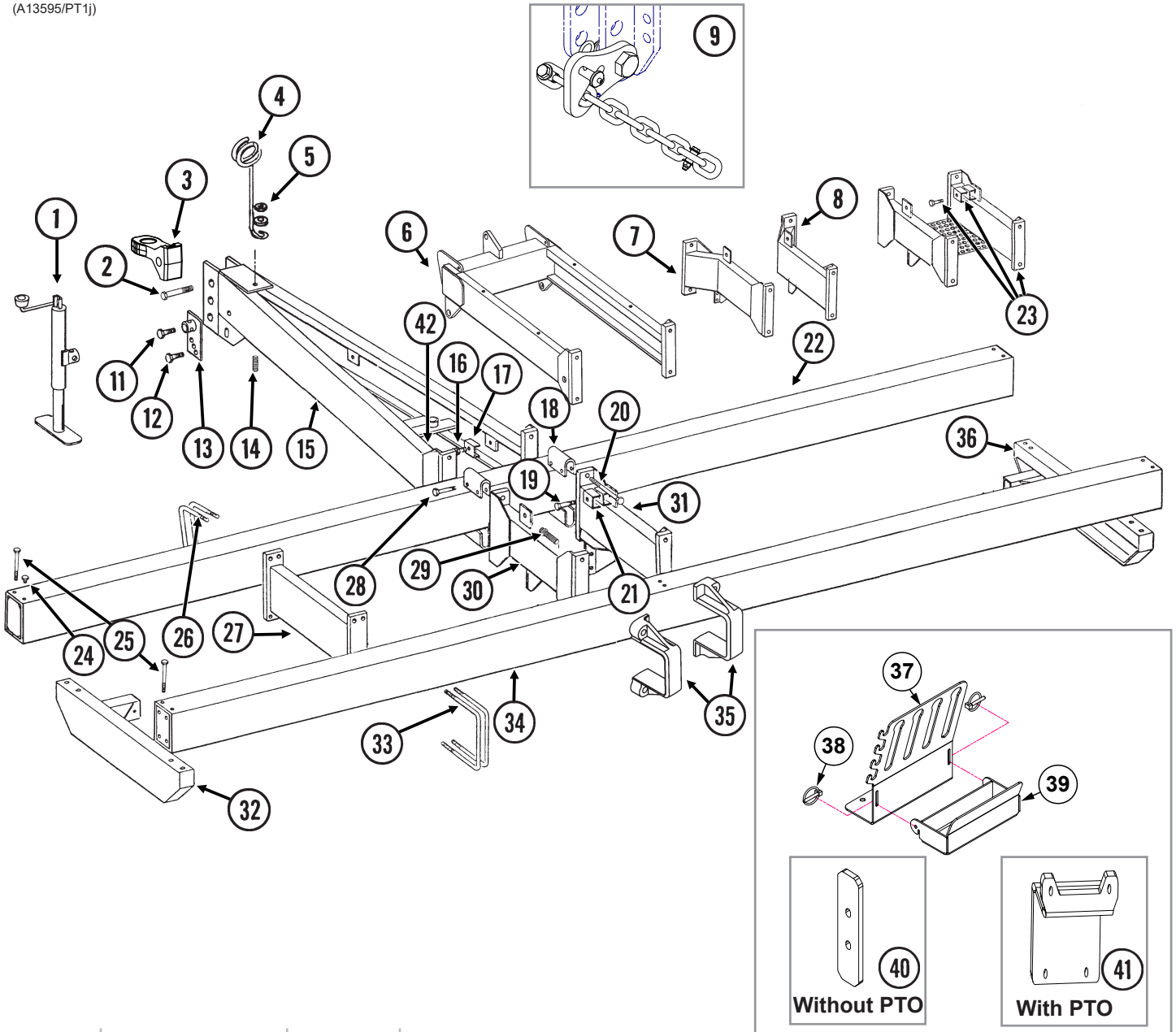
(10987501)



ITEM	PART NO.	QTY.	DESCRIPTION
1	G10985501	2	Rail Mount
2	G10985301	1	Pump Mount Plate, 39 cm
3	G10984801	1	Chain with Link
4	G10984701	1	Sprocket, 16 Tooth
5	G10985001	1	Long Sprocket, 16 Tooth, 1-3/4" x 20 Spline
6	G10984901	1	Long Sprocket, 16 Tooth, 1-3/8" x 21 Spline
7	G10985401	4	Rail Mount Nut
8	G10985101	1	Pump Mount Plate, 31 cm
9	G10985201	1	Pump Moun Plate, 33 cm
10	G10217	8	Washer, 5/8" USS
11	G10006	4	Hex Head Cap Screw, 5/8"-11 x 2 1/4"
12	G10107	4	Lock Nut, 5/8"-11
13	G10984201	4	Flat Washer, DIN 9021
14	G12039	12	Flat Washer, M12
15	G12002-60	4	Hex Head Cap Screw, M12-1,75 x 60
16	G10016	2	Hex Head Cap Screw, 1/2"-13 x 2"
17	G10111	2	Lock Nut, 1/2"-13
18	G10984101	1	LM 47 Long-Life Grease
19	G12015	2	Hex Lock Nut, M12-1,75
20	G12002-35	2	Hex Head Cap Screw, M12-1,75 x 35
21	G11114501	1	Collar, 1-3/8" (used with G10984901)
	G11114601	1	Collar, 1-3/4" (used with G10985001)
22	G12000-40	1	Hex Head Cap Screw, M10-1,5 x 40
	G12164	1	Hex Lock Nut, M10-1.5

**This page left blank intentionally.**

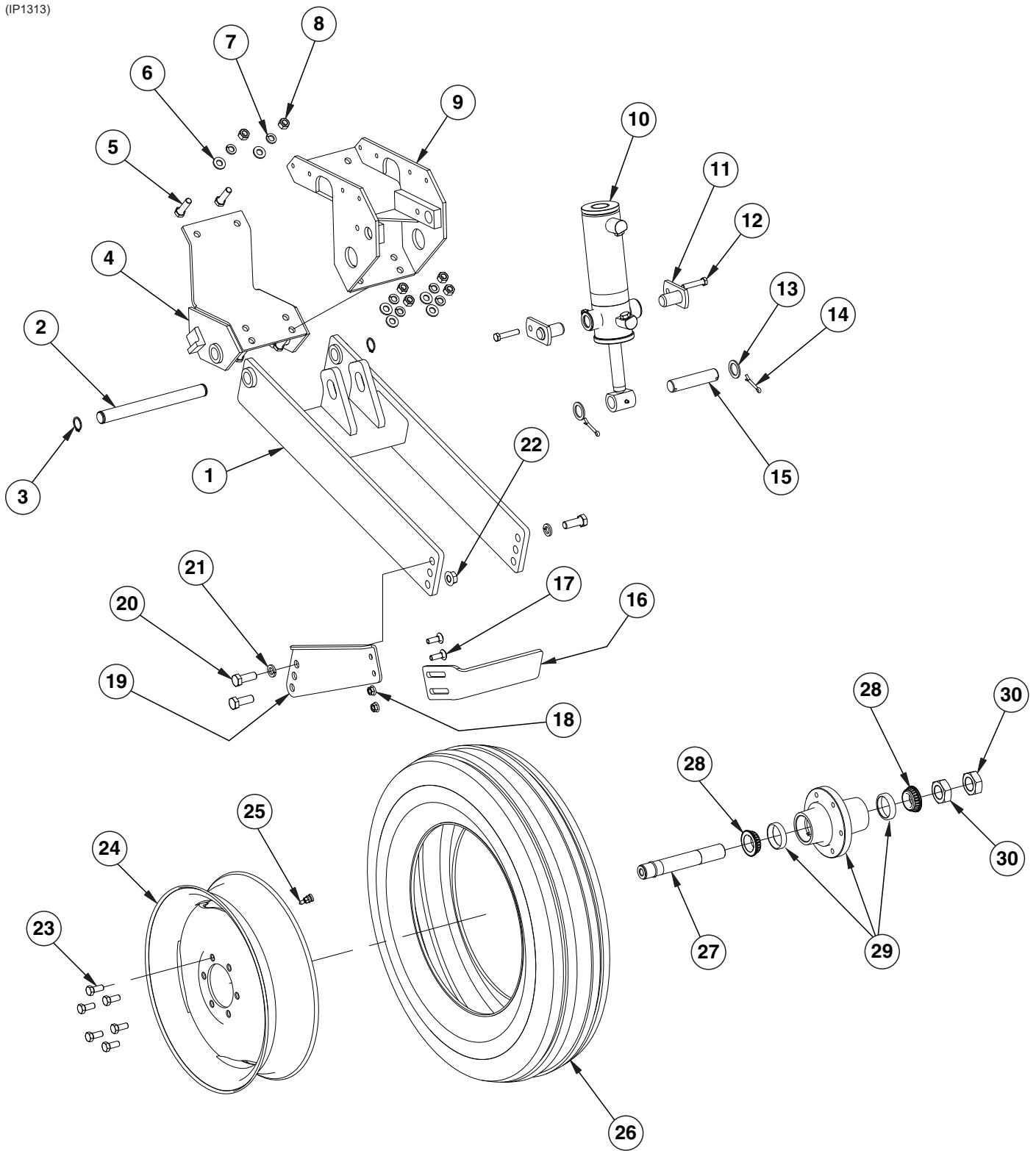
(A13595/PT1j)



ITEM	PART NO.	QTY.	DESCRIPTION
1	G4100-02	1	Jack Assembly
	GR0255	-	Repair Kit (Chain and Pin)
2	G10169	1	Hex Head Cap Screw, 1 1/4"-7 x 6"
	G10157	1	Lock Nut, 1 1/4"-7
3	GB0292	1	Clevis
4	GD7140	1	Hose Holder
5	G10348	1	Hex Head Cap Screw, 1/2"-13 x 5"
	G11389	1	Flat Washer, 1/2" SAE
	G10228	1	Lock Washer, 1/2"
	G10102	1	Hex Nut, 1/2"-13
6	---	-	<a href="#">See "Split Row Self-Leveling Hitch Extension" on page P40</a>
7	GA9429	-	Center Extension, L.H., Offset, 24"
8	GA9428	-	Center Extension, R.H., Offset, 24"
9	G9948X	1	3/8" Transport Safety Chain Package

ITEM	PART NO.	QTY.	DESCRIPTION
10	---	-	---
11	G10005	1	Hex Head Cap Screw, 5/8"-11 x 1 1/4"
	G10107	1	Lock Nut, 5/8"-11
12	G10017	1	Hex Head Cap Screw, 1/2"-13 x 1 1/2"
	G11389	1	Washer, 1/2" SAE
	G10111	1	Lock Nut, 1/2"-13
13	GA7909	1	Jack Adjustment Bracket
14	GD5888	1	Spring
15	GA8471	1	Hitch
16	G10048	2	Hex Head Cap Screw, 3/8"-16 x 2"
	G10108	2	Lock Nut, 3/8"-16
17	GD5875	2	Hose Clamp
18	GA5197	-	Spacer
19	G10048	-	Hex Head Cap Screw, 3/8"-16 x 2"
	G10108	-	Lock Nut, 3/8"-16
20	G10993	4	Hex Head Cap Screw, 1"-8 x 8 1/2", Grade 8
	G10396	4	Lock Nut, 1"-8
21	GD6027	-	Hose Clamp, 3/4" x 2 1/2" x 2 1/2"
22	A8013	1	Double Frame Toolbar, 7" x 5" x 180", 6 Row <b>(Non-Stock Item)</b>
	A8015	-	Double Frame Toolbar, 7" x 5" x 240", 8 Row <b>(Non-Stock Item)</b>
23	GA9007	-	Hitch Extension W/Hose Clamps and Hardware
	GD6027	-	Hose Clamp, 3/4" x 2 1/2" x 2 1/2" (Included W/GA9007)
	G10048	-	Hex Head Cap Screw, 3/8"-16 x 2" (Included W/GA9007)
	G10108	-	Lock Nut, 3/8"-16 (Included W/GA9007)
24	G10903	-	Cap Plug
25	G10895	8	Hex Head Cap Screw, 3/4"-10 x 8 1/2"
	G10112	8	Lock Nut, 3/4"-10
26	GD1113	-	U-Bolt, 5" x 7" x 5/8"-11 (Push Units/Front Rows)
	G10230	-	Lock Washer, 5/8"
	G10104	-	Hex Nut, 5/8"-11
27	GA4265	-	Straight Extension
28	G10061	4	Hex Head Cap Screw, 3/8"-16 x 3 1/2"
	G11387	4	Flat Washer, 3/8" SAE
	G10108	4	Lock Nut, 3/8"-16
29	G11085	4	Flanged Cap Screw, 12 Point, 1"-14 x 3"
30	GA9427	-	Hitch/Center Extension, L.H., Straight, 24"
31	GA9426	-	Hitch/Center Extension, R.H., Straight, 24"
32	GA9439	-	End Extension, L.H.
33	GD1114	-	U-Bolt, 7" x 7" x 5/8"-11 (Pull Units/Back Rows)
	G10230	-	Lock Washer, 5/8"
	G10104	-	Hex Nut, 5/8"-11
34	A8018	1	Toolbar, 7" x 7" x 180", 6 Row <b>(Non-Stock Item)</b>
	A8020	-	Toolbar, 7" x 7" x 240", 8 Row <b>(Non-Stock Item)</b>
35	GD29221	2	Hitch Clamp
36	GA9438	-	End Extension, R.H.
37	G10230201	1	Hydraulic Hose Holder
38	GD2558	2	Lynch Pin, 1/4"
39	GA25763	1	Hydraulic Hose Holder Cup
40	GD31433	4	Hydraulic Hose Holder Mount Plate
41	GD33279	1	<a href="#">See "Planter Mounted PTO Pump" on page P50</a>
42	GA5187	1	Jack Mount

(IP1313)

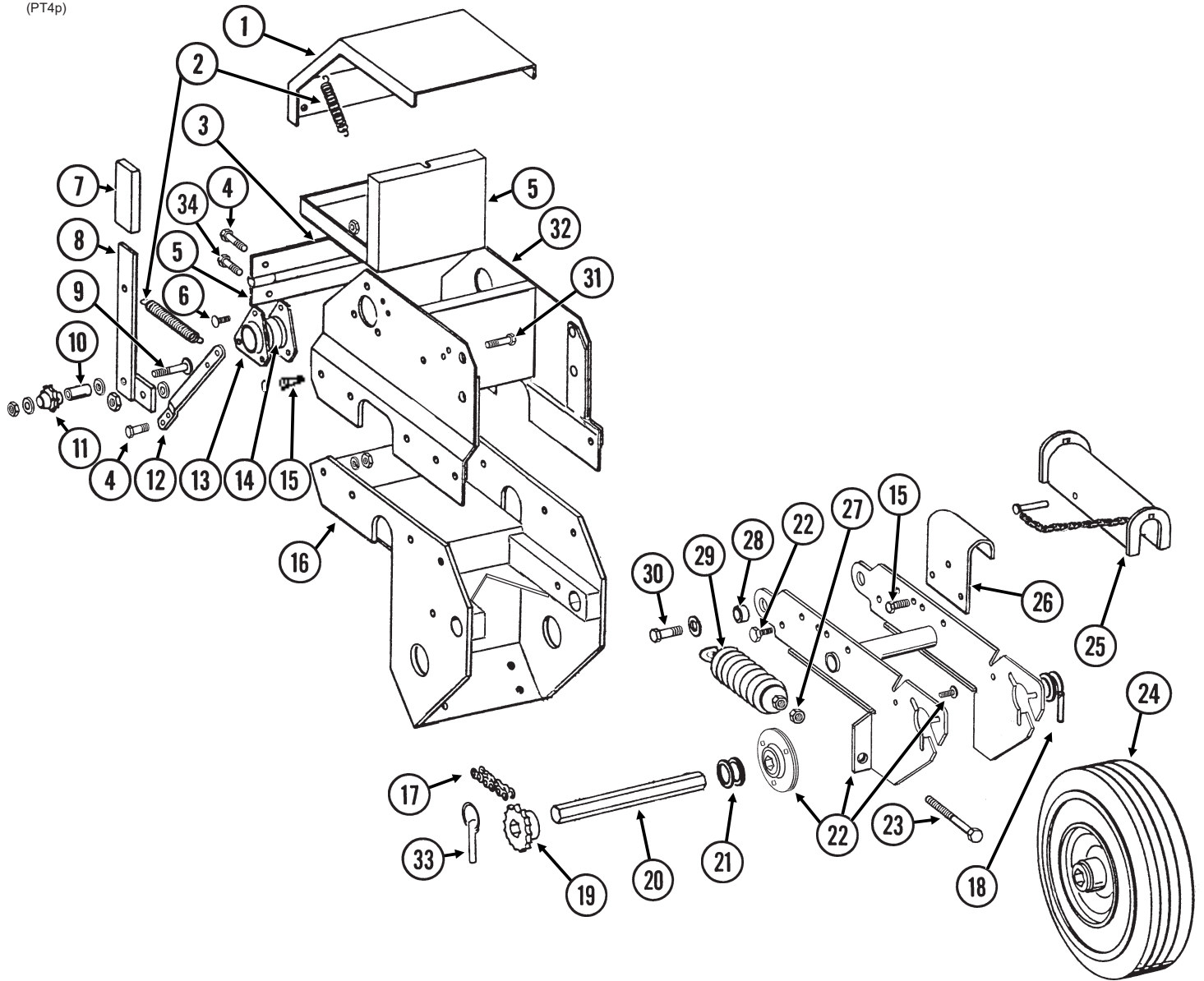




ITEM	PART NO.	QTY. (Per Assy.)	DESCRIPTION
1	GA14349	1	Wheel Module
2	GD20461	1	Pin, 1¼" x 13"
3	G11400	2	Retaining Ring, 1¼"
4	GA14348	1	Lower Half Clamp
5	G10006	6	Hex Head Cap Screw, ⅝"-11 x 2¼"
6	G11391	6	Flat Washer, ⅝" SAE
7	G10230	6	Lock Washer, ⅝"
8	G10104	6	Hex Nut, ⅝"-11
9	GA5122	1	Wheel Tower Clamp
10	---	1	<a href="#">See "Master Lift Cylinder" on page P120</a> <a href="#">See "Transport and Ground Drive Wheel Assembly" on page P60</a> <a href="#">See "Contact Wheel and Arm Assembly" on page P62</a>
11	GA5121	2	Pin, 2⅛"
12	G10053	2	Hex Head Cap Screw, ½"-13 x 2 ½"
	G10111	2	Lock Nut, ½"-13
13	G10159	4	Washer, 1⅞"
14	G10460	2	Cotter Pin, ¼" x 2"
15	GD5841	1	Pin, 1¼" x 5⅝"
16	GD34178	1	Slotted Scrapper
17	G10636	2	Carriage Bolt, ½"-13 x 1½"
18	G10071	2	Serrated Flange Nut, ½"-13
19	G10605101	1	Mud Scraper Holder
20	G10026	3	Hex Head Cap Screw, ¾"-10 x 2"
21	G10231	2	Lock Washer, ¾"
22	G11314	1	Serrated Flange Nut, ¾"-10
23	GR0270	6	Lug Bolt, ⅜"-18
24	GA14413	1	Rim, 5.50" x 20"
25	GA7434	1	Valve Stem
26	GD13401	1	Tire, 7.50" x 20", 8 Ply, Tubeless W/O Center Rib (Specify Brand*)
27	GA4376	1	Spindle Assembly
	GD11490	1	Round External Retaining Ring (Included W/GA4376)
	GD11458	1	Spindle (Included W/GA4376)
28	GA24825	2	Bearing
29	GA24826	1	Hub W/Cups, 6 Bolt
	GR0434	2	Cup (Included W/GA24826)
30	G11081	2	Hex Jam Nut, 1½"-12, Grade 2
A	GA24828	1	Hub and Spindle Assembly (Items 27-30)
C	GA14412	1	Tire and Rim Assembly (Items 24-26) (Specify Brand*)

\* Specific brand requests will be supplied only as available from current Kinze Repair Parts stock. If a specific brand requested is not in stock, the brand available will be supplied.

(PT4p)

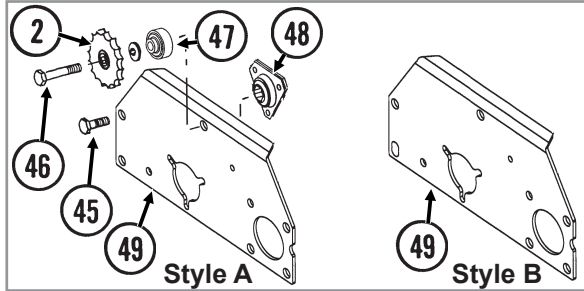


ITEM	PART NO.	QTY. (Per Assy.)	DESCRIPTION
1	GD5791	1	Cover
	G10860	-	Retaining Ring, 3/8"
	G10870	-	Clevis Pin, 3/8" x 1"
2	GD5857	2	Spring
3	GA13790	1	Slip Joint Assembly
	GD5789	1	Hinge W/Pins, Female (Included W/GA13790)
	GD5790	1	Hinge W/Pins, Male (Included W/GA13790)
4	G10064	4	Hex Head Cap Screw, 1/4"-20 x 1"
	G10621	4	Serrated Flange Nut, 1/4"-20
5	GA7235	1	Tool Box Insert
6	G10303	-	Carriage Bolt, 5/16"-18 x 1"
	G11386	-	Washer, 5/16" SAE (As Required)
	G10620	-	Serrated Flange Nut, 5/16"-18
7	GD5827	1	Cover

ITEM	PART NO.	QTY. (Per Assy.)	DESCRIPTION
8	GA5157	1	Idler Arm, L.H.
	GA5158	-	Idler Arm, R.H.
9	G10306	1	Carriage Bolt, 3/8"-16 x 2"
	G11387	-	Flat Washer, 3/8" SAE (As Required)
	G10108	1	Lock Nut, 3/8"-16
10	GD1026	1	Sleeve, 1 3/16" Long
11	GD7426	1	Sprocket, 12 Tooth
12	GD5860	1	Bar
13	G3400-01	-	Flangette
14	G2100-03	-	Bearing, 7/8" Hex Bore, Spherical
15	G10004	8	Hex Head Cap Screw, 3/8"-16 x 1 1/4"
	G10622	8	Serrated Flange Nut, 3/8"-16
16	---	-	<a href="#">See "Transport and Ground Drive Wheel Assembly" on page P60</a>
17	G3310-132	1	Chain, No. 40, 132 Pitch Including Connector Link
	GR0912	-	Connector Link, No. 40
18	G10602	1	Spring Pin, 1/4" x 1 1/2"
19	GA5105	1	Sprocket, 15 Tooth
20	GD6825-10.5	1	Hex Shaft, 7/8" x 10 1/2" (2 Holes)
21	G10233	6	Machine Bushing, 1", 10 Gauge
22	A7370	1	Arm W/Flanged Bearings and Hardware <b>(Non-Stock Item) (Sub G1K253)</b>
	G10303	6	Carriage Bolt, 5/16"-18 x 1" (Included W/A7370)
	G10620	6	Serrated Flange Nut, 5/16"-18 (Included W/A7370)
	GA9846	2	Flanged Bearing, 7/8" Hex Bore (Included W/A7370)
	G10055	2	Hex Head Cap Screw, 5/8"-11 x 1 1/4" (Stop Bolt) (Included W/A7370)
	G10107	2	Lock Nut, 5/8"-11 (Included W/A7370)
23	G10890	2	Hex Head Adjusting Bolt, 1/2"-13 x 4", Grade 2
24	GA5090	1	Tire and Rim Assembly (Specify Brand*)
	GD5753	-	Tire, 4.10" x 6" (Specify Brand*) (Included W/GA5090)
	GD5752	-	Inner Tube (Included W/GA5090)
25	GA9870	-	Lockup W/Pin
	G10874	-	Detent Pin, 1/2" x 3 1/2" Grip (Included W/GA9870)
26	GD7944	1	Mount
27	G10501	2	Hex Jam Nut, 1/2"-13, Grade 2
28	GB0218	2	Bushing, 2 1/32" I.D. x 7/8" O.D. x 1 9/32" Long
29	GA2068	2	Spring W/Plug
30	G10005	2	Hex Head Cap Screw, 5/8"-11 x 1 3/4"
	G10235	6	Machine Bushing, 7/8", 14 Gauge
	G11391	2	Flat Washer, 5/8" SAE
	G10107	2	Lock Nut, 5/8"-11
31	G10004	1	Hex Head Cap Screw, 3/8"-16 x 1 1/4"
	G10229	1	Lock Washer, 3/8"
	G11387	1	Flat Washer, 3/8" SAE
	GD5756	1	Special Nut, 3/8"-16
32	GA5118	1	Mount
33	GD2558	1	Lynch Pin, 1/4"
34	G10064	2	Hex Head Cap Screw, 1/4"-20 x 1"
	G11385	2	Flat Washer, 1/4" SAE
	G10227	2	Lock Washer, 1/4"
	G10103	2	Hex Nut, 1/4"-20
A	G1K253	-	Contact Wheel Arm Replacement Kit, (Items 18, 20, 22, 23 and 27)

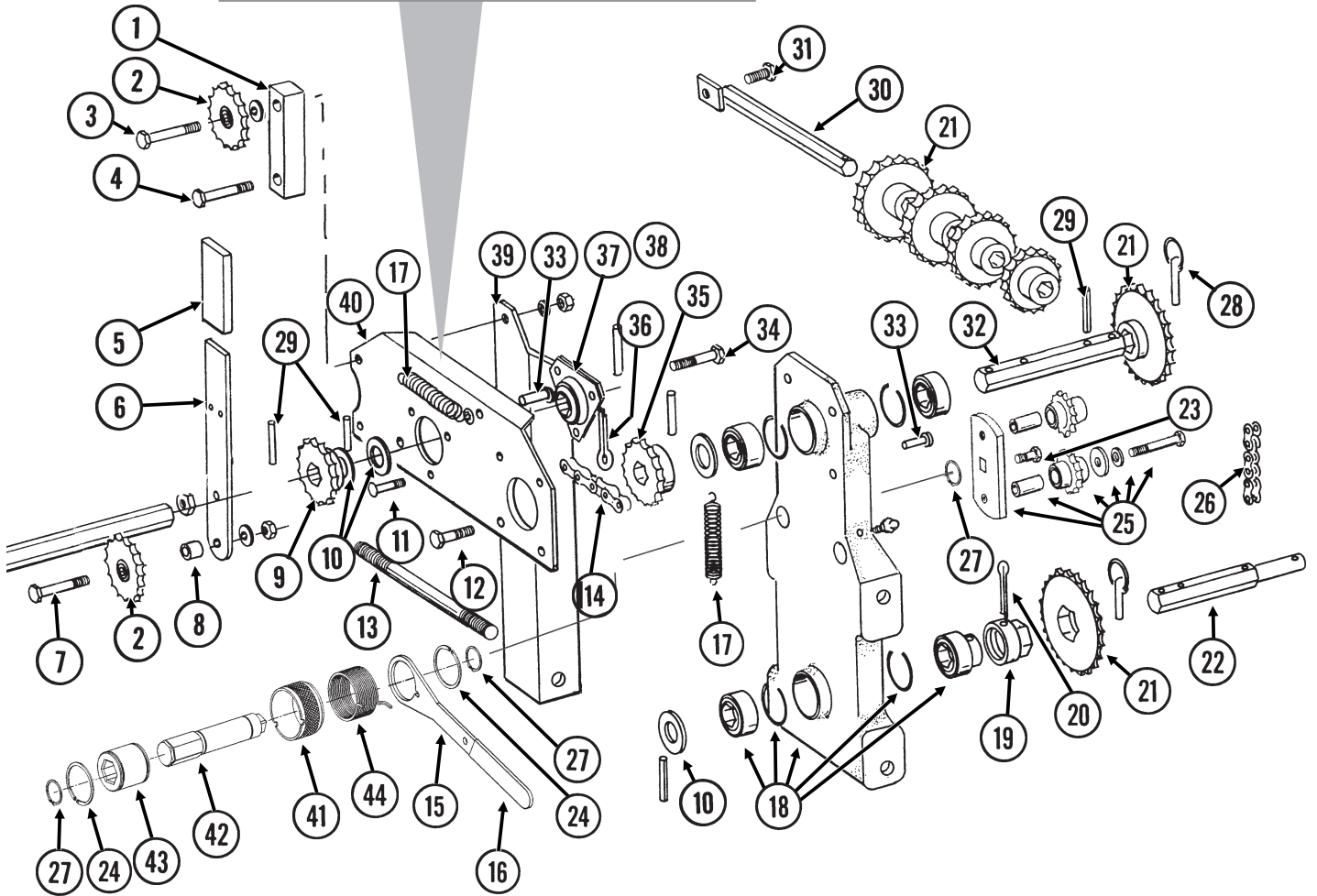
\* Specific brand requests will be supplied only as available from current Kinze Repair Parts stock. If a specific brand requested is not in stock, the brand available will be supplied. Different brand tires may have different diameters. Change in tire brand may affect rates. Field checks are recommended after any change in contact tires.

(PT8k/PT8mm)



If replacing Style A (GD5830)	Must Order:	
	GD30624	X
If replacing Style A (GD16302)	Must Order:	
	GD30624	X
	GD30622	X

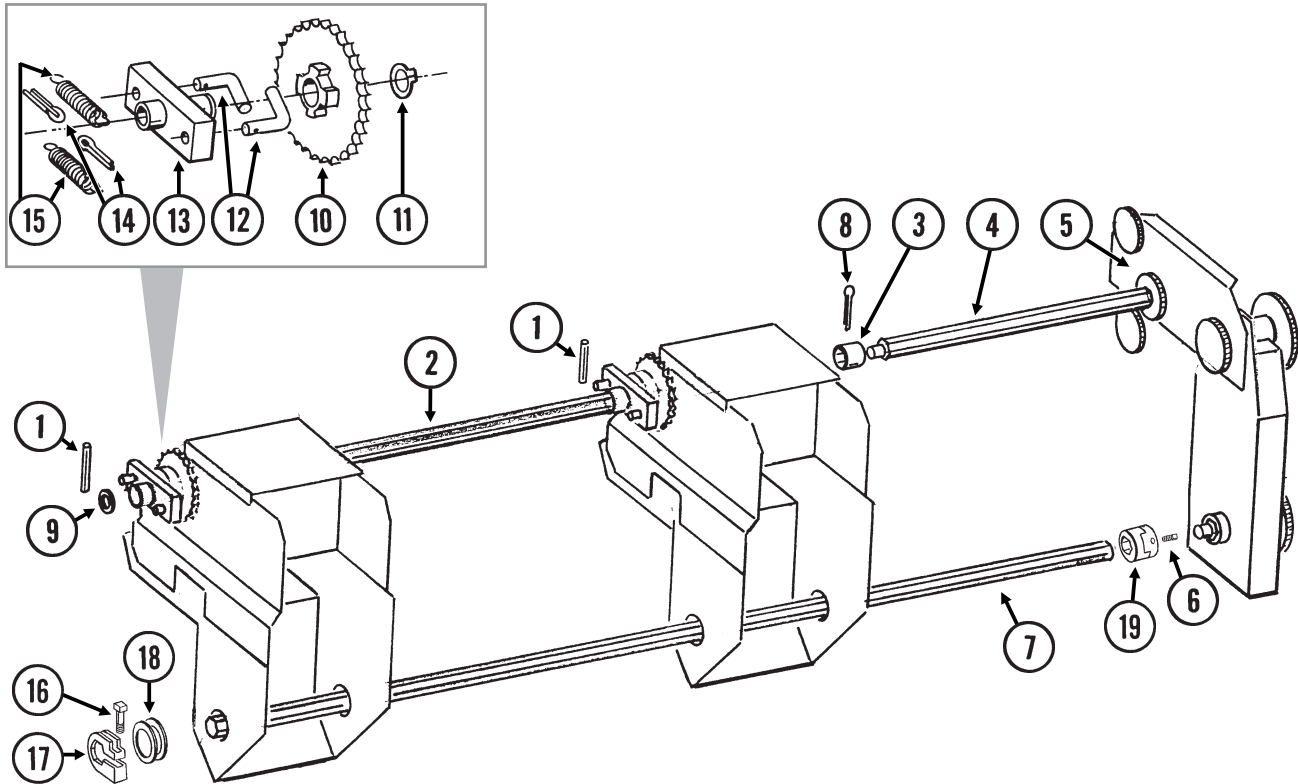
**NOTE:** Style A contains holes and Style B contains a slot.



ITEM	PART NO.	QTY.	DESCRIPTION
1	GD12571	-	Spacer, 1" x 4"
2	GA7154	1	Sprocket W/Bearing, 18 Tooth
3	G10033	1	Hex Head Cap Screw, ½"-13 x 3½"
	G10128	-	Machine Bushing, ½", 14 Gauge (As Required)
	G10228	1	Lock Washer, ½"
	G10102	1	Hex Nut, ½"-13
4	G10053	1	Hex Head Cap Screw, ½"-13 x 2½"
	G10228	1	Lock Washer, ½"
	G10102	1	Hex Nut, ½"-13
5	GD5827	1	Cover
6	GD31450	1	Arm
7	G10053	1	Hex Head Cap Screw, ½"-13 x 2½"
	G10128	-	Machine Bushing, ½", 14 Gauge (As Required)
	G10228	1	Lock Washer, ½"
	G10102	1	Hex Nut, ½"-13
8	GD4887-01	1	Sleeve, ½" I.D. x ⅝" Long
9	GA5105	1	Sprocket, 15 Tooth
10	G10233	-	Machine Bushing, 1", 10 Gauge
11	G10303	3	Carriage Bolt, ⅝"-18 x 1"
	G10232	3	Lock Washer, ⅝"
	G10106	3	Hex Nut, ⅝"-18
12	G10037	3	Hex Head Cap Screw, ½"-13 x 1¼"
	G10228	3	Lock Washer, ½"
	G10102	3	Hex Nut, ½"-13
13	G10177	2	Hex Head Cap Screw, ⅝"-11 x 9½"
	G10230	2	Lock Washer, ⅝"
	G10104	2	Hex Nut, ⅝"-11
14	G3310-92	1	Chain, No. 40, 92 Pitch Including Connector Link
	G3310-100	-	Chain, No. 40, 100 Pitch Including Connector Link, Used With Half Rate (2 To 1) Drive Reduction
	GR0912	-	Connector Link, No. 40
15	GD14431	1	Handle
16	G11078	1	Vinyl Cap
17	GD5857	2	Spring
18	GA5629	1	Transmission Plate W/Bearings, Grease Fittings and Retaining Rings
	GA5116	3	Bearing, ⅞" Hex Bore, Cylindrical (Included W/GA5629)
	GA5624	1	Special Bearing, ⅞" Hex Bore x 1.6" (Included W/GA5629)
	GD6551	4	Ring (Included W/GA5629)
	G10640	-	Grease Fitting, ¼"-28 (Included W/GA5629)
19	GD7127	1	Shear Coupler
20	G10821	1	Clevis Pin, ⅜" x 2"
	G10455	1	Cotter Pin, ⅜" x ½"
21	GA5105	1	Sprocket, 15 Tooth
	GA5106	1	Sprocket, 17 Tooth
	GA5107	1	Sprocket, 19 Tooth
	GA5108	2	Sprocket, 23 Tooth
	GA5109	1	Sprocket, 24 Tooth
	GA5110	1	Sprocket, 25 Tooth
	GA5111	1	Sprocket, 26 Tooth
22	GD7822	1	Shaft, ⅞" x 7"
23	G11100	1	Hex Socket Button Head Cap Screw, ¼"-20 x ½", Grade 8
	G10227	1	Lock Washer, ¼"
	G11453	1	Fender Washer, ¼"
24	G10496	2	External Inverted Snap Ring, 1½"

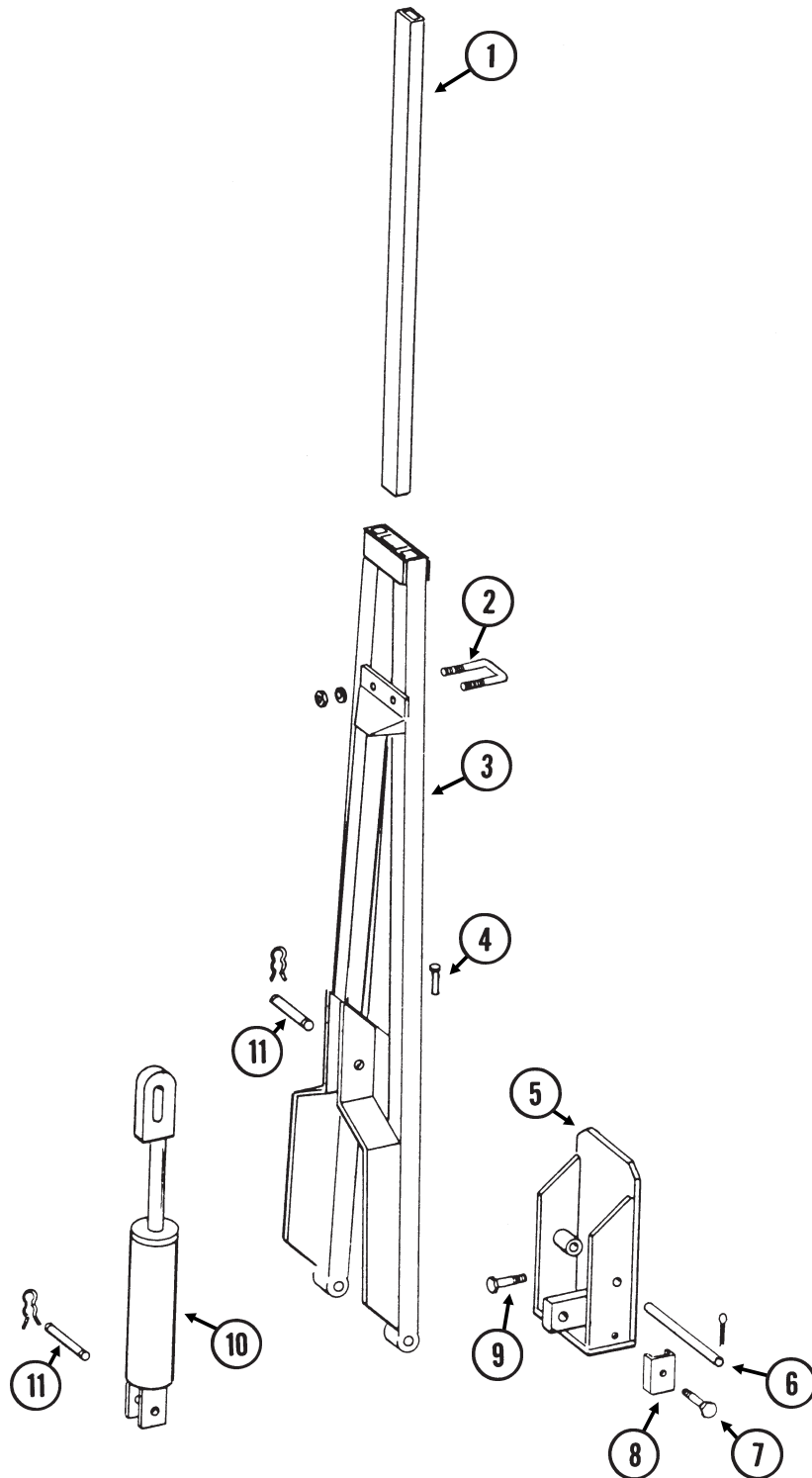
ITEM	PART NO.	QTY.	DESCRIPTION
25	GA7336	1	Idler W/Bolt-On Sprockets
	GD7426	-	Sprocket, 12 Tooth (Included W/GA7336)
	GD1026	-	Sleeve, 1 $\frac{3}{16}$ " Long (Included W/GA7336)
	G11387	-	Flat Washer, $\frac{3}{8}$ " SAE (Included W/GA7336)
	G10229	-	Lock Washer, $\frac{3}{8}$ " (Included W/GA7336)
	G10047-	-	Hex Head Cap Screw, $\frac{3}{8}$ "-16 x 1 $\frac{3}{4}$ " (Included W/GA7336)
26	G3310-80	1	Chain, No. 40, 80 Pitch Including Connector Link
	GR0912	-	Connector Link, No. 40
27	G11075	3	External Inverted Snap Ring, $\frac{7}{8}$ "
28	GD2558	3	Lynch Pin, $\frac{1}{4}$ "
29	G10602	5	Spring Pin, $\frac{1}{4}$ " x 1 $\frac{1}{2}$ "
30	G10961801	1	Sprocket Storage Rod
31	G10017	1	Hex Head Cap Screw, $\frac{1}{2}$ "-13 x 1 $\frac{1}{2}$ "
	G10527	1	Lock Washer, $\frac{1}{2}$ ", Internal/External
	G10111	1	Lock Nut, $\frac{1}{2}$ "-13
32	GD5835	1	Shaft, $\frac{7}{8}$ " x 7"
33	G10870	1	Clevis Pin, $\frac{3}{8}$ " x 1"
	G10860	1	Retaining Ring, $\frac{3}{8}$ "
34	G10004	1	Hex Head Cap Screw, $\frac{3}{8}$ "-16 x 1 $\frac{1}{4}$ "
	G10229	1	Lock Washer, $\frac{3}{8}$ "
	G11387	1	Flat Washer, $\frac{3}{8}$ " SAE
	GD15538	2	Spacer, $\frac{3}{8}$ " I.D. x $\frac{7}{8}$ " O.D., 7 Gauge
	GD5756	1	Special Nut, $\frac{3}{8}$ "-16
35	GA5106	1	Sprocket, 17 Tooth, Standard Drive
	GA5202	-	Sprocket, 34 Tooth, Half Rate (2 To 1) Drive Reduction
36	G10460	1	Cotter Pin, $\frac{1}{4}$ " x 2"
37	G2100-03	1	Bearing, $\frac{7}{8}$ " Hex Bore, Spherical
38	G3400-01	2	Flangette
39	GD5830	1	Angle Support, R.H. (Style A) <b>(Replaced with GD30624)</b>
	GD30624	1	Angle Support, R.H. (Style B)
40	GD5824	1	Plate, R.H.
41	GD19343	1	Release Collar, R.H.
42	GD14427	1	Tightener Shaft, 4 $\frac{7}{8}$
43	GD14432	1	Sleeve, 1 $\frac{1}{4}$ "
44	GD14413	1	Torsion Spring, L.H. (Used On R.H. Wrap Spring Wrench)
45	G10017	2	Hex Head Cap Screw, $\frac{1}{2}$ "-13 x 1 $\frac{1}{2}$ "
	G10228	2	Lock Washer, $\frac{1}{2}$ "
	G10102	2	Hex Nut, $\frac{1}{2}$ "-13
46	G10038	1	Hex Head Cap Screw, $\frac{1}{2}$ "-13 x 3"
	G10128	-	Machine Bushing, $\frac{1}{2}$ ", 14 Gauge (As Required)
	G10228	1	Lock Washer, $\frac{1}{2}$ "
	G10102	1	Hex Nut, $\frac{1}{2}$ "-13
47	GB0259	-	Spacer, 1"
48	GA7841	-	Bearing, $\frac{7}{8}$ " Hex Bore
49	GD16302	-	Reverser Plate (Style A) <b>(Replaced With GD30622)</b>
	GD30622	-	Reverser Plate (Style B)
A	G1K378	-	Wrap Spring Wrench Replacement Kit, Blue Collar, R.H. (Items 15, 16, 23, 24, 27 and 41-44)

PTD016/PTD034(PT6/PT7c)



ITEM	PART NO.	QTY.	DESCRIPTION
1	G10602	2	Spring Pin, 1/4" x 1 1/2"
2	GD5884-01	1	Hex Shaft, 7/8" x 36" (3 Holes)
3	GD5961	1	Coupler, 2 1/4"
4	GD5885-01	1	Hex Shaft, 7/8" x (6 Holes), 6 Row and 8 Row
5	---	-	<a href="#">See "Seed Rate Transmission Assembly" on page P64</a>
6	G10131	4	Square Head Set Screw, 5/16"-18 x 3/4"
7	GD0914-170	1	Hex Shaft, 7/8" x 170" (No Holes), 6 Row
	GD0914-230	-	Hex Shaft, 7/8" x 230" (No Holes), 8 Row
8	G10460	2	Cotter Pin, 1/4" x 2"
9	G10233	-	Machine Bushing, 1", 10 Gauge (As Required)
10	GA5165	1	Sprocket, 30 Tooth
11	G10430	1	External Retaining Ring, 1 1/4"
12	GD1255	2	L-Pin
13	GA0378	1	Block and Hub Assembly
14	G10453	2	Cotter Pin, 3/16" x 1"
15	GD1256	2	Spring
16	G10130	1	Square Head Machine Bolt, 5/16"-18 x 1 3/4"
	G10923	1	Flange Nut, 5/16"-18, No Serration
17	GD11045	1	Lock Clamp
18	G10233	2	Machine Bushing, 1", 10 Gauge
19	GB0287	2	Coupler
A	GA5164	-	Ratchet/Sprocket Assembly, Includes: (2) GD1256, (2) G10464,
B	G1K269	-	Lock Clamp Kit (Items 16 and 17)

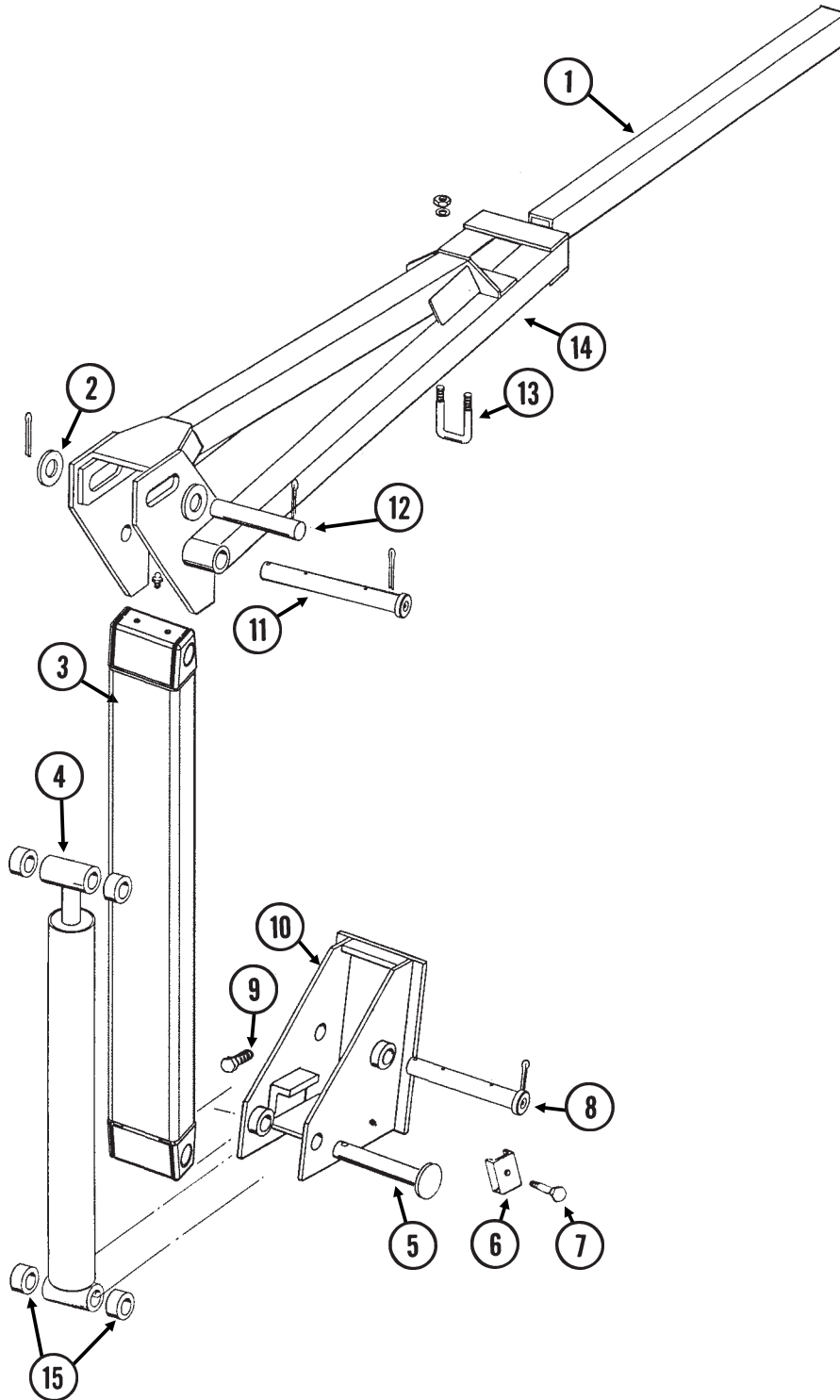
MKR010(MKR1a)





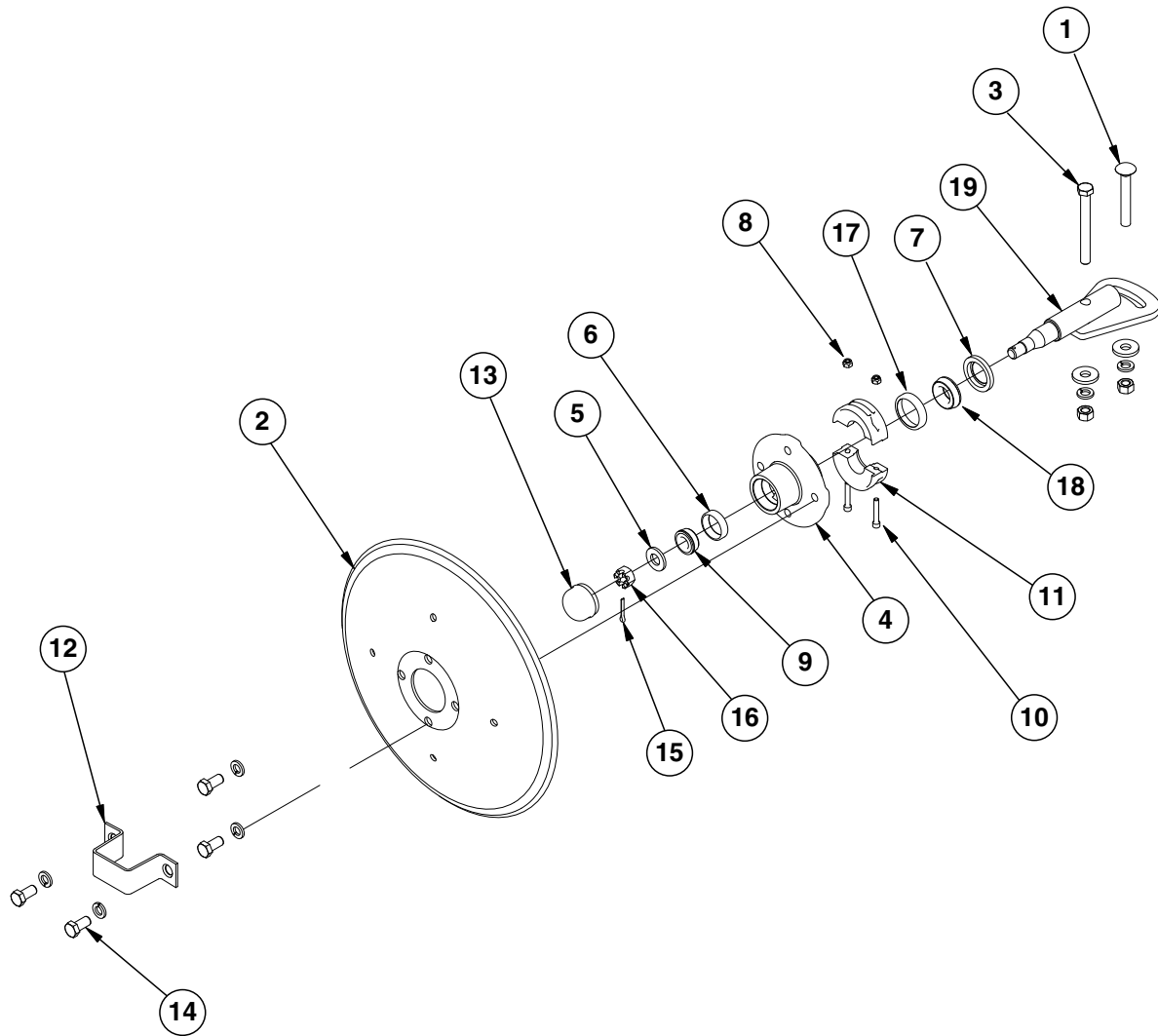
ITEM	PART NO.	QTY. (Per Assy.)	DESCRIPTION
1	GD0453-05	1	Extension Tube, 55", 6/8 Row
2	GD2721	1	U-Bolt, 2" x 2" x 1/2"-13
	G10228	2	Lock Washer, 1/2"
	G10102	2	Hex Nut, 1/2"-13
3	GA5183	1	Arm W/Grease Fittings, 58 1/2", 6/8 Row
	G10640	-	Grease Fitting, 1/4"-28 (Included W/GA5175, GA5184, or GA5183)
4	GD0462	1	Safety Lockup Pin
	G10670	1	Hair Pin Clip, No. 3
	G10187	1	Spring Pin, 5/32" x 2"
5	GA5178	1	Mount W/Grease Fittings, 6/8 Row
	G10640	-	Grease Fitting, 1/4"-28 (Included W/GA5177 or GA5178)
6	GD0438	1	Pivot Shaft
	G10460	2	Cotter Pin, 1/4" x 2"
7	G10003	1	Hex Head Cap Screw, 3/8"-16 x 1 1/2"
	G10108	1	Lock Nut, 3/8"-16
8	GD5892	1	Hose Clamp, 5/8" x 1 1/2" x 1 1/2"
9	G10008	4	Hex Head Cap Screw, 5/8"-11 x 2"
	G10230	4	Lock Washer, 5/8"
10	---	-	<a href="#">See "Row Marker Cylinder, 6 Row" on page 123</a>
11	GR0962	1	Pin, 1" x 3 3/8"
	GR0193	2	Hair Pin Clip

MKR006/MKR009(MKR2ff)



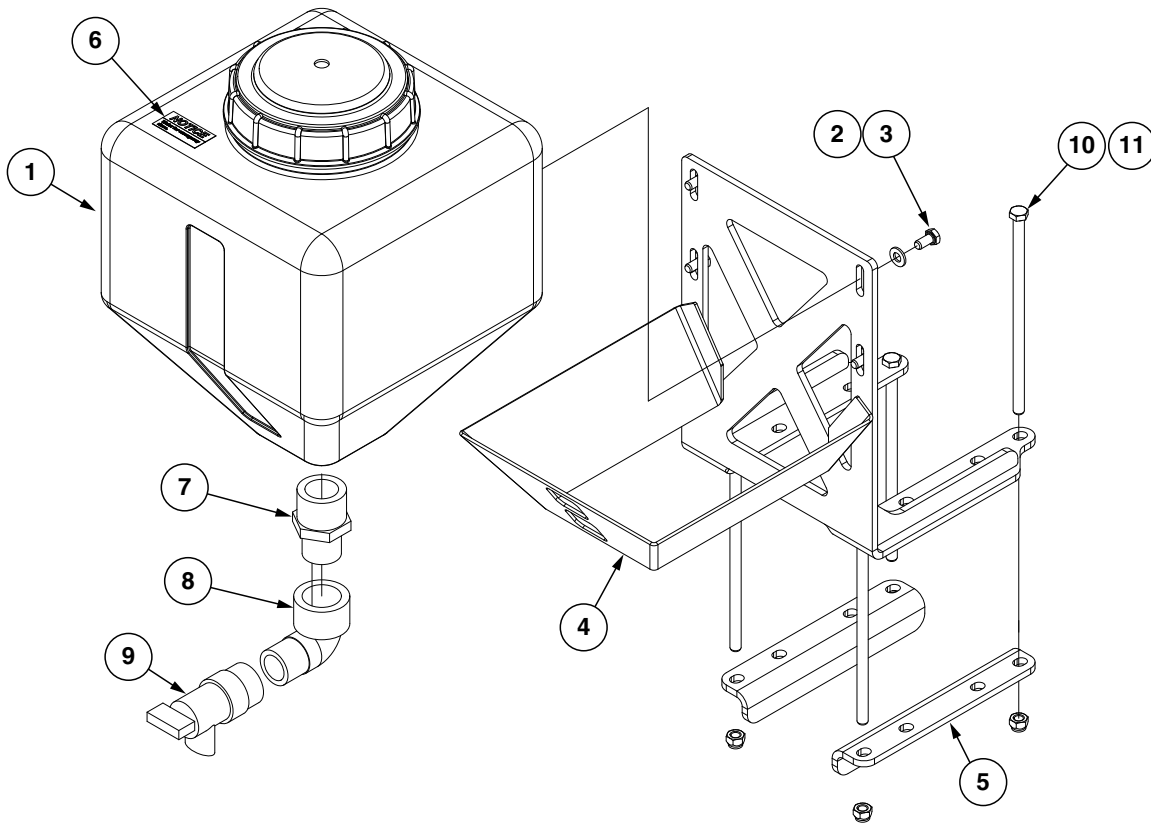
ITEM	PART NO.	QTY. (Per Assy.)	DESCRIPTION
1	GD0453-03	1	Extension Tube, 50", 8 Row 30"
2	G11396	2	Flat Washer, 1¼" SAE
3	GA11591	-	Arm, First Stage
4	---	-	<a href="#">See "Row Marker Cylinder, 8 Row" on page P124</a>
5	GD15386	1	Pin, 1¼" x 7 <sup>5</sup> / <sub>8</sub> "
	G10460	1	Cotter Pin, ¼" x 2"
6	GD5875	1	Hose Clamp
7	G10133	1	Hex Head Cap Screw, 5/16"-18 x 1½"
	G10109	1	Lock Nut, 5/16"-18, Grade 8
8	GA11767	-	Pin W/Grease Fitting, 1¼" x 9½"
	G10640	-	Grease Fitting, ¼"-28 (Included W/GA11767)
	G10460	1	Cotter Pin, ¼" x 2" (Included W/GA11767)
9	G10879	4	Flanged 12 Point Bolt, 5/8"-11 x 2", Special Hardened
10	GA5130	1	Mount
11	GA11766	-	Pin W/Grease Fitting, 1¼" x 11 <sup>13</sup> / <sub>16</sub> "
	G10640	-	Grease Fitting, ¼"-28 (Included W/GA11766)
	G10460	1	Cotter Pin, ¼" x 2" (Included W/GA11766)
12	GD2161	1	Pin, 1¼" x 8¼"
	G10460	2	Cotter Pin, ¼" x 2"
13	GD2721	1	U-Bolt, 2" x 2" x ½"-13
	G10228	2	Lock Washer, ½"
	G10102	2	Hex Nut, ½"-13
14	GA5188	1	Arm, Second Stage, 35", 6 Row 36"/38"
15	GD0752-41	-	Sleeve, 1" (If Applicable)

IP1035aa



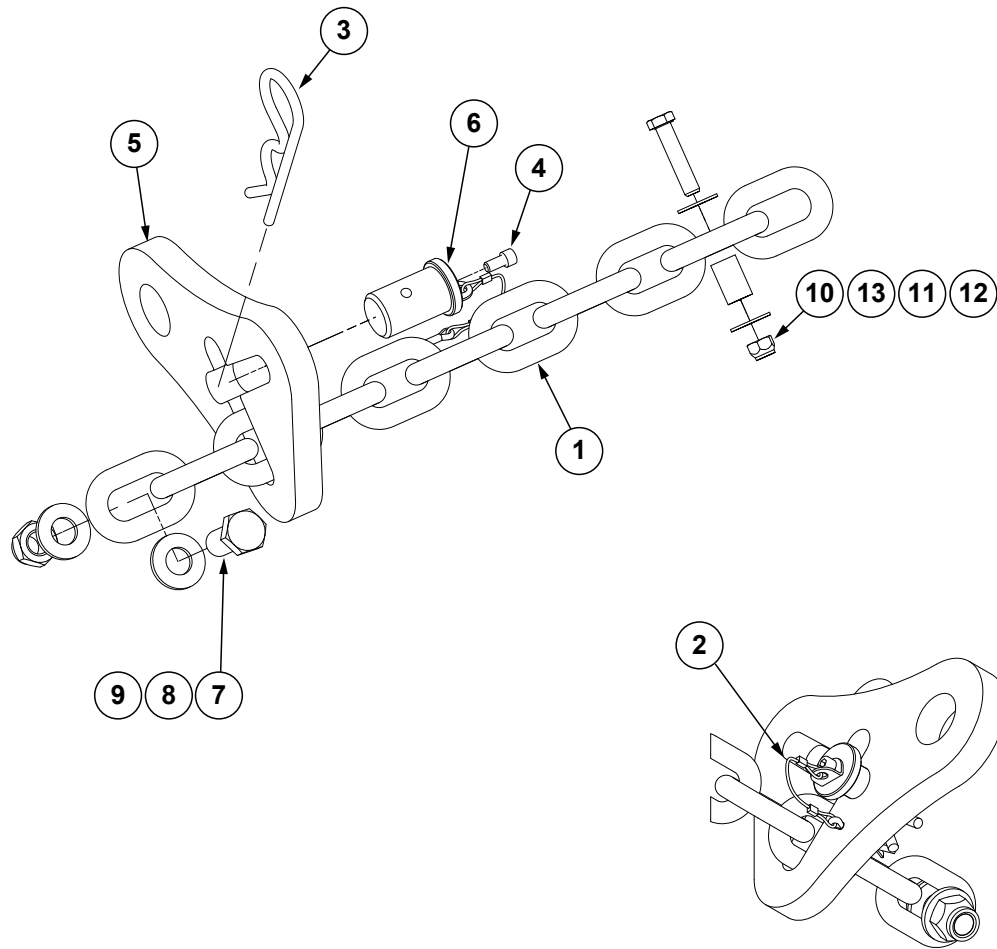
ITEM	PART NO.	QTY. (Per Assy.)	DESCRIPTION
1	G10844	1	Carriage Bolt, 1/2"-13 x 3 1/2"
	G10168	2	Machine Bushing, 1/2", 7 Gauge
	G10228	2	Lock Washer, 1/2"
	G10102	2	Hex Nut, 1/2"-13
2	GD0746	1	Disc Blade, Solid, 16" (Shown)
	GD10283	-	Disc Blade, Notched, 16" (Optional)
3	G10045	1	Hex Head Cap Screw, 1/2"-13 x 4 1/2"
	G10168	2	Machine Bushing, 1/2", 7 Gauge
	G10228	2	Lock Washer, 1/2"
	G10102	2	Hex Nut, 1/2"-13
4	GA0167	1	Hub W/Cups, 4 Bolt (Includes Items 6 and 17)
5	G11391	1	Flat Washer, 5/8" SAE
6	GR0151	1	Outer Cup
7	GD21540	1	Grease Seal
8	G10110	2	Lock Nut, 1/4"-20, Grade B
9	GA0257	1	Bearing
10	G11418	2	Hex Socket Head Cap Screw, 1/4" x 1 1/2"
11	GB0554	2	Hub Shield
12	GD2597	1	Retainer
13	GD0840	1	Dust Cap
14	G10722	4	Hex Head Cap Screw, 1/2"-20 x 1"
	G10228	4	Lock Washer, 1/2"
15	G10544	1	Cotter Pin, 5/32" x 1"
16	G10725	1	Slotted Hex Nut, 5/8"-18
17	GR0150	1	Inner Cup
18	GA0245	1	Bearing
19	GA15151	1	Spindle

A21003



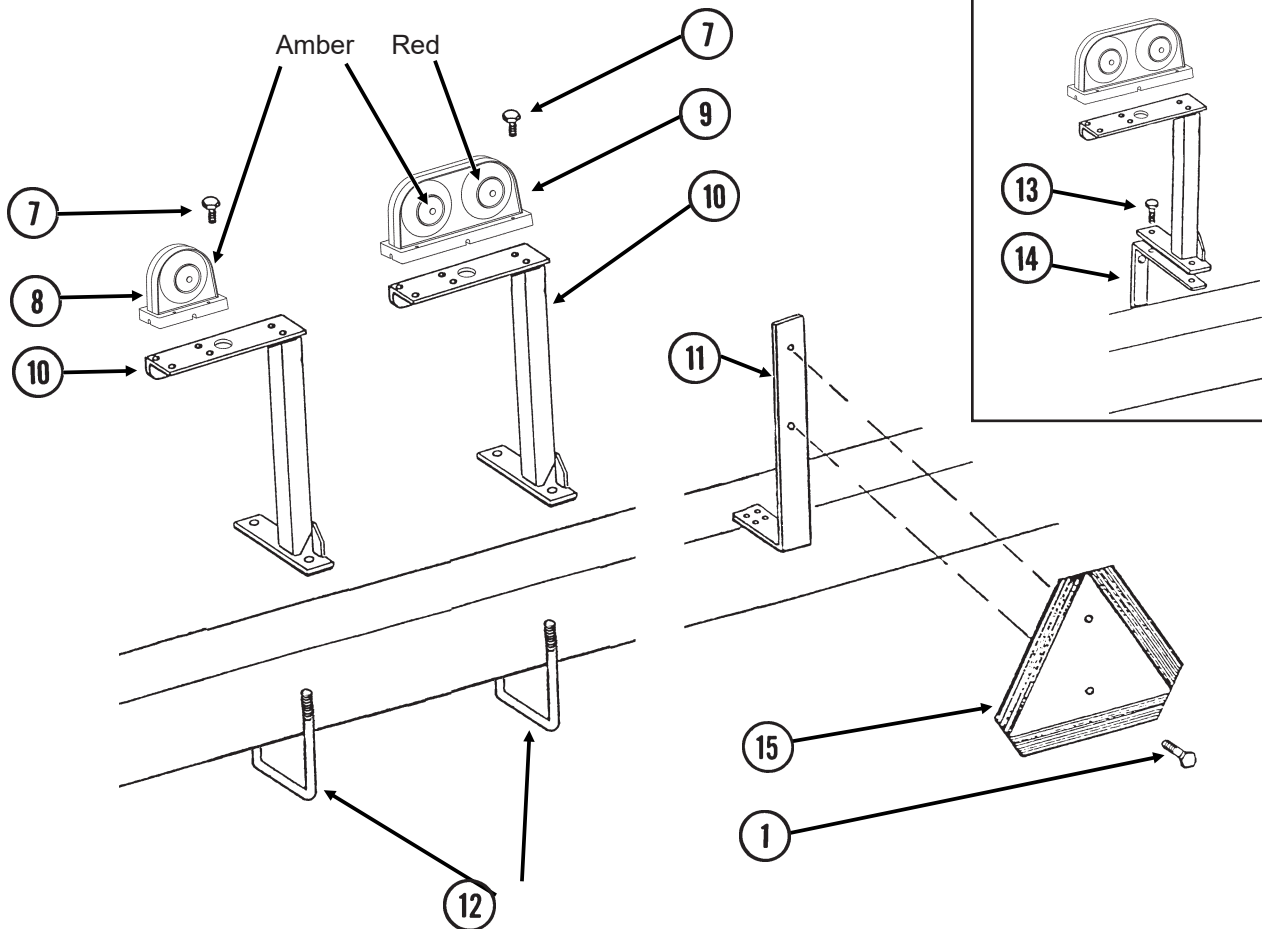
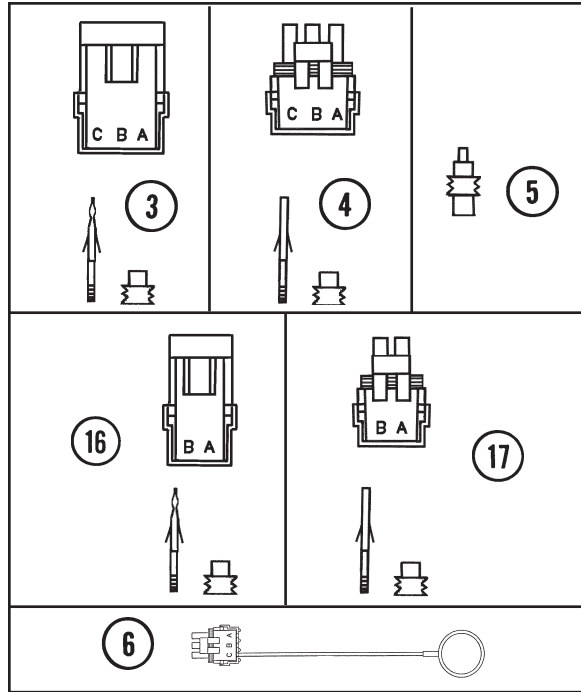

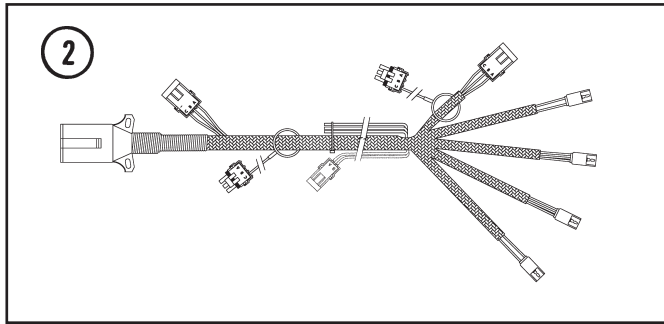
ITEM	PART NO.	QTY.	DESCRIPTION
1	GD30723	1	4 Gallon Water Tank W/Lid
2	G11386	4	Flat Washer, 5/16" SAE
3	G10018	4	Hex Head Cap Screw, 5/16"-18 x 5/8"
4	GA21002	1	Water Tank Mount
5	GD30221	2	Water Tank Mount Brackets
6	G10383201	1	Decal, Notice
7	G10727	1	Reducing Nipple, 1-1/4" x 1"
8	G11742	1	1" NPT 90° Elbow
9	GD30722	1	1" NPTF Flush Valve
10	G10686	4	Hex Head Cap Screw, 3/8"-16 x 8"
11	G10108	4	Lock Nut, 3/8"-16

(PT2)



ITEM	PART NO.	QTY.	DESCRIPTION
1	G3324-01	1	Safety Chain, 13MM Grade 70, 97½"
2	GD35339	1	Looped Tether W/Tabs and Cotter Pin
3	G10671	1	Hairpin Cotter, 3/16" x 3¼"
4	G11874	1	Hex Socket Head Cap Screw, ¼"-20 x ½"
5	GD35127	1	Single Chain Latch
6	GD35340	1	Chain Latch Pin
7	G10007	1	Hex Head Cap Screw, 5/8"-11 x 1½"
8	G11391	2	Flat Washer, 5/8" SAE
9	G10107	1	Lock Nut, 5/8"-11
10	G10108	1	Lock Nut, 3/8"-16
11	GD8893-07	1	Sleeve, 1" Long
12	G10047	1	Hex Head Cap Screw, 3/8"-16 x 1¾"
13	G10210	2	Washer, 3/8" USS
A	G9948X	-	3/8" Transport Safety Chain Package (Items 1-13)

PFA052/PFA055(ELC9/A9206a/MTR27a/ELC8/PT49f)

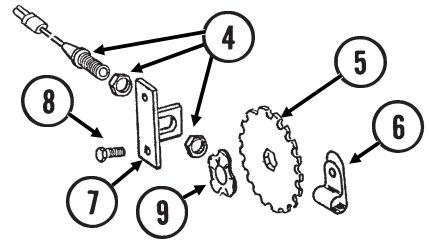




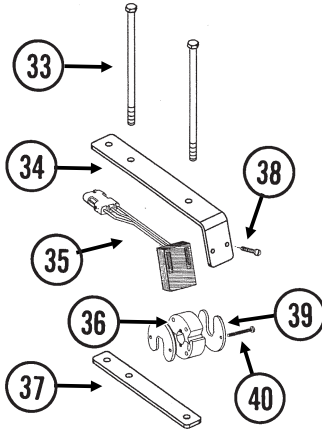
ITEM	PART NO.	QTY.	DESCRIPTION
1	G10023	2	Hex Head Cap Screw, ¼"-20 x ¾"
	G10110	2	Lock Nut, ¼"-20, Grade B
2	GA9207	-	Wiring Harness W/7 Terminal Female Connector, 329", 6 Row (4 Light Connections)
	GA9206	-	Wiring Harness W/7 Terminal Female Connector, 396", 8 Row (4 Light Connections)
	GA25321	-	Eu Harness Adapter
	GA5385	-	7 Terminal Female Connector
3	G1K248	-	3-Pin Female Connector Kit (Black), Includes: (3) 3-Pin Female Housings, (9) Pin Contacts, (9) Seals
4	G1K252	-	3-Pin Male Connector Kit (Black), Includes: (3) 3-Pin Male Housings, (9) Socket Contacts, (9) Seals
5	GD11089	-	Sealing Plug
6	GA8047	-	Dust Plug (Black)
7	G10064	8-16	Hex Head Cap Screw, ¼"-20 x 1"
	G11385	8-16	Flat Washer, ¼" SAE
	G10110	8-16	Lock Nut, ¼"-20, Grade B
8	GA6701	1	Single Amber Light Assembly
	GR1956	-	Amber Lens Kit, Includes: (1) Amber Lens, (1) Gasket, and (3) Hex Head Cap Screws (Included W/GA6701)
	GR1208	-	Bulb (Included W/GA6701)
9	GA6699	1	Double Light Assembly
	GA6700	1	Double Light Assembly (Shown)
	GR1956	-	Amber Lens Kit, Includes: (1) Amber Lens, (1) Gasket, and (3) Hex Head Cap Screws (Included W/GA6699 or GA6700)
	GR1957	-	Red Lens Kit, Includes: (1) Red Lens, (1) Gasket, and (3) Hex Head Cap Screws (Included W/GA6699 or GA6700)
	GR1958	-	Black Cover Kit, Includes: (1) Black Cover, (1) Gasket, and (3) Hex Head Cap Screws (Included W/GA6699 or GA6700)
	GR1208	-	Bulb
10	GA6823	1	Bracket, L.H. (Shown)
	GA6824	1	Bracket, R.H.
11	GD7152	1	Bracket
12	GD7145	2-4	U-Bolt, 7" x 7" x ½"-13
	G10228	4-8	Lock Washer, ½"
	G10102	4-8	Hex Nut, ½"-13
13	G10039	-	Hex Head Cap Screw, ½"-13 x 1¾"
	G10228	-	Lock Washer, ½"
	G10102	-	Hex Nut, ½"-13
14	GD8304	-	Bracket (Used To Mount Light Bracket When HD Single Disc Fertilizer Openers Are Used)
15	GD2199	1	SMV Sign
16	G1K321	-	2-Pin Female Connector Kit (Black), Includes: (3) 2-Pin Female Housings, (6) Pin Contacts, (6) Seals
17	G1K320	-	2-Pin Male Connector Kit (Black), Includes: (3) 2-Pin Male Housings, (6) Socket Contacts, (6) Seals
18	GA26751	1	EU Harness Powder Adapter

(MTR46dd)

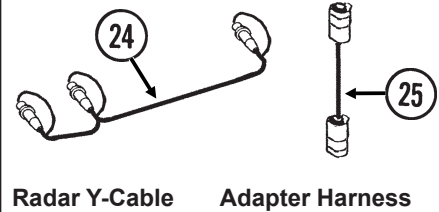
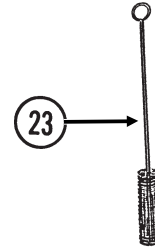
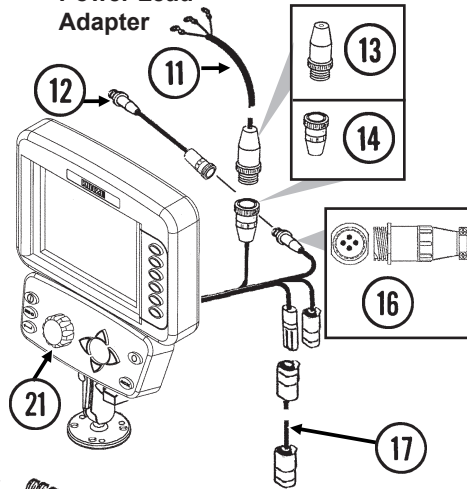
Magnetic Distance Sensor (MDS)



Shaft Rotation Sensor



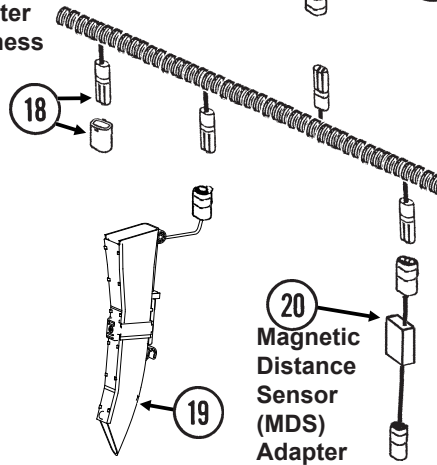
Power Lead Adapter



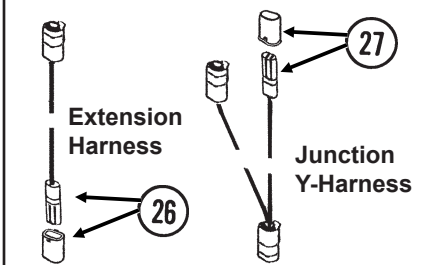
Radar Y-Cable

Adapter Harness

Planter Harness




Magnetic Distance Sensor (MDS) Adapter



Extension Harness

Junction Y-Harness



28



29




30




31

32



15



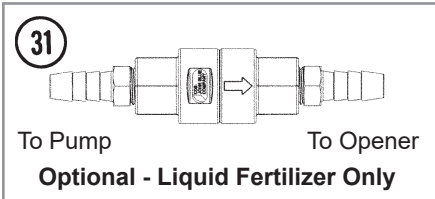
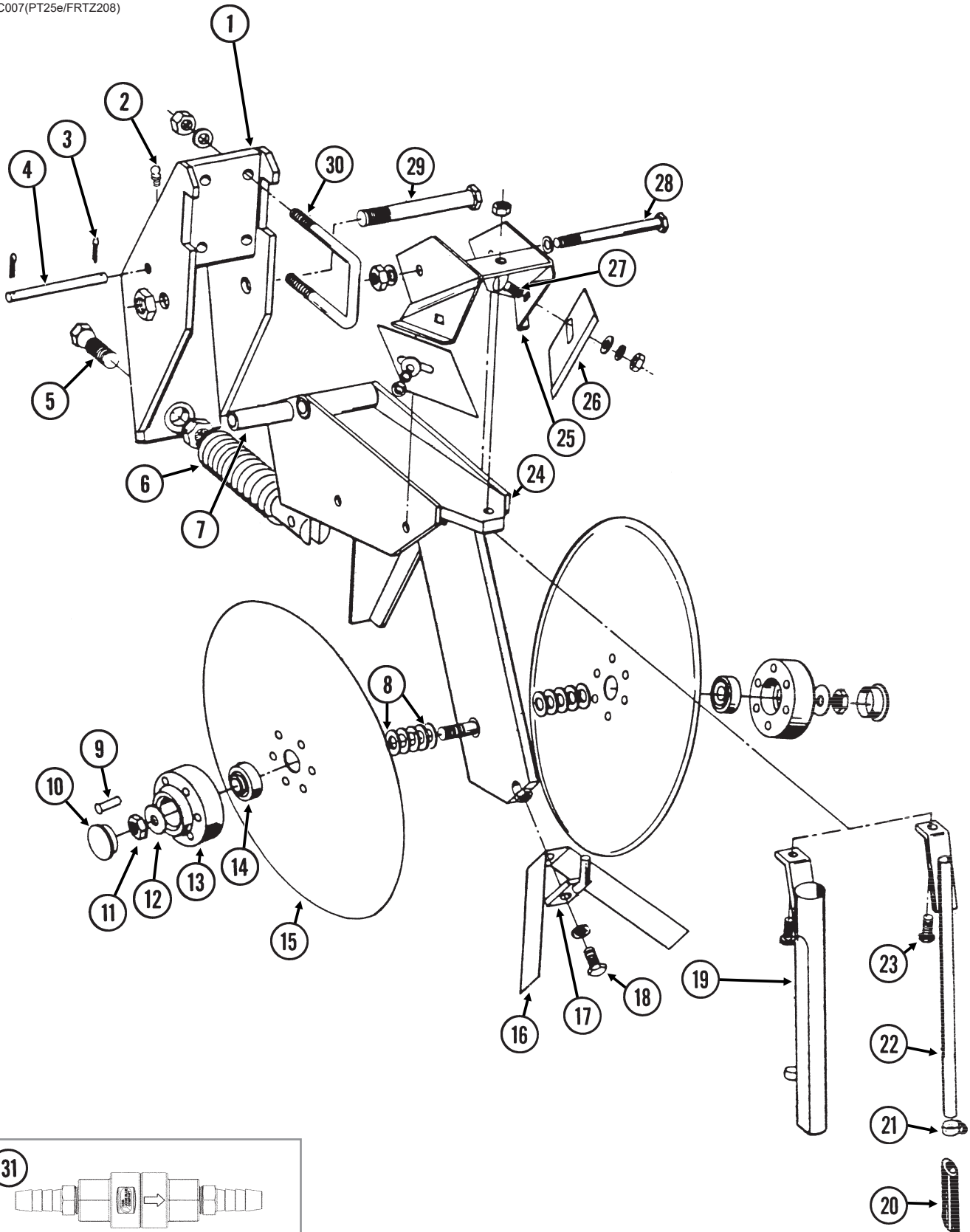
22

ITEM	PART NO.	QTY.	DESCRIPTION
1	---	-	---
2	---	-	---
3	---	-	---
4	GA5600	1	Magnetic Distance Sensor
5	GD8751	-	Magnetic Distance Sensor Pulse Wheel
6	GD13348	-	Insulated Clamp, 11/16"
7	GD8770	1	Bracket
8	G10001	2	Hex Head Cap Screw, 3/8"-16 x 1"
	G10229	2	Lock Washer, 3/8"
	G10101	2	Hex Nut, 3/8"-16
9	GD8771	1	Spring Wave Washer
10	---	-	---
11	GA7856	1	Power Lead Adapter
12	GA9144	-	Monitor/Radar Adapter Cable, 10"
13	G1K267	-	Power Lead Adapter Connector Kit, Includes: (1) Cable Clamp, (1) 3-Pin Connector, (3) Male Terminal Pins
14	G1K268	-	Console Cable Connector Kit, Includes: (1) Cable Clamp, (1) 3-Pin Connector, (1) Lock Ring, (3) Female Terminal Pins
15	GA8046	-	Dust Plug (Black)
	GA9978	-	Dust Plug (Blue)
16	G1K322	-	4-Pin Connector Kit W/Male Housing, (4) Female Socket Contacts and (1) Cable Clamp
17	---	-	Included In Planter Wiring Harness, See Item 2, on <a href="#">page P77</a>
18	GA8021	-	Planter Harness W/Dust Caps, 4 Row (7 Connectors)
	GA8022	-	Planter Harness W/Dust Caps, 6 Row (9 Connectors) (6 Row Mechanical)
	GA7850	-	Planter Harness W/Dust Caps, 8 Row (12 Connectors) (6 Row Vacuum, 8 Row Mechanical/Vacuum)
	GB1090	-	Dust Cap (Included W/GA8021, GA8022, and GA7850)
19	G10745401	-	Seed Tube W/Computerized Sensor
	GA20902	-	Seed Tube (With Holes For Sensor Installation) (Included W/GA21515)
20	GA7859	1	Magnetic Distance Sensor Adapter (Analog To Digital)
21	G8647X	1	KPM III Backlit Console W/Brush (Item 23), Dust Plug (Item 15), Console Mounting Bracket Hardware and Power Harness
	GA12403	-	Mounting Bracket Assembly, Includes: (2) Mounting Brackets, (2) Connector Halves, (1) Compression Spring, (1) Tension Knob, (1) 1/4"-20 x 1 1/4" Hex Head Cap Screw, (1) 1/4" Plastic Washer, (1) 1/4" Steel Washer
	GR1762	-	Console Mounting Bracket Hardware Package, Includes: (3) No. 10-32 x 5/8" Hex Socket Pan Head Plated Screw, (3) 1/4" Plated Lock Washers (Included W/G8647X)
	GA16082	-	Power Harness (Included W/G8647X)
22	GA8047	-	Dust Plug (Black)
	GA9979	-	Dust Plug (Blue)
23	GR0594	-	Brush
24	GR0586	1	Radar Y-Cable (Used To Connect Radar Distance Sensor For Multiple
25	GA7857	-	Adapter Harness, 1'
26	GA7854	-	Extension Harness W/Dust Cap, 15'
	GA7855	-	Extension Harness W/Dust Cap, 30'
	GB1090	-	Dust Cap (Included W/GA7854 and GA7855)
27	GA7853	-	Junction Y-Harness W/Dust Cap
	GB1090	-	Dust Cap (Included W/GA7853)
28	G1K321	-	2-Pin Female Connector Kit (Black), Includes: (3) 2-Pin Female Housings, (6) Pin Contacts, (6) Seals
29	G1K320	-	2-Pin Male Connector Kit (Black), Includes: (3) 2-Pin Male Housings, (6) Socket Contacts, (6) Seals

ITEM	PART NO.	QTY.	DESCRIPTION
30	G1K248	-	3-Pin Female Connector Kit (Black), Includes: (3) 3-Pin Female Housings, (9) Pin Contacts, (9) Seals
	G1K362	-	3-Pin Female Connector Kit (Blue), Includes: (3) 3-Pin Female Housings, (9) Pin Contacts, (9) Seals
31	G1K252	-	3-Pin Male Connector Kit (Black), Includes: (3) 3-Pin Male Housings, (9) Pin Contacts, (9) Seals
	G1K363	-	3-Pin Male Connector Kit (Blue), Includes: (3) 3-Pin Male Housings, (9) Pin Contacts, (9) Seals
32	GD11089	-	Sealing Plug
33	G10229401	2	Hex Head Cap Screw, 3/8"-16 x 8-1/2"
	G11387	1	Flat Washer, 3/8"
	G10108	2	Lock Nut, 3/8"-16
34	GD18118	2	Shaft Sensor Mount
35	GR1415	1	Rotation Sensor
36	GR1414	1	Actuator
37	GD18168	2	Mount
38	G11960	2	Philips Pan Head Machine Screw #8-32 x 1-1/4"
	G11961	2	Flat Washer #8
	G11202	2	Lock Nut W/Nylon Insert, No. 8-32, Stainless Steel
39	GD11474	2	Cover
40	G11202	2	Lock Nut W/Nylon Insert, No. 8-32, Stainless Steel
	G11960	2	Philips Pan Head Machine Screw #8-32 x 1-1/4"
A	GA6147	-	Magnetic Distance Sensor and Mounting Package (Items 4-9)
B	GR1763	-	KPM III Loaner (Display Only)
C	GA13521	-	Shaft Sensor Mounting Pkg. (Items 33, 34, and 37-40)
D	GA13522	-	Shaft Rotation Sensor (1 Sensor, 1 Actuator) (Items 35 and 36)

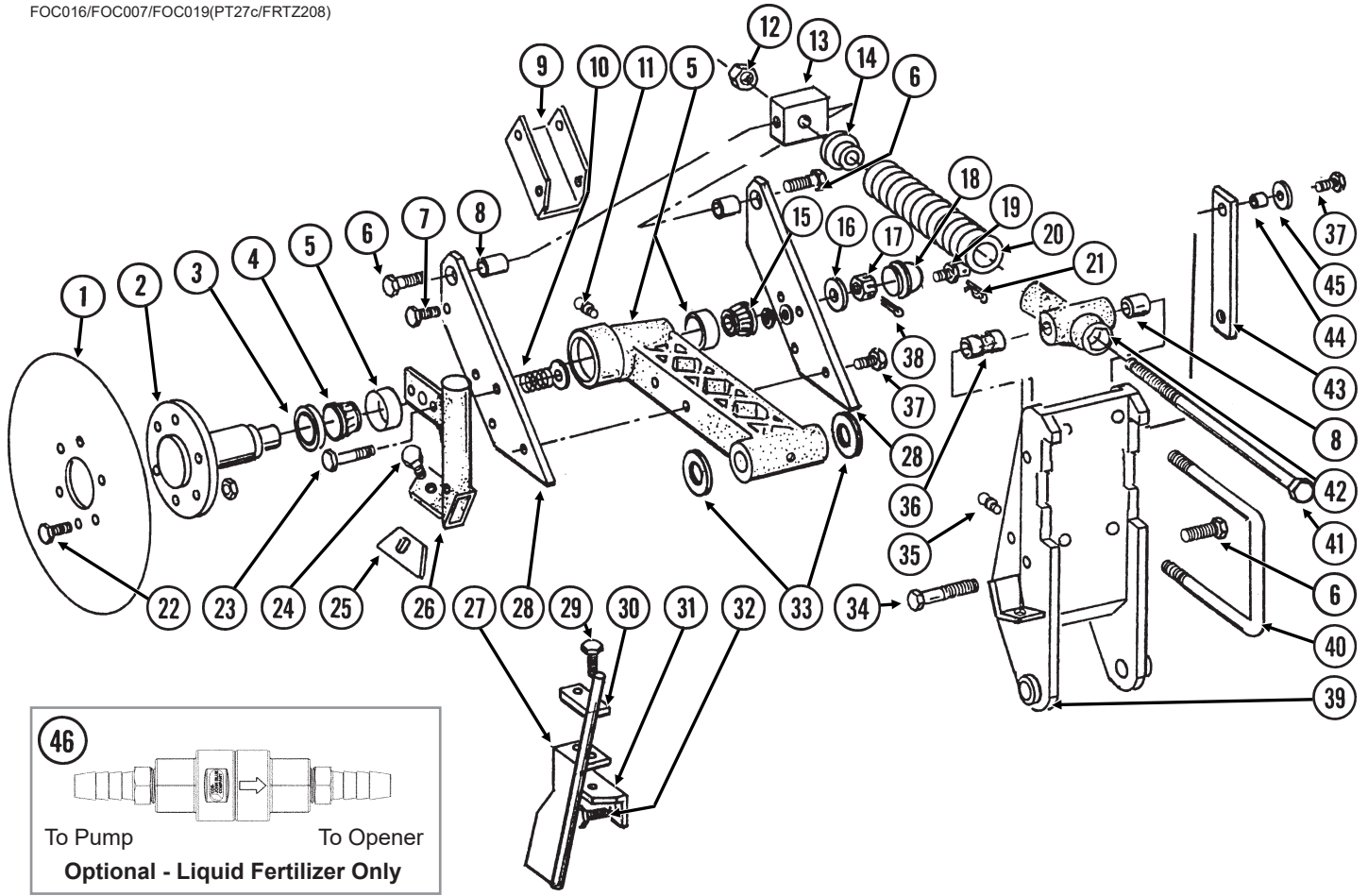
**This page left blank intentionally.**

FOC007(PT25e/FRTZ208)



ITEM	PART NO.	QTY. (Per Assy.)	DESCRIPTION
1	GA8483	1	Bracket
2	G10938	1	Grease Fitting, 1/4"-28, Taper Threads
3	G10451	2	Cotter Pin, 1/8" x 1"
4	GD1657	1	Lockup Pin
5	GD0962	1	Hex Head Adjusting Bolt, 5/8"-18 x 3/4"
	G10499	1	Hex Jam Nut, 5/8"-18, Grade 2
6	GA0328	1	Spring
7	GD0487	1	Bushing, 4 1/4" I.D. x 3 1/2" Long
8	GD30725	-	Machine Bushing, 5/8" (.030" Thick)
9	G10542	12	Rivet, 1/4" x 1 5/16"
10	GD1132	2	Dust Cap
11	G10503	1	Hex Jam Nut, 5/8"-11, Grade 2
	G10504	1	Hex Jam Nut, 5/8"-11, L.H. Thread, Grade 2
12	G10397801	2	Bushing, 1 x .656 x 1
13	GB0134	2	Hub
14	GA2014	2	Bearing
15	GD11306	2	Disc Blade, 3.5 mm x 15"
16	GD2589	1	Inner Scraper
17	GA0312	1	Mount
18	G10019	1	Hex Head Cap Screw, 5/16"-18 x 1"
	G10232	1	Lock Washer, 5/16"
19	GA1369	-	Drop Tube, Dry Fertilizer
20	GD11705	-	Extension
21	G10681	-	Hose Clamp, No. 6
22	GA8685	-	Drop Tube, Liquid Fertilizer
23	G10133	1	Hex Head Cap Screw, 5/16"-18 x 1 1/2"
	G11386	1	Flat Washer, 5/16" SAE
	G10109	1	Lock Nut, 5/16"-18, Grade 8
24	GA9195	1	Shank
25	GA0810	1	Scraper Mount
26	GD1673	2	Scraper
27	G10305	2	Carriage Bolt, 3/8"-16 x 1"
	G11387	2	Flat Washer, 3/8" SAE
	G10229	2	Lock Washer, 3/8"
	G10101	2	Hex Nut, 3/8"-16
28	G10045	1	Hex Head Cap Screw, 1/2"-13 x 4 1/2"
	G10111	1	Lock Nut, 1/2"-13
29	G10046	1	Hex Head Cap Screw, 5/8"-11 x 5"
	G10107	1	Lock Nut, 5/8"-11
30	GD1138	2	U-Bolt, 2 1/2" x 2 1/2" x 1/2"-13
	G10228	4	Lock Washer, 1/2"
	G10102	4	Hex Nut, 1/2"-13
31	GA15416	1	Check Valve Assembly
	GA15415	1	Check Valve (Included W/GA15416)
	G11436	2	Hose Barb, 1/4" Male NPT To 3/8" Barb (Included W/GA15416)
A	GA8845	-	Disc Blade and Bearing Assembly (Items 9 and 13-15)

FOC016/FOC007/FOC019(PT27c/FRTZ208)



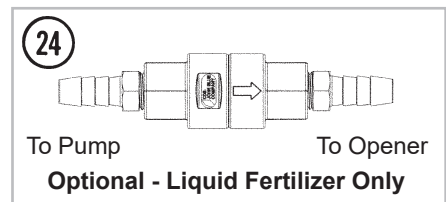
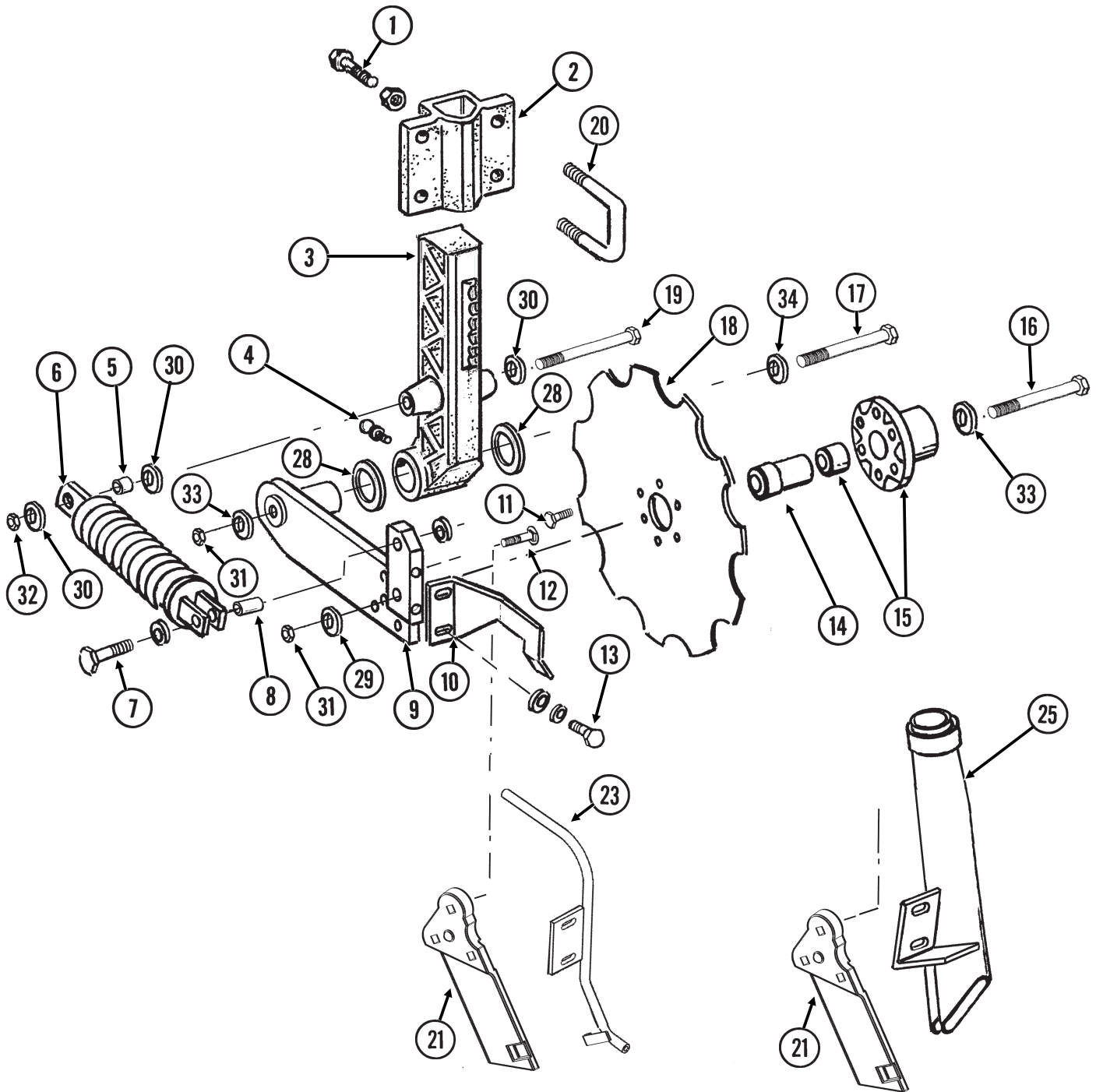
ITEM	PART NO.	QTY. (Per Assy.)	DESCRIPTION
1	GD7900	1	Disc Blade, 18"
	GD8247	-	Disc Blade, 20" (Optional)
2	GB0205	1	Spindle
3	GA4286	1	Seal
4	GA4287	1	Bearing
5	GA5887	1	Arm W/Cups and Washers
	GD6553	-	Inner Cup (Included W/GA5887)
	GR0188	-	Outer Cup (Included W/GA5887)
	G11391	3	Flat Washer, 5/8" SAE (Included W/GA5887)
6	G10007	3	Hex Head Cap Screw, 5/8"-11 x 1 1/2"
7	G10001	2	Hex Head Cap Screw, 3/8"-16 x 1"
	G10108	2	Lock Nut, 3/8"-16
8	GB0218	3	Bushing, 2 1/32" I.D. x 7/8" O.D. x 1 9/32" Long
9	GD8238	1	Channel
10	GD7962	2	Spring
11	G10641	2	Grease Fitting, 1/8" NPT
12	G10105	3	Hex Nut, 3/4"-10
13	GD7908	1	Tap Block
14	GD34923	1	Spring Seat
15	GA0237	1	Bearing
16	G10220	1	Machine Bushing, 1 1/16", 10 Gauge



ITEM	PART NO.	QTY. (Per Assy.)	DESCRIPTION
17	G10507	1	Slotted Nut, 1"-14
18	GD1104	1	Dust Cap
19	GD8276	1	Pin
	G10237	1	Lock Washer, 7/16"
	G10100	1	Hex Nut, 7/16"-14
20	GD10273	1	Compression Spring
21	G10592	1	Hair Pin Clip, No. 11
22	G10594	6	Bolt, 1/2"-13 x 1 1/2"
	G10111	6	Lock Nut, 1/2"-13
23	G10049	2	Hex Head Cap Screw, 3/8"-16 x 2 1/2"
	G11387	2	Flat Washer, 3/8" SAE
	G10108	2	Lock Nut, 3/8"-16
24	G10599	1	Carriage Bolt, 3/8"-16 x 1 1/4"
	G11387	1	Flat Washer, 3/8" SAE
	G10229	1	Lock Washer, 3/8"
	G10101	1	Hex Nut, 3/8"-16
25	GD7912	1	Scraper
26	GB0210	-	Drop Tube, R.H., Dry Fertilizer
	GB0209	1	Drop Tube, L.H., Dry Fertilizer (Shown)
27	GA8689	1	Drop Tube, L.H., Liquid Fertilizer (Shown)
	GA8688	-	Drop Tube, R.H., Liquid Fertilizer
28	GD8224	2	Bar
29	G10004	2	Hex Head Cap Screw, 3/8"-16 x 1 1/4"
	G10229	2	Lock Washer, 3/8"
30	GD10487	1	Clamp
31	GD10304	-	Angle, R.H.
	GD10303	1	Angle, L.H. (Shown)
32	G10016	2	Hex Head Cap Screw, 1/2"-13 x 2"
	G10111	2	Lock Nut, 1/2"-13
33	G10322	-	Machine Bushing, 1 1/4", 18 Gauge (As Required)
34	G10862	1	Hex Head Cap Screw, 5/8"-11 x 3 1/4"
	G11391	2	Flat Washer, 5/8" SAE
	G10230	1	Lock Washer, 5/8"
35	G10640	1	Grease Fitting, 1/4"-28
36	GD10242	1	Bushing, 2 1/4"
37	G10039	5	Hex Head Cap Screw, 1/2"-13 x 1 3/4"
	G10111	5	Lock Nut, 1/2"-13
38	G10459	1	Cotter Pin, 3/16" x 1 1/2"
39	GA7240	-	Opener Mount, R.H.
	GA7239	1	Opener Mount, L.H. (Shown)
40	GD1114	2	U-Bolt, 7" x 7" x 5/8"-11 (8 1/2" Long)
	GD14559	-	U-Bolt, 7" x 7" x 5/8"-11 (9" Long)
	G10230	4	Lock Washer, 5/8"
	G10104	4	Hex Nut, 5/8"-11
41	GD7907	1	Special Bolt
42	GB0206	1	Rod Guide
43	GD8239	1	Storage Strap
44	GD7904-02	1	Sleeve, 1/2" x 1/2" Long
45	G11389	3	Flat Washer, 1/2" SAE
46	GA15416	-	Check Valve, Low Rate
	GA15415	1	Check Valve (Included W/GA15416)
	G11436	2	Hose Barb, 1/4" Male NPT To 3/8" Barb (Included W/GA15416)

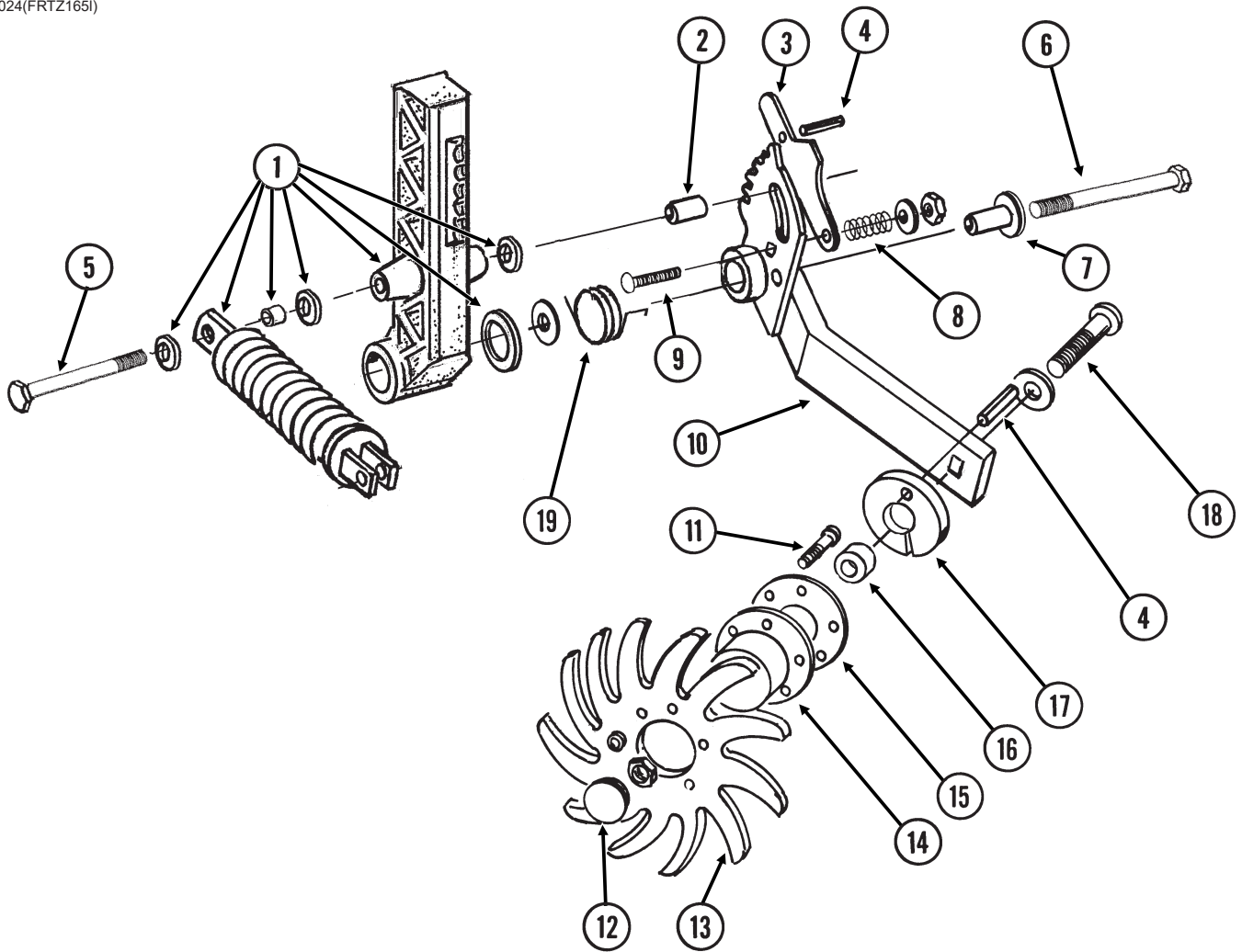
(FRTZ268b/A15416)

NOTE: R.H. and L.H. is determined by which side of blade it is on in the direction of travel.



ITEM	PART NO.	QTY. (Per Assy.)	DESCRIPTION
1	G10017	3	Hex Head Cap Screw, 1/2"-13 x 1 1/2"
	G10102	3	Hex Nut, 1/2"-13
2	GB0400	1	Mount, R.H.
	GB0405		Mount, L.H. (Shown)
3	GB0296	1	Arm, 13 1/2"
4	G10640	1	Grease Fitting, 1/4"-28
5	GD12685	1	Bushing, 3/4" O.D. x 1/2" Long
6	GA6966	1	Compression Spring Assembly
7	G10047	1	Hex Head Cap Screw, 3/8"-16 x 1 3/4"
	G11387	2	Flat Washer, 3/8" SAE
	G10108	1	Lock Nut, 3/8"-16
8	GD1026	1	Sleeve, 1 3/16" Long
9	GA9433	1	Pivot Arm, L.H. (Shown)
	GA9434	-	Pivot Arm, R.H.
10	GD11557	1	Scraper, L.H. (Shown)
	GD11558	-	Scraper, R.H.
11	G10002	6	Hex Head Cap Screw, 3/8"-16 x 3/4"
12	G10306	3	Carriage Bolt, 3/8"-16 x 2"
	G10108	3	Lock Nut, 3/8"-16
13	G10991	2	Hex Head Cap Screw, 5/16"-18 x 7/8"
	G10232	2	Lock Washer, 5/16"
	G11386	6	Flat Washer, 5/16" SAE
14	GD12679	1	Stepped Spacer, 3" Long
15	GA9437	1	Hub W/Bearing
	GA8603	-	Bearing, Double Row
16	G10011	1	Hex Head Cap Screw, 5/8"-11 x 5 1/2"
17	G10046	1	Hex Head Cap Screw, 5/8"-11 x 5"
18	GD12676	1	Disc Blade, Notched, 16 3/4"
19	G10871	1	Hex Head Cap Screw, 1/2"-13 x 6"
20	GD13287	2	U-Bolt, 1 1/2" x 2 1/2" x 1/2"-13
	G11389	4	Flat Washer, 1/2" Plated SAE
	G10111	4	Lock Nut, 1/2"-13
21	GB0323	1	Knife, L.H. (Shown)
	GB0322	-	Knife, R.H.
22			
23	GA10047	1	Drop Tube, L.H., Dry Fertilizer
	GA10048	-	Drop Tube, R.H., Dry Fertilizer (Shown)
24	GA15416	1	Check Valve Assembly
	GA15415	1	Check Valve
	G11436	2	Hose Barb, 1/4" Male NPT To 3/8" Barb
25	GA10047	1	Drop Tube, L.H., Dry Fertilizer
	GA10048	-	Drop Tube, R.H., Dry Fertilizer (Shown)
26			
27			
28	G10450	-	Machine Bushing, 1 1/2", 18 Gauge (As Required)
29	GD12677	1	Washer, 1 1/2" O.D., 7 Gauge, Hardened
30	G11389	-	Flat Washer, 1/2" Plated SAE
31	G10107	-	Lock Nut, 5/8"-11
32	G10111	-	Lock Nut, 1/2"-13
33	G11391	-	Flat Washer, 5/8" SAE
34	G10217	-	Washer, 5/8" USS

DFC024(FRTZ165I)

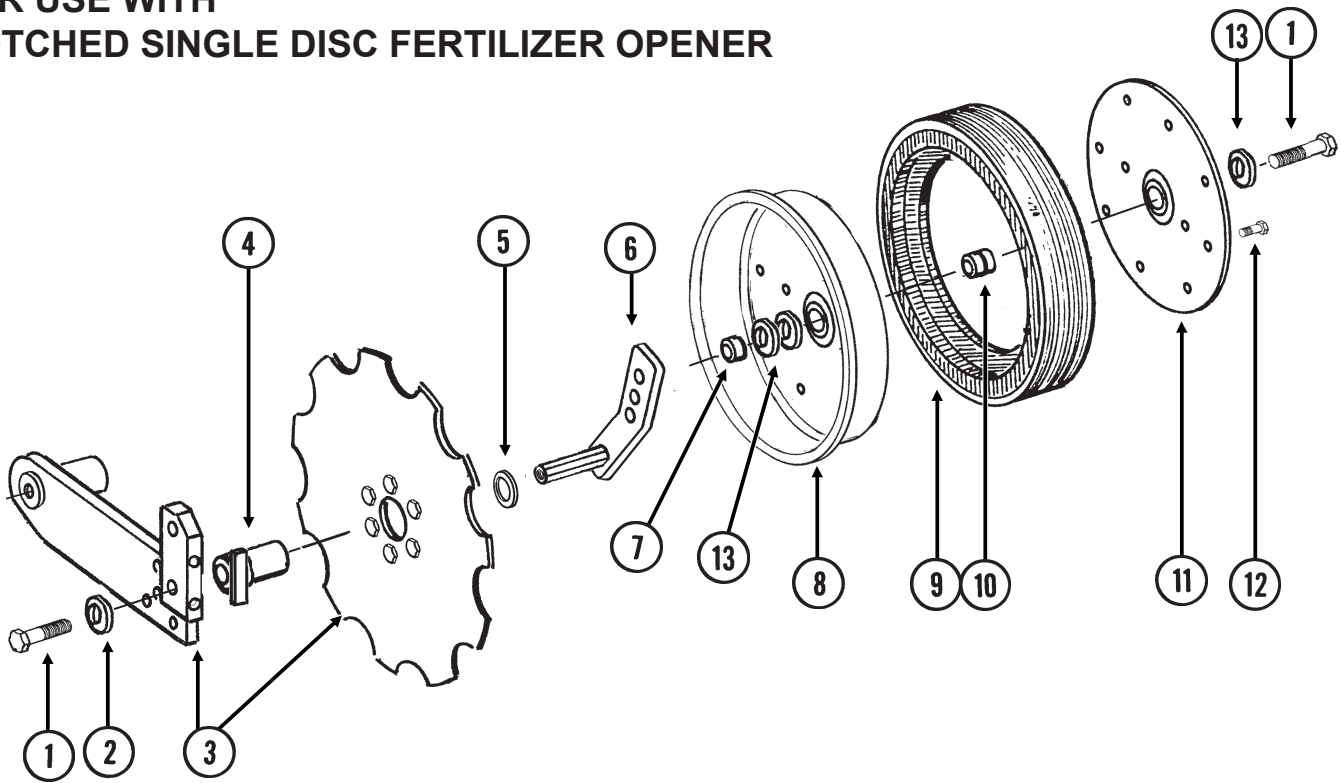


## Residue Wheel Attachment for Notched Single Disc Fertilizer Opener

ITEM	PART NO.	QTY. (Per Assy.)	DESCRIPTION
1	---	-	<a href="#">See "Notched Single Disc Fertilizer Opener" on page P86</a>
2	GD12684	1	Bushing, 1 $\frac{1}{3}$ " Long
3	GD11178	1	Adjustment Lever
4	G10603	2	Spring Pin, $\frac{1}{4}$ " x 1 $\frac{1}{4}$ "
5	G11034	1	Hex Head Cap Screw, $\frac{1}{2}$ "-13 x 7"
	G10111	1	Lock Nut, $\frac{1}{2}$ "-13
6	G10830	1	Hex Head Cap Screw, $\frac{5}{8}$ "-11 x 7 $\frac{1}{2}$ "
	G11391	1	Flat Washer, $\frac{5}{8}$ " SAE
	G10107	1	Lock Nut, $\frac{5}{8}$ "-11
7	GD11836	1	Sleeve, 2 $\frac{1}{8}$ " Long
8	GD7962	1	Spring
9	G10306	1	Carriage Bolt, $\frac{3}{8}$ "-16 x 2"
	G11387	1	Flat Washer, $\frac{3}{8}$ " SAE
	G10108	1	Lock Nut, $\frac{3}{8}$ "-16
10	GA7999	1	Mount W/Grease Fitting, L.H. (Shown)
	GA7998	-	Mount W/Grease Fitting, R.H.
	G10640	-	Grease Fitting, $\frac{1}{4}$ "-28 (Included W/GA7999 and GA7998)
11	G10133	6	Hex Head Cap Screw, $\frac{5}{16}$ "-18 x 1 $\frac{1}{2}$ "
	G10109	6	Lock Nut, $\frac{5}{16}$ "-18, Grade 8
12	GD1132	2	Dust Cap
13	GD10552	2	Wheel, 12 Tine, $\frac{3}{8}$ " x 12"
14	GA5654	1	Hub W/Bearings
	GA2014	-	Bearing (Included W/GA5654)
15	GD9724	1	Backing Plate
16	GD7817-04	1	Spacer, $1\frac{1}{16}$ " I.D. x $\frac{1}{2}$ " Long
17	GD11188	1	Spacer
18	G10908	1	Carriage Bolt, $\frac{5}{8}$ "-11 x 3"
	G10503	1	Hex Jam Nut, $\frac{5}{8}$ "-11, Grade 2
19	GD11265	1	Spring, L.H. (Shown)
	GD11266	-	Spring, R.H.
A	GA7445	-	Wheel Assembly, 12 Tine, L.H. (Items 11 and 13-15)(Shown)
	GA7446	-	Wheel Assembly, 12 Tine, R.H. (Items 11 and 13-15)

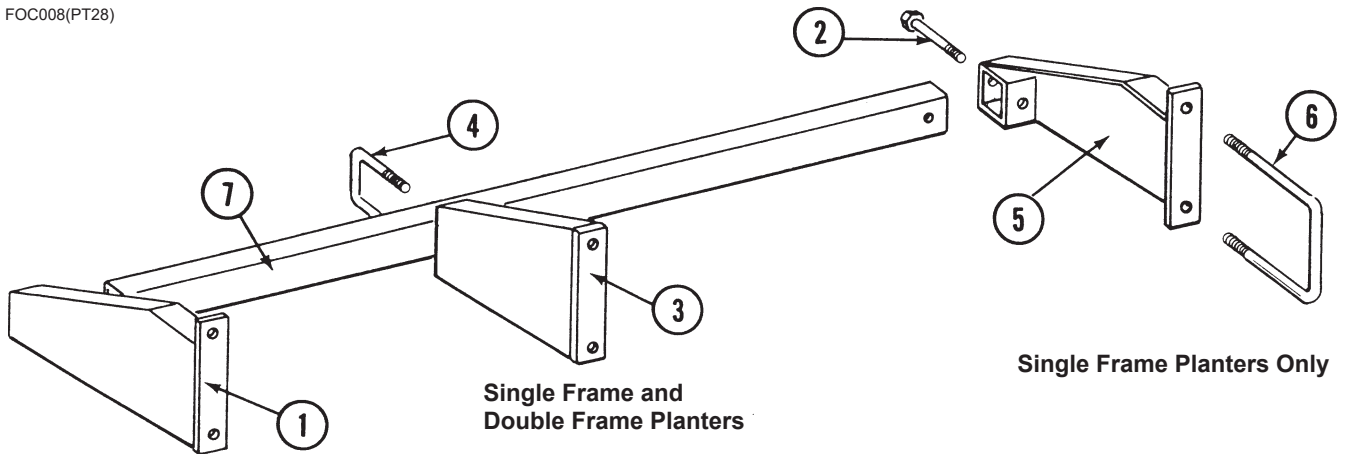
(FRTZ256)

**FOR USE WITH  
NOTCHED SINGLE DISC FERTILIZER OPENER**



ITEM	PART NO.	QTY. (Per Assy.)	DESCRIPTION
1	G10010	2	Hex Head Cap Screw, 5/8"-11 x 3"
2	G11391	1	Flat Washer, 5/8" SAE
3	---	-	<a href="#">See "Notched Single Disc Fertilizer Opener" on page P86</a>
4	GA9472	1	Blade Mount
5	G10233	1	Machine Bushing, 1", 10 Gauge
6	GA10037	1	Wheel Mount, L.H. (Shown)
	GA10036	1	Wheel Mount, R.H.
7	GD13309	1	Spacer
8	GD11423	1	Half Wheel
9	GD11953	1	Offset Tire
10	GA6171	1	Bearing
11	GD11954	1	Half Wheel Cover, Nylon
12	G10961	11	Flanged Whiz Lock Screw, 5/16"-18 x 3/4", No Serration
	G10620	11	Serrated Flange Nut, 5/16"-18
13	G10397801	-	Bushing, 1 x .656 x 1 (As Required)
A	GA8877	-	Gauge Wheel Complete (Items 8-12)

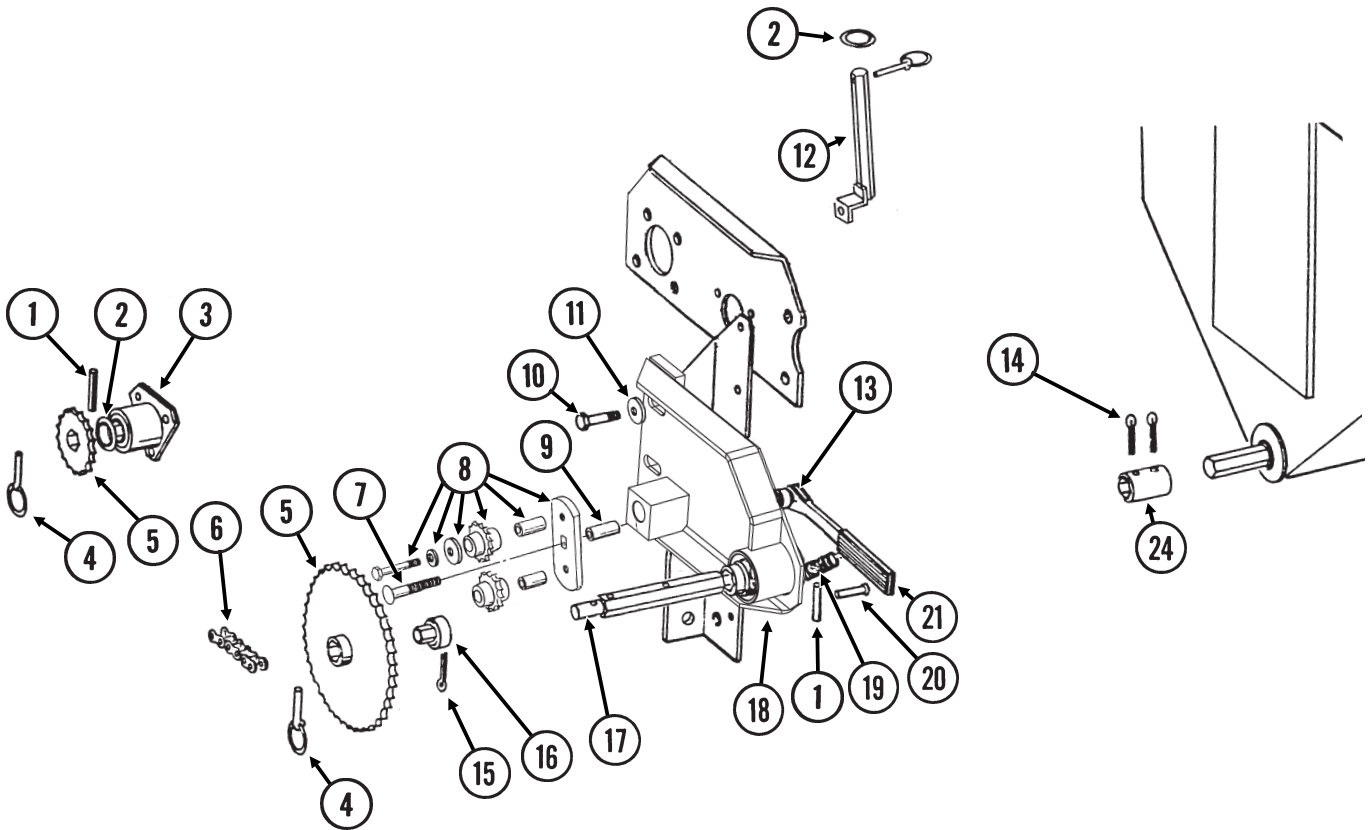
FOC008(PT28)



Single Frame Planters Only

ITEM	PART NO.	QTY.	DESCRIPTION
1	GA5231	1	Support, L.H., Single Frame Planters Only
2	G10035	2	Hex Head Cap Screw, 1/2"-13 x 4"
	G10228	2	Lock Washer, 1/2"
	G10102	2	Hex Nut, 1/2"-13
3	GA5237	1	Support, 19" Long, L.H. (Shown), 8 Row Single Frame Planters
	GA5236	1	Support, 19" Long, R.H., 8 Row Single Frame Planters
	GA9431	1	Support, 18 1/8" Long, L.H., 8 Row Double Frame Planters
	GA9430	1	Support, 18 1/8" Long, R.H., 8 Row Double Frame Planters
4	GD1138	2	U-Bolt, 2 1/2" x 2 1/2" x 1/2"-13
	G10228	4	Lock Washer, 1/2"
	G10102	4	Hex Nut, 1/2"-13
5	GA5230	1	Support, R.H., Single Frame Planters Only
6	GD1114	2	U-Bolt, 7" x 7" x 5/8"-11
	G10230	4	Lock Washer, 5/8"
	G10104	4	Hex Nut, 5/8"-11
7	GD1685-13	1	Toolbar, 2 1/2" x 2 1/2" x 165", 6 Row
	GD1685-16	-	Toolbar, 2 1/2" x 2 1/2" x 225", 8 Row
A	G6795X	-	Support Bundle (Items 1, 2, 4, 5 and 6)

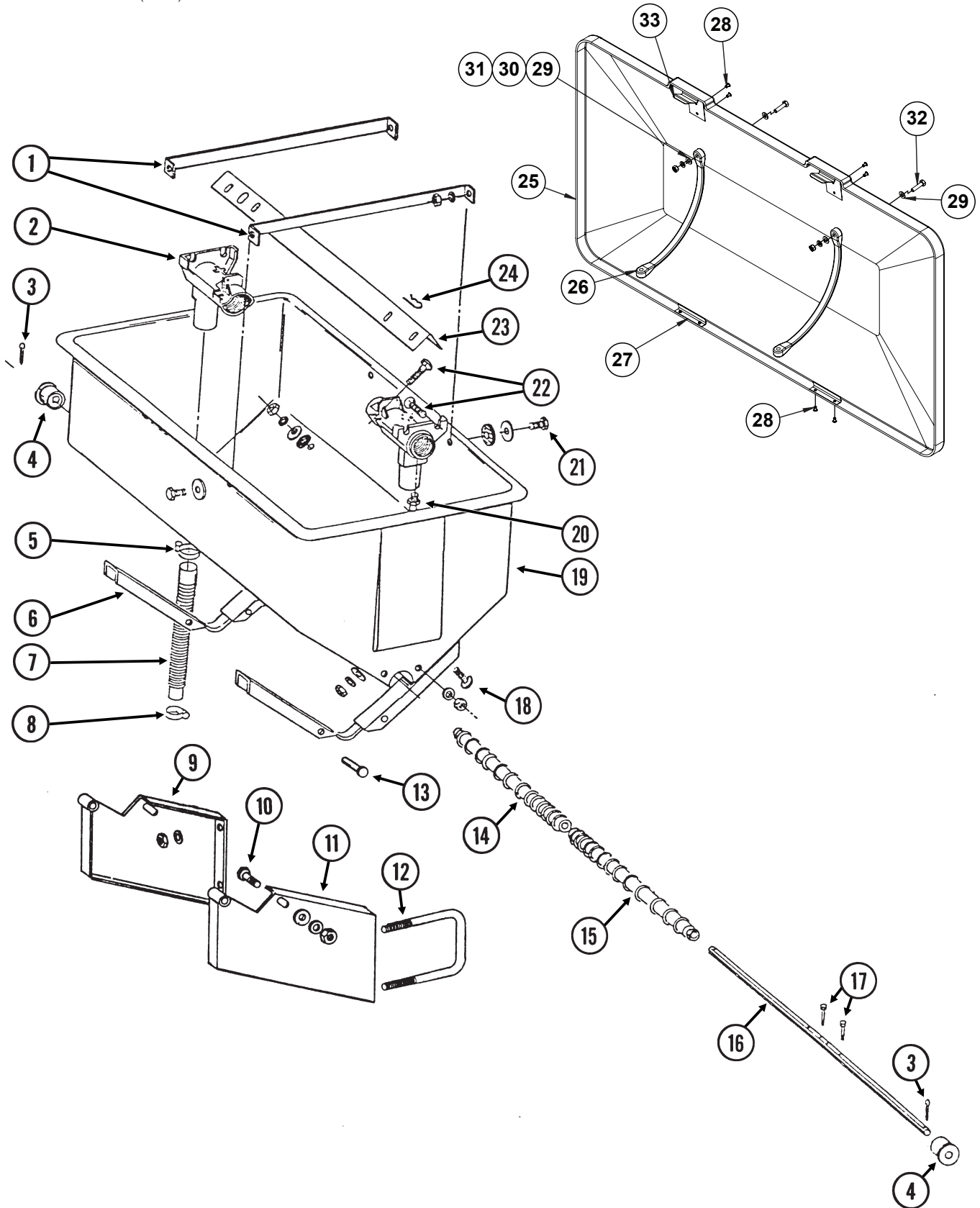
(PT29f)





ITEM	PART NO.	QTY.	DESCRIPTION
1	G10602	2	Spring Pin, ¼" x 1½"
2	G10233	2	Machine Bushing, 1", 10 Gauge
3	GA5223	1	Spacer W/Bearing
	GA5116	-	Bearing, ⅞" Hex Bore, Cylindrical (Included W/GA5116)
4	GD2558	3	Lynch Pin, ¼"
5	GA5105	1	Sprocket, 15 Tooth
	GA5107	1	Sprocket, 19 Tooth
	GA5114	1	Sprocket, 30 Tooth
	GA5115	1	Sprocket, 33 Tooth
	GA6337	1	Sprocket, 35 Tooth
6	G3310-98	1	Chain, No. 40, 98 Pitch Including Connector Link
	GR0912	-	Connector Link, No. 40
7	G10419	1	Carriage Bolt, ½"-13 x 4½"
	G10111	1	Lock Nut, ½"-13
8	GA7336	1	Idler W/Bolt-On Sprockets
	GD7426	-	Sprocket, 12 Tooth (Included W/GA7336)
	GD1026	-	Sleeve, 1⅜" Long (Included W/GA7336)
	G11387	-	Flat Washer, ⅜" SAE (Included W/GA7336)
	G10229	-	Lock Washer, ⅜" (Included W/GA7336)
	G10047	-	Hex Head Cap Screw, ⅜"-16 x 1¾" (Included W/GA7336)
9	GD3180-17	1	Sleeve, ⅝" I.D. x ⅞" O.D. x 2⅝" Long
10	G10053	2	Hex Head Cap Screw, ½"-13 x 2½"
	G10585	1	Hex Head Cap Screw, ½"-13 x 3¼"
	G10033	1	Hex Head Cap Screw, ½"-13 x 3½"
	G10016	2	Hex Head Cap Screw, ½"-13 x 2"
	G10228	2	Lock Washer, ½"
	G10102	2	Hex Nut, ½"-13
11	G11389	2	Flat Washer, ½" Plated SAE
12	GA7313	1	Sprocket Storage Rod
13	GD10161	1	Spacer, ⅜"
14	G10460	-	Cotter Pin, ¼" x 2"
15	G10821	1	Clevis Pin, ⅜" x 2"
	G10455	-	Cotter Pin, ⅜" x ½"
16	GD7127	1	Shear Coupler
17	GD7870	1	Shaft, 7"
18	GA21798	1	Plate W/Bearings and Grease Fitting
	GA5116	-	Bearing, ⅞" Hex Bore, Cylindrical (Included W/GA21798)
	GA5624	-	Special Bearing, ⅞" Hex Bore x 1.6" (Included W/GA21798)
	G10640	-	Grease Fitting, ¼"-28 (Included W/GA21798)
19	GD5857	1	Spring
20	G10408	1	Clevis Pin, ⅜" x ¾"
	G10409	1	Retaining Ring, ⅜"
21	GA4235	1	Ratchet Arm W/Protective Closure
	G10445	-	Protective Closure
22	---	-	---
23	---	-	---
24	GD5886	-	Coupler, 1¾"

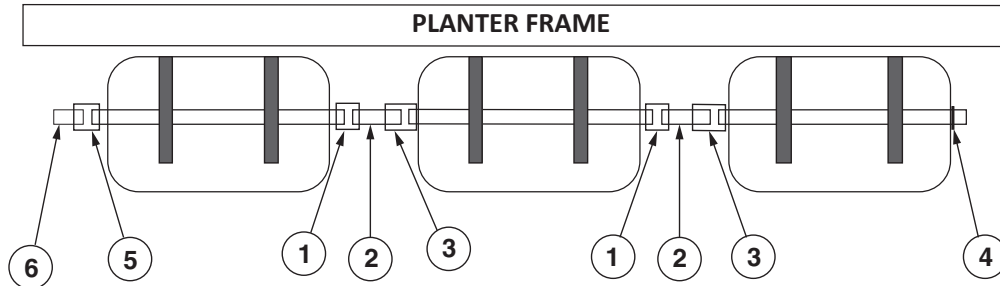
DFC009/DFC014/DFC018(PT30a)



ITEM	PART NO.	QTY. (Per Hopper)	DESCRIPTION
1	GD1209	2	Strap
2	GD1200	2	Outlet Housing
3	G10460	2	Cotter Pin, 1/4" x 2"
4	GB0200	2	Bearing
5	G10676	2	Hose Clamp, No. 36, Stainless Steel
6	GA5652	2	Saddle
7	GD21398	2	Rubber Tube
8	G10672	2	Hose Clamp, No. 28
9	GA0864	1	Hopper Mount, R.H.
10	G10037	2	Hex Head Cap Screw, 1/2"-13 x 1 1/4"
	G11389	2	Flat Washer, 1/2" SAE
	G10228	2	Lock Washer, 1/2"
	G10102	2	Hex Nut, 1/2"-13
11	GA0863	1	Hopper Mount, L.H.
12	GD1114	2	U-Bolt, 7" x 7" x 5/8"-11
	G10177	-	Hex Head Cap Screw, 5/8"-11 x 9 1/2"
	G10230	4	Lock Washer, 5/8"
	G10104	4	Hex Nut, 5/8"-11
13	G10561	2	Clevis Pin, 1/2" x 3"
	G10451	2	Cotter Pin, 1/8" x 1"
14	GB0198	1	Auger, R.H.
15	GB0199	1	Auger, L.H.
16	GD7848	1	Shaft
17	G10587	2	Hex Head Cap Screw, 1/4"-20 x 2", Stainless Steel
	G10588	2	Hex Nut, 1/4"-20, Stainless Steel
18	G10303	8	Carriage Bolt, 5/16"-18 x 1"
	G10201	8	Special Washer, 3/8" x 1 1/2" O.D.
	GD1213	8	Rubber Washer
	G10232	8	Lock Washer, 5/16"
	G10106	8	Hex Nut, 5/16"-18
19	GD1379	1	Hopper
20	G10640	2	Grease Fitting, 1/4"-28
21	G10171	4	Hex Head Cap Screw, 5/16"-18 x 1 1/4"
	G10201	4	Special Washer, 3/8" x 1 1/2" O.D.
	GD1213	4	Rubber Washer
	G10232	4	Lock Washer, 5/16"
	G10106	4	Hex Nut, 5/16"-18
22	G10303	8	Carriage Bolt, 5/16"-18 x 1"
	G11386	8	Flat Washer, 5/16" SAE
	G10232	8	Lock Washer, 5/16"
	G10106	8	Hex Nut, 5/16"-18
23	GD1207	1	Baffle
24	G10670	2	Hair Pin Clip, No. 3
25	GD1654	1	Hopper Lid w/ Kinze Logo
26	GD1210	2	Rubber Strap
27	GD2412	2	Rear Retainer
28	G10655	8	Rivet, 3/16" x 13/32"
29	G11386	4	Flat Washer, 5/16" SAE
30	G10232	2	Lock Washer, 5/16"
31	G10106	2	Hex Nut, 5/16"-18
32	G10171	2	Hex Head Cap Screw, 5/16"-18 x 1 1/4"
33	GD1380	2	Front Clip
A	GA5666	-	Hopper Sub-Assembly (Items 2,6,18,19, 22 and 24)
B	GA5667	-	Hopper Hardware Box (Items 1, 3, 4, 14-17, 21, 23 and 26)
C	GA0898	-	Hopper Lid w/ Kinze Logo (Items 25-33)

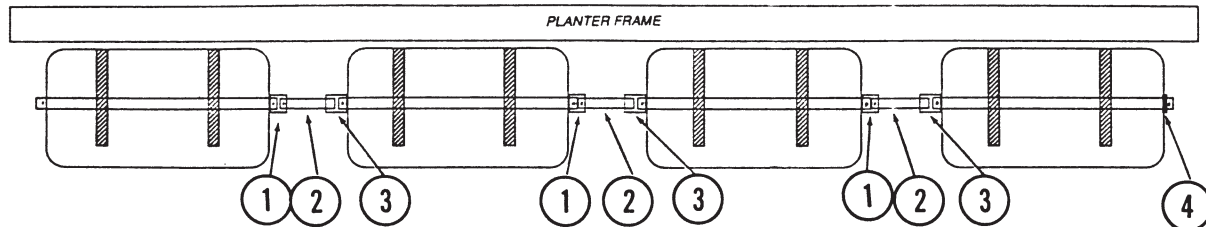
RH101190(PT31/PT32/PT33/PT34/PT35)

**6 Row**



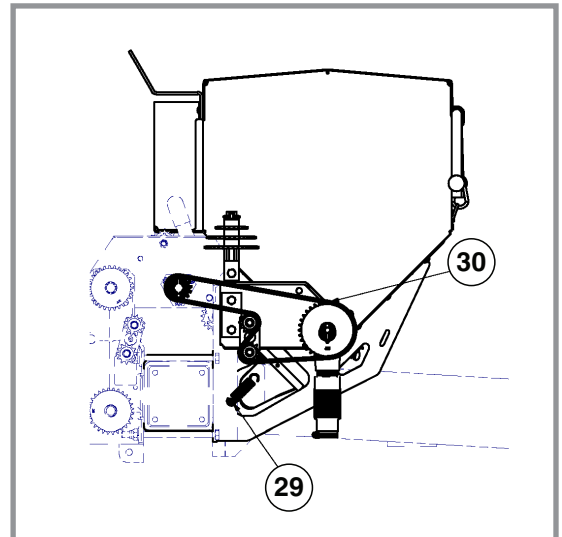
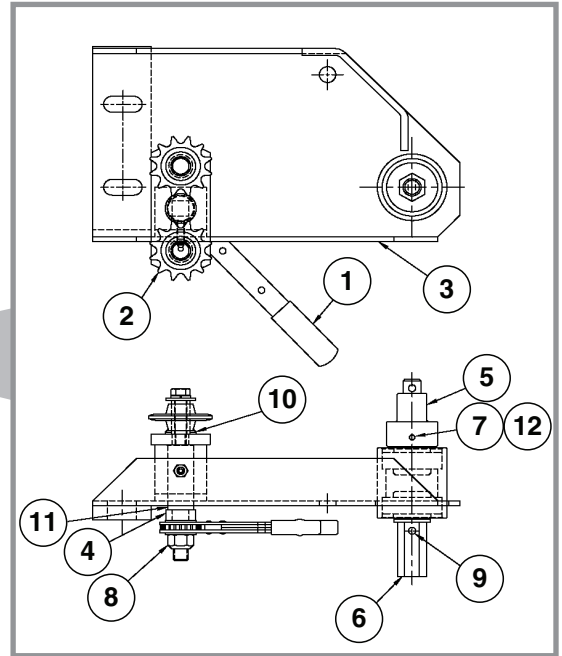
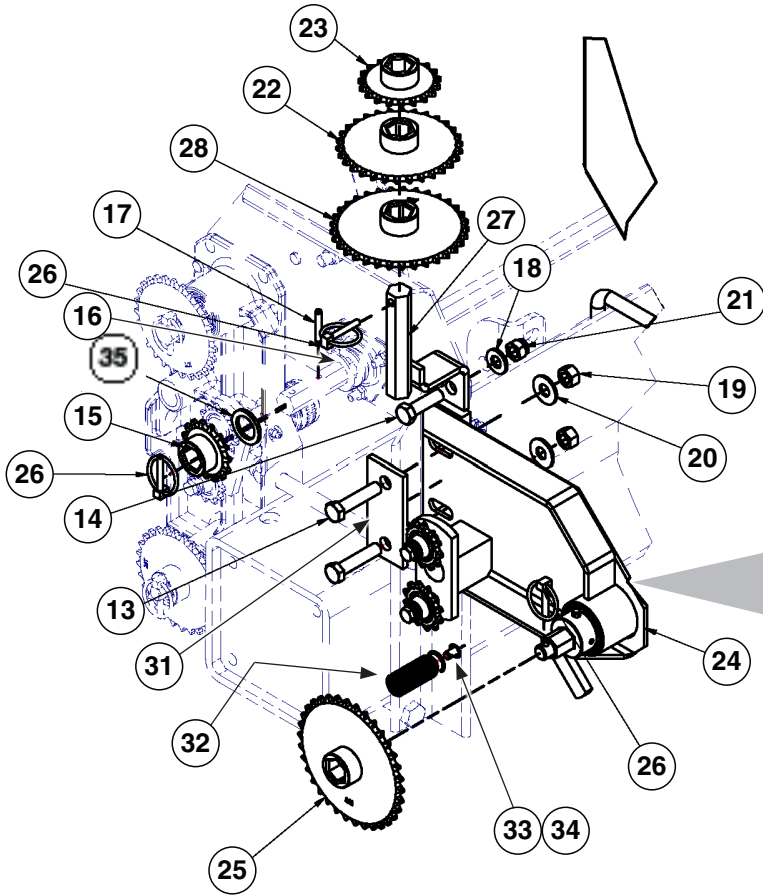
ITEM	PART NO.	QTY.	DESCRIPTION
1	GD5886	2	Coupler, 1 $\frac{3}{4}$ "
2	G10216501	2	Hex Shaft, $\frac{7}{8}$ " x 12"
3	GD7867	2	Coupler, 3"
4	G10233	2	Machine Bushing, 1", 10 Gauge
5	GD5961	1	Coupler, 2- $\frac{1}{4}$ "
6	G10216502	1	Hex Shaft, $\frac{7}{8}$ " x 3.75"

**8 Row**



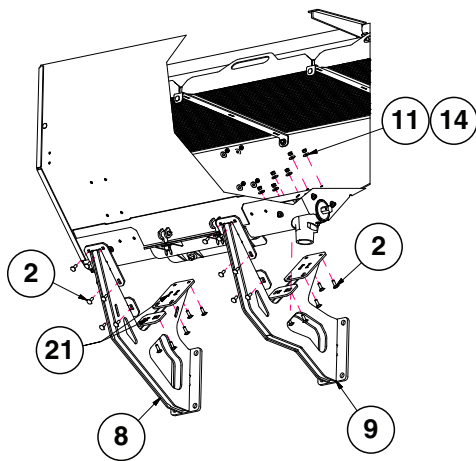
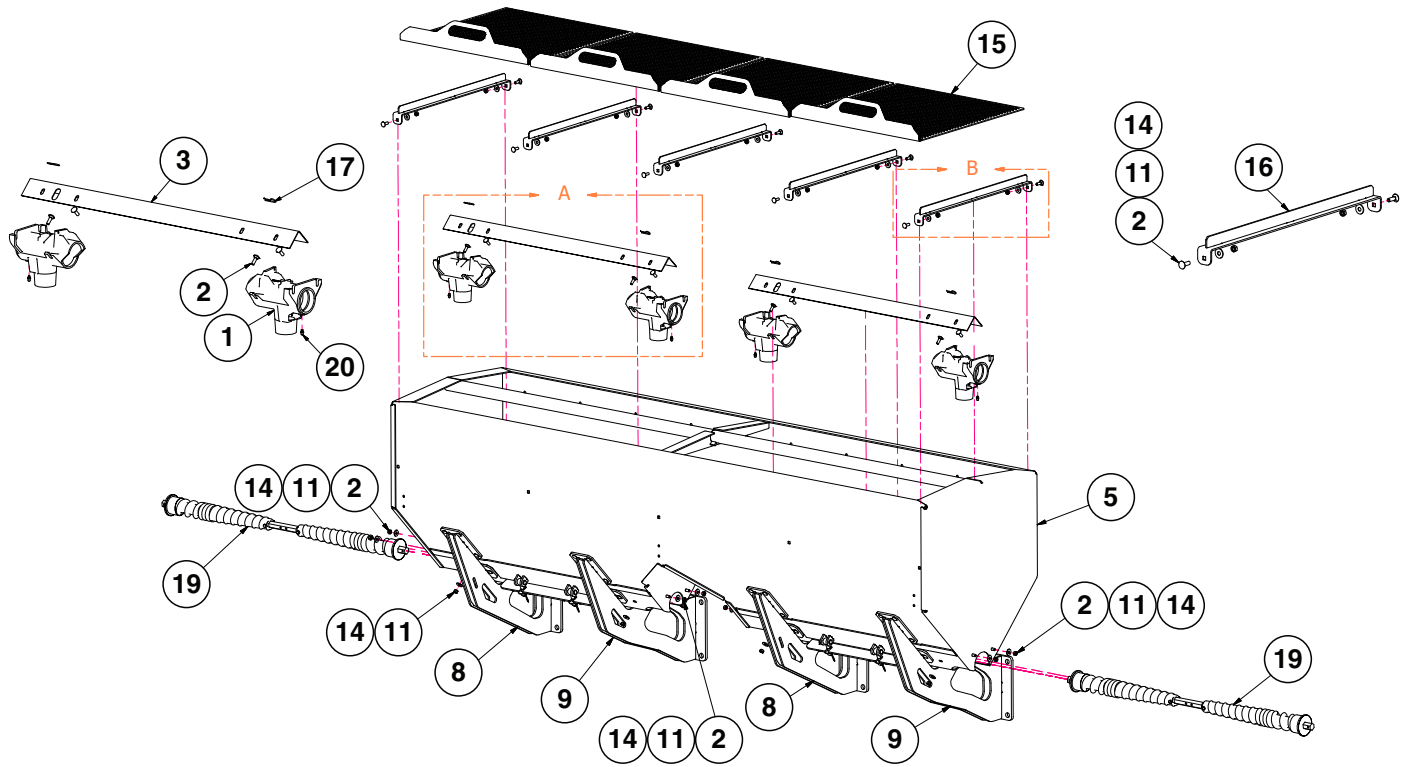
ITEM	PART NO.	QTY.	DESCRIPTION
1	GD5886	-	Coupler, 1 $\frac{3}{4}$ "
2	GD2548-15.5	-	Hex Shaft, $\frac{7}{8}$ " x 15 $\frac{1}{2}$ " (1 Hole)
3	GD7867	-	Coupler, 3"
4	G10233	2	Machine Bushing, 1", 10 Gauge

(11040301/A6121)

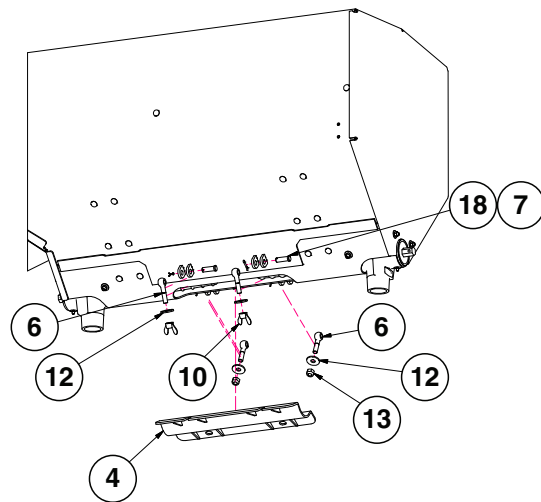


ITEM	PART NO.	QTY.	DESCRIPTION
1	GA4235	1	Ratchet Wrench Assembly
2	GA7336	1	Double Idler Sprocket
3	GA21798	1	Fertilizer Transmission Assembly
4	GD10161	1	Spacer Idler Sprocket
5	GD7127	1	Shear Coupler
6	GD7870	1	Hex Shaft
7	G10821	1	Clevis Pin, 3/16" x 2"
8	G10111	1	Hex Locknut, 1/2"-13
9	G10602	1	Spring Pin, 1/4" x 1-1/2"
10	G10419	1	Carriage Bolt, 1/2"-13 x 4-1/2"
11	GD3180-17	1	Sleeve, 7/8" O.D. x .635 I.D. x 2-5/16"
12	G10455	1	Cotter Pin, 1/16" x 1/2"
13	G10016	2	Hex Head Cap Screw, 1/2"-13 x 2"
14	G10017	1	Hex Head Cap Screw, 1/2" x 1-1/2"
15	GA5105	1	Sprocket No. 40, 15 Tooth
16	G10233	1	Bushing, 1-1/2" x 1-1/32" x 10
17	G10602	1	Spring Pin, 1/4" x 1 1/2"
18	G11389	1	Flat Washer, 1/2" Plated SAE
19	G10102	2	Hex Nut, 1/2" x 1-1/32"
20	G10216	2	Flat Washer, 1/2" USS
21	G10111	1	Hex Locknut, 1/2"-13
22	GA5114	1	Sprocket No. 40, 30 tooth
23	GA5107	1	Sprocket No. 40, 19 Tooth
24	GA6121	1	Fertilizer Transmission Assembly
25	GA6337	1	Sprocket No. 40, 35 Tooth
26	GD2558	3	Lynch Pin, 1/4"
27	GA7313	1	Sprocket Storage Rod
28	GA5115	1	Sprocket No. 40, 33 Tooth
29	G10408	1	Clevis Pin, 5/16" x 3/4"
30	G3310-98	1	Chain, No. 40, 98 Pitch, Including Connector Link
31	GD8246	1	Overlay Bar, 1/4" x 2-1/4" x 4-1/2"
32	GD5857	1	Spring
33	G10408	1	Clevis Pin, 5/16" x 3/4"
34	G10409	1	External Retaining Ring, M10
35	GA5223	1	Spacer Assembly

(11040401)



Tank Mounts

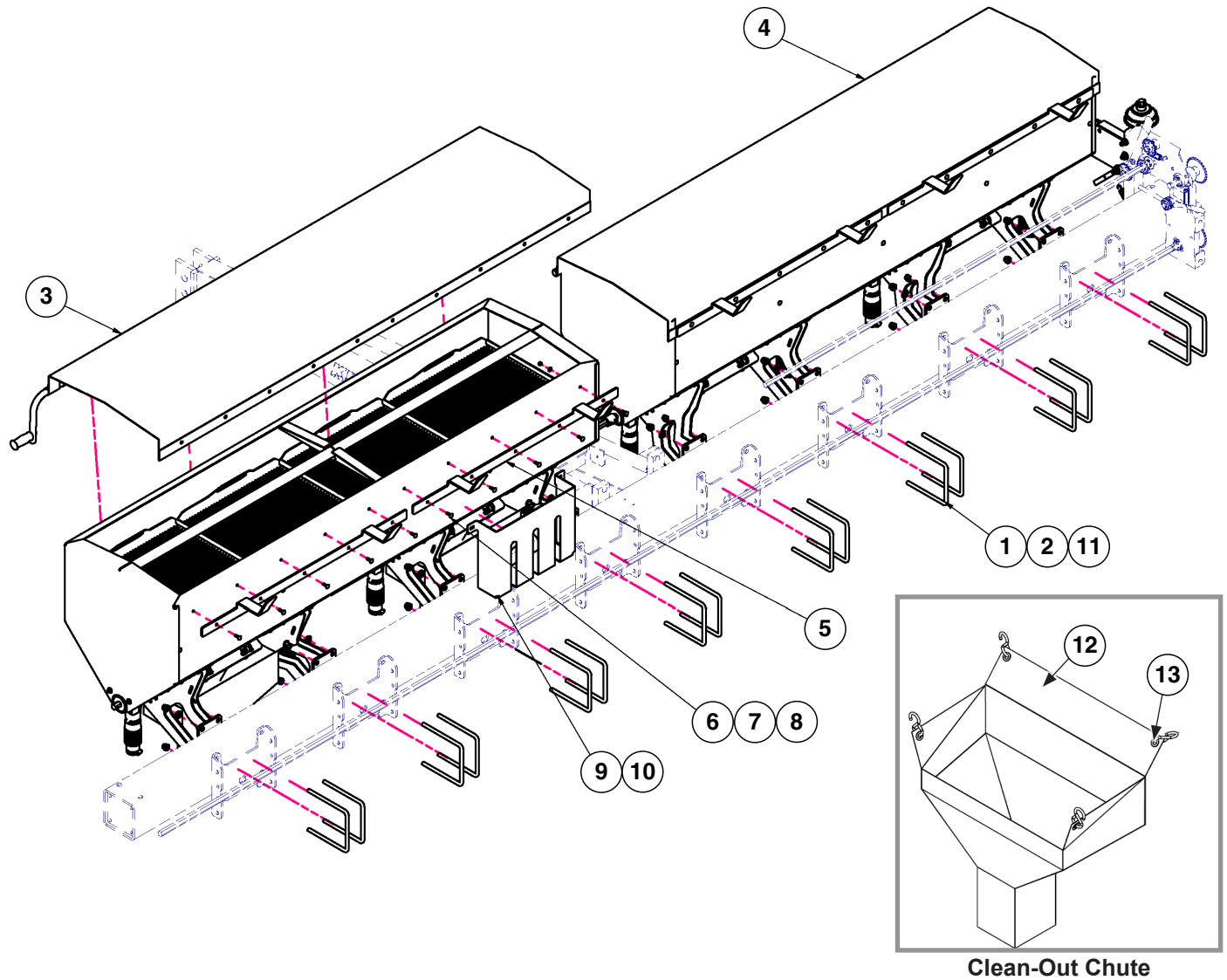


Clean-Out Doors

ITEM	PART NO.	QTY.	DESCRIPTION
1	GD1200	4	Machined Outlet Housing
2	G11942	74	Carriage Bolt, 5/16"-18 x 1"
3	GD1207	2	Baffle
4	GA25908	2	Dry Fertilizer Door
5	GA27037	1	Dry Fertilizer Hopper
6	G12215	8	Eye Bolt, M12 x 60
7	G10451	8	Cotter Pin, 1/8" x 1"
8	G11040601	2	Fertilizer Tank Mount
9	G11040701	2	Offset Fertilizer Tank Mount, R.H. (For R.H. Hopper)
	G11040801	2	Offset Fertilizer Tank Mount, L.H. (For L.H. Hopper)
10	G12216	4	Wing Locknut, M12
11	G10379	74	Flat Washer, 5/16"
12	G12217	8	Flat Washer, M12
13	G12218	4	Hex Locknut, M12
14	G11950	75	Hex Nut, 5/16"-18
15	GA25909	4	Dry Fertilizer Screen
16	GA25757	5	Hopper Stiffener
17	G10670	4	Hair Pin Clip, No. 3
18	G11966	8	Clevis Pin, 7/16" x 1-1/2"
19	GA26640	2	Dry Fertilizer Auger Assembly
20	G10640	4	Grease Fitting, 1/4"-28
21	GD1862	0.5	Tank Pad, 8" x 14' Roll

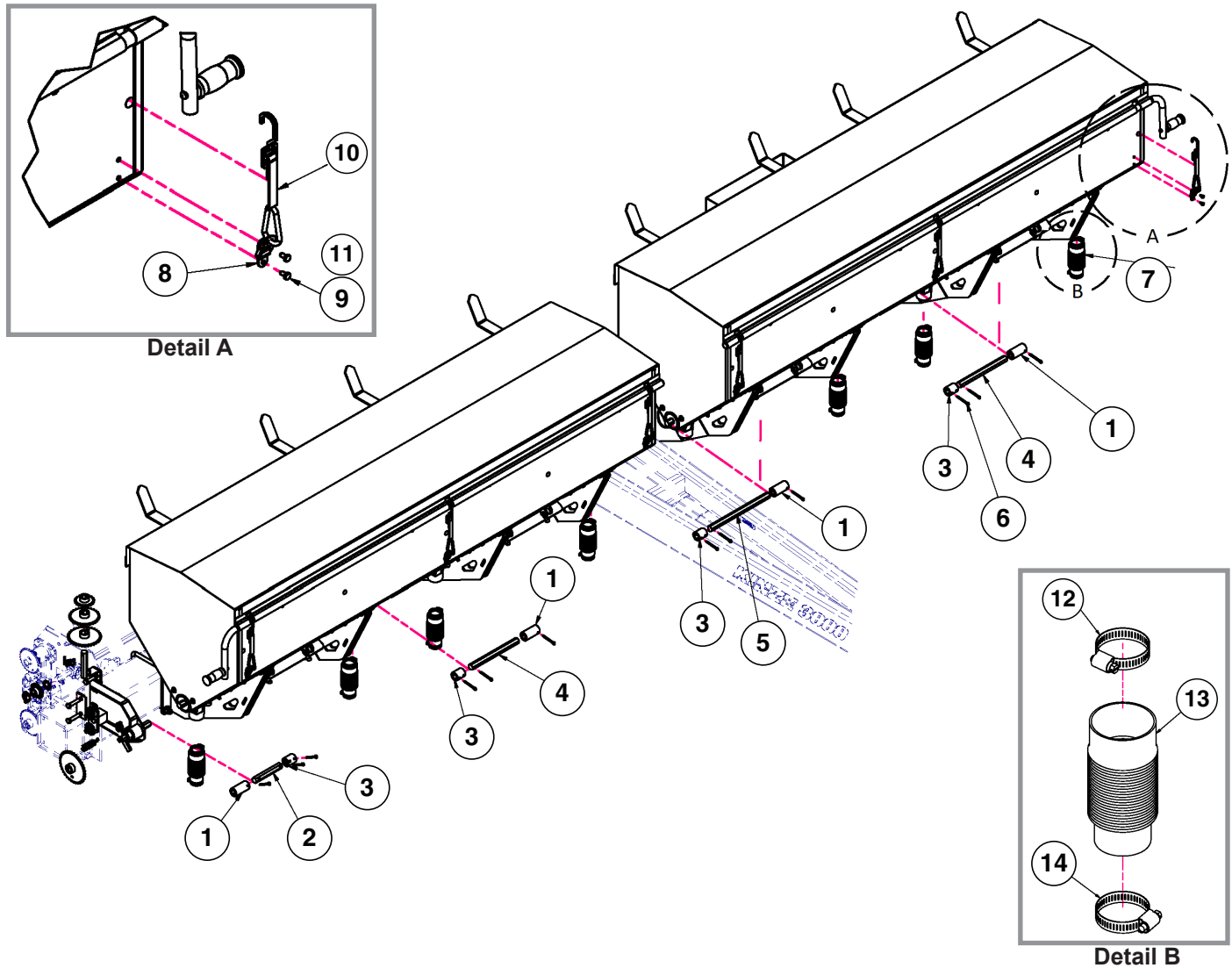


(11040301/A27124)



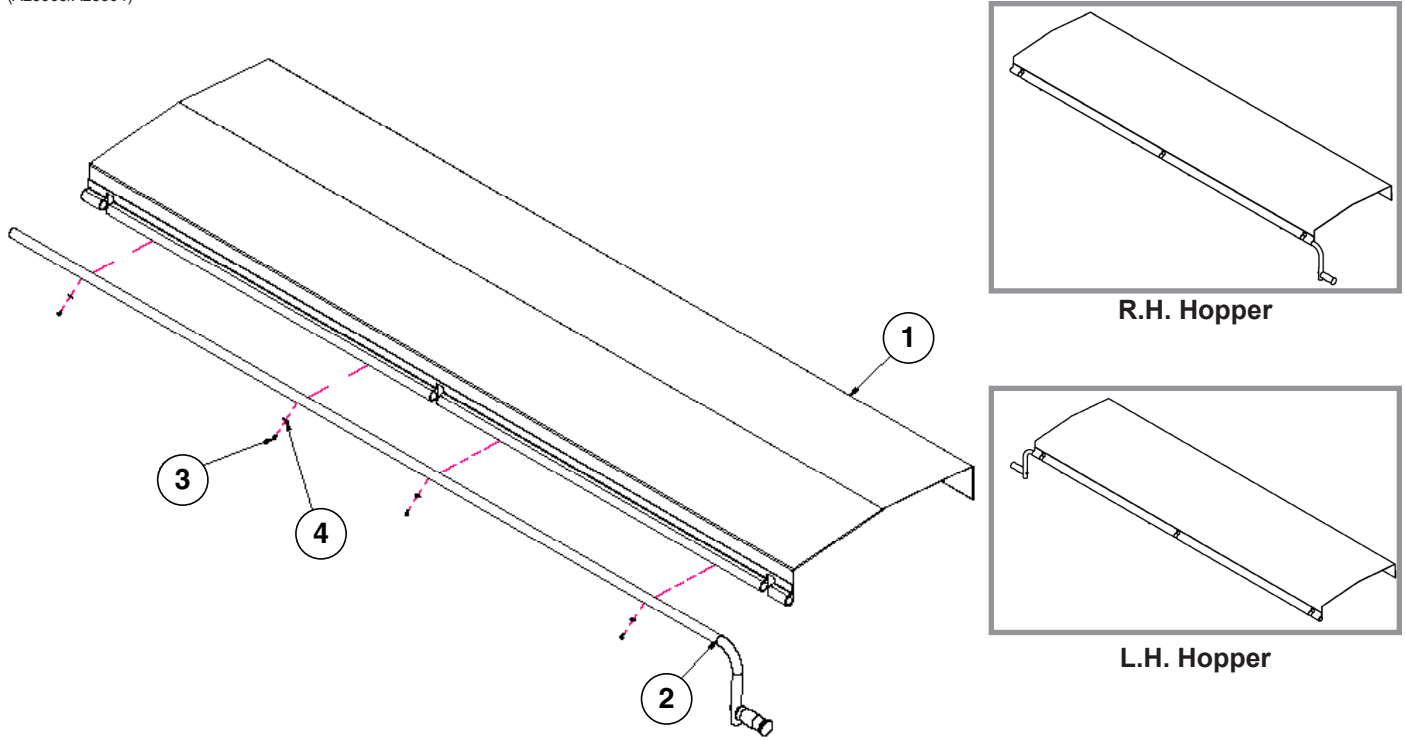
ITEM	PART NO.	QTY.	DESCRIPTION
1	G11391	32	Flat Washer, 5/8"
2	G10107	32	Hex Locknut, 5/8"-11
3	GA25903	1	Tarp and Handle Assembly, R.H.
4	GA25904	1	Tarp and Handle Assembly, L.H.
5	GD35717	4	Tarp Clamp with Catchers
6	G11942	20	Carriage Bolt, 5/16"-18 x 1"
7	G10379	20	Flat Washer, 5/16"
8	G11950	20	Hex Nut, 5/16"-18
9	GD35937	1	Clean-Out Chute Bracket
10	GA27124	2	Clean Out Chute with Hooks
11	GD1114	16	U-bolt, 7" x 7" x 5/8"-11
12	GA27125	2	Clean-Out Chute Assembly
13	GD37025	8	S-Hook, 60 x 30 x 6 mm

(11040301/A21239)



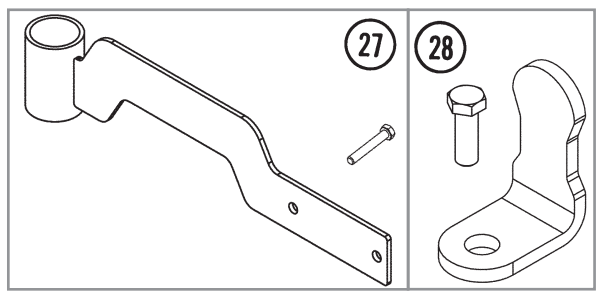
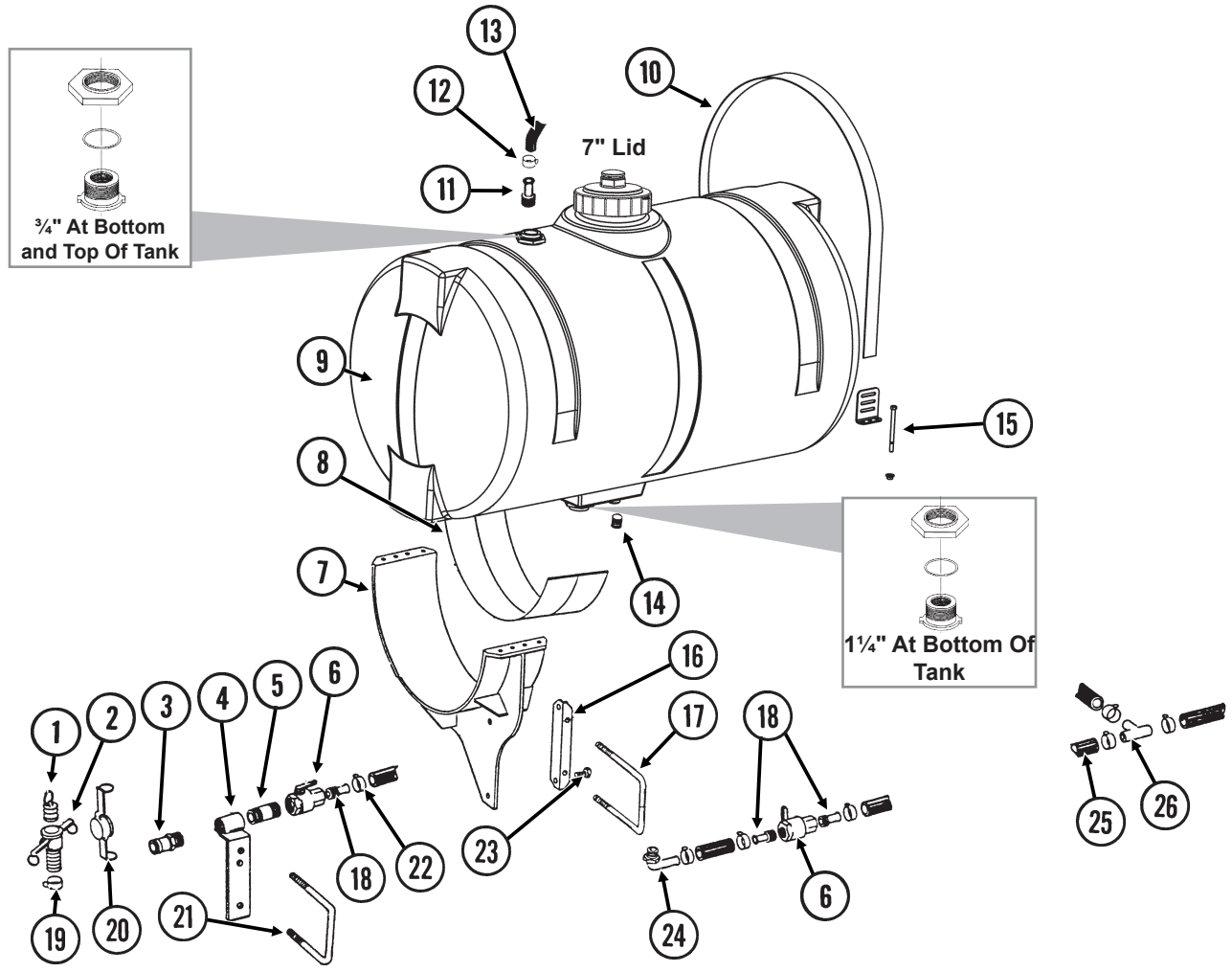
ITEM	PART NO.	QTY.	DESCRIPTION
1	GD7867	4	Coupler, 3"
2	GD37041	1	Hex Drill Shaft, 7/8" x 6" with 2x Holes
3	GD5886	4	Coupler, 7/8" x 1-3/4"
4	GD2548-10.75	2	Hex Drill Shaft, 7/8" x 10.75"
5	G10216501	4	Hex Drill Shaft, 7/8" x 12"
6	G10460	8	Cotter Pin, 1/4" x 2"
7	GA21239	8	Hose with Clamps
8	GD35684	6	Tie Down Ring, .79" x 2.17"
9	G11473	12	Hex Head Cap Screw, 1/4"-20 x 1/2"
10	GD35667	6	Retainer with Carabiner
11	G11474	12	Serrated Flange Nut, 1/4"-20
12	G10676	8	Hose Clamp No. 36
13	GD21398	8	Rubber Drop Tube
14	G10672	8	Hose Clamp No. 28

(A25903/A25904)




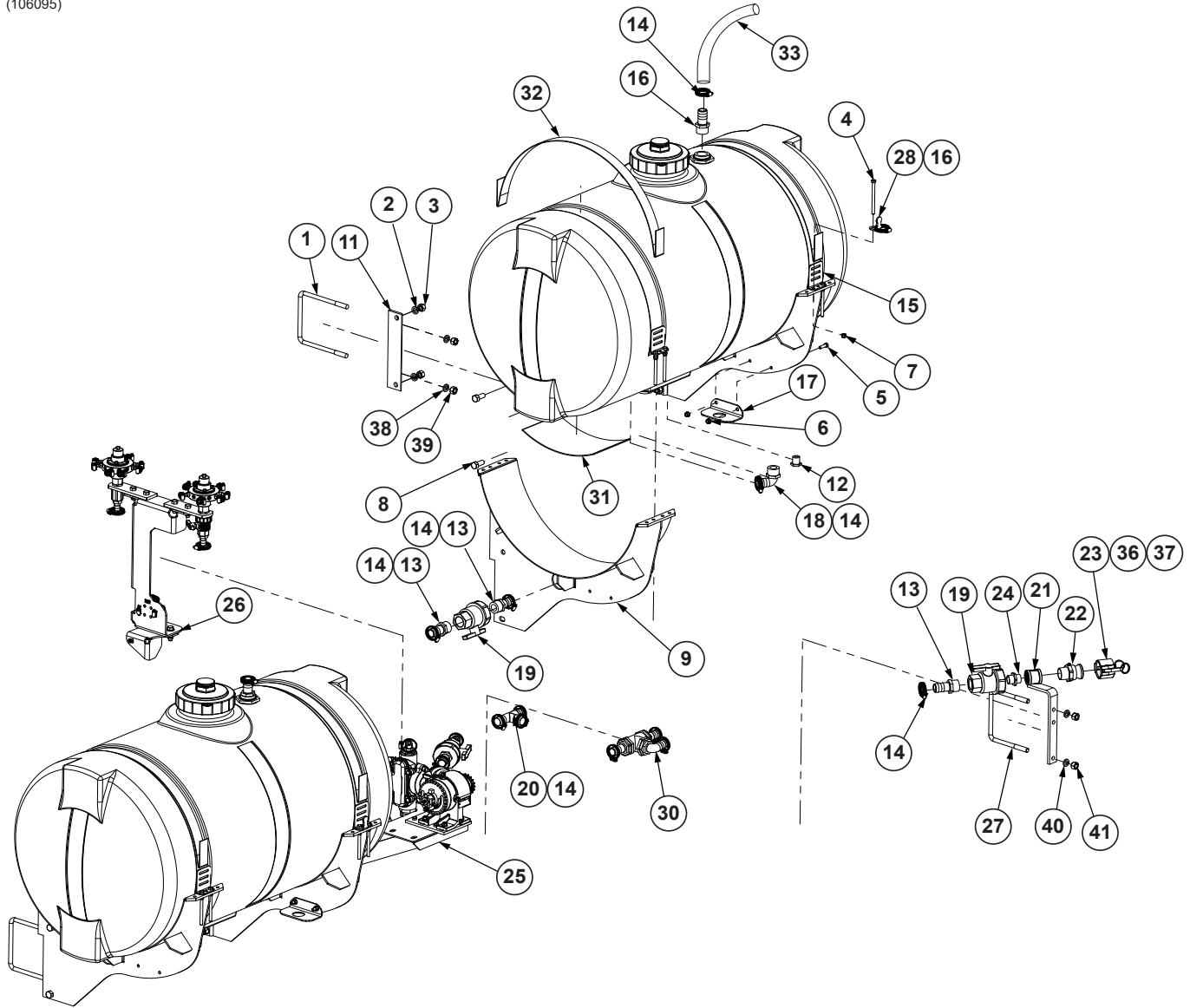
ITEM	PART NO.	QTY.	DESCRIPTION
1	GA25758	1	Dry Fertilizer Tarp
2	GA25902	1	Formed 1" Roll Tube with Handle (Assembly)
3	G11924	4	Hex Head Non Serrated Flange Self-Drilling Screw, No. 6
4	G10243	4	Flat Washer No. 10

LFC012rev(PT36/PT51)

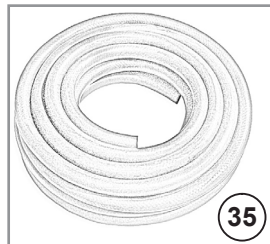


ITEM	PART NO.	QTY.	DESCRIPTION
1	GD1517	1	Dust Plug, 1¼" Male Cam Lock
2	GD1516	1	Adapter, 1¼" Barb To Female Cam Lock
3	GD1514	1	Adapter, 1¼" Male NPT To Cam Lock
4	GA5917	1	Quick Fill Mount
5	G10619	1	Close Nipple, 1¼" NPT
6	GA4976	-	Shutoff Valve, 1¼" NPT
	GR1015	-	Body O-Ring (Included W/GA4976)
	GR1016	-	Stem O-Ring (Included W/GA4976)
	GR1017	-	Teflon Seat (Included W/GA4976)
	GR1018	-	Ball (Included W/GA4976)
	GR1019	-	Handle (Included W/GA4976)
7	GA7375	-	Tank Mount (2 Per Tank)
8	GD1862	-	Pad, 8" x 14' (For Two 30" Tanks)
9	G10856502	-	Tank W/Lid and Fittings, 150 Gallon
	GA16428	-	Lid, 7" (Included W/G10856502)
	GR1941	-	Lid Seal (Included W/G10856502)
	GR1708	-	¾" Polypropylene Fitting Assembly (Overflow Fitting, Nut, Bushing, and O-Ring) (Top and Bottom Of Tank) (Included W/G10856502)
	GR0508	-	1¼" Polypropylene Fitting Assembly (Nut, Bushing, and O-Ring) (Bottom Of Tank) (Included W/G10856502)
10	GD11124	-	Strap, 84"
11	G10626	2	Adapter, 1¼" NPT To Barb
12	G10674	2	Hose Clamp, No. 24
13	G4602-01	1	Black Helix Hose, 1¼" x 18'
14	G10096	-	Pipe Plug, ¾" NPT
15	G10485	-	Hex Head Tap Bolt, ⅜"-16 x 5"
	G10901	-	Lock Nut, ⅜"-16
16	GD10110	-	Mounting Angle (2 Per Tank)
17	GD1748	-	U-Bolt, 7" x 7" x ¾"-10
	G10231	-	Lock Washer, ¾"
	G10105	-	Hex Nut, ¾"-10
18	G10626	-	Adapter, 1¼" NPT To Barb
19	G10672	1	Hose Clamp, No. 28
20	GD1515	1	Dust Cap, 1 ¼" Cam Lock
21	GD7145	1	U-Bolt, 7" x 7" x ½"-13
	GD11721	1	U-Bolt, 5" x 7" x ½"-13
	G10228	2	Lock Washer, ½"
	G10102	2	Hex Nut, ½"-13
22	G10674	-	Hose Clamp, No. 24
23	G10007	-	Hex Head Cap Screw, ⅝"-11 x 1½"
	G10230	-	Lock Washer, ⅝"
	G10104	-	Hex Nut, ⅝"-11
24	G10629	-	Elbow, 90°, 1¼" NPT To Barb
25	G4200-02	-	Hose, 1¼" x 27', 6 Row
	G4200-03	-	Hose, 1¼" x 32', 8 Row
26	G10633	-	Tee, 1¼" Barb
27	GA14112	-	Hose Guide
	G10004	-	Hex Head Cap Screw, ⅜"-16 x 1¼"
	G11091	-	Serrated Flange Nut, ⅜"-16
28	GD20060	-	Hose Bracket
	G10004	-	Hex Head Cap Screw, ⅜"-16 x 1¼"
	G11091	-	Serrated Flange Nut, ⅜"-16
29	GD11123	-	Anchor

(106095)



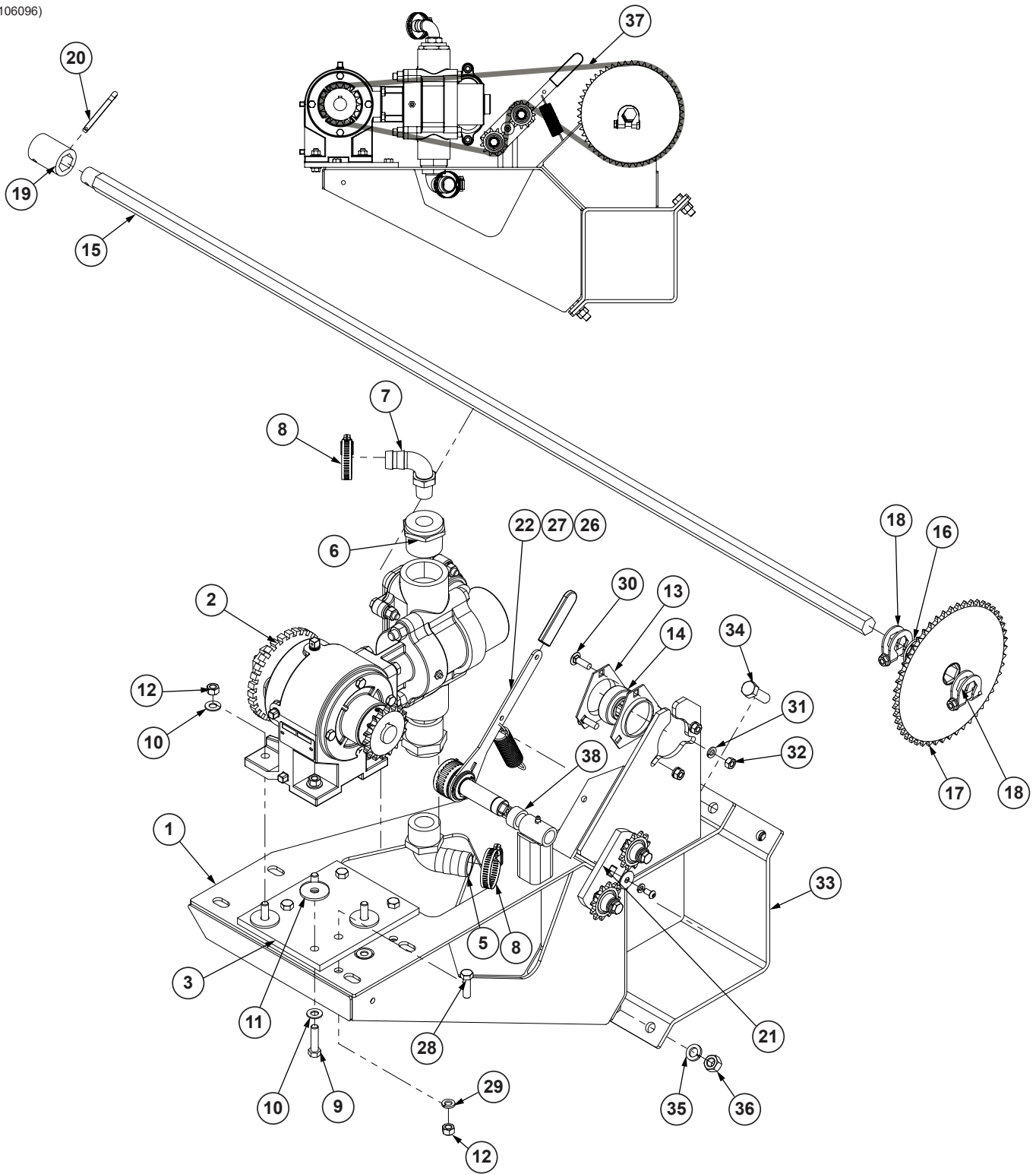
3/8" PVC  
(Flow Divider to Row Unit)



1-1/4" EPDM  
(Between Tanks)

ITEM	PART NO.	QTY.	DESCRIPTION
1	GD1748	4	U-Bolt, 7" x 7" x 3/4"-10
2	G10230	8	Lock Washer, 5/8"
3	G10104	8	Hex Nut, 5/8"-11
4	G10485	16	Hex Head Cap Screw, 3/8"-16 x 5"
5	G10004	4	Hex Head Cap Screw, 3/8"-16 x 1 1/4"
6	G11091	4	Serrated Flange Nut, 3/8"-16
7	G10901	16	Lock Nut, 3/8"-16
8	G10007	8	Hex Head Cap Screw, 5/8"-11 x 1 1/2"
9	GA7375	4	Tank Mount (2 Per Tank)
10	G10856502	2	Tank W/Sealed Lid and Fittings, 150 Gallon
11	GD10110	4	Mounting Angle (2 Per Tank)
12	G10096	2	Pipe Plug, 3/4" NPT
13	G10626	11	Adapter, 1 1/4" NPT To Barb
14	G10674	12	Hose Clamp, No. 24
15	GD11123	8	Anchor
16	GD20060	2	Hose Bracket
17	G10610601	2	Hose Holder
18	G10629	2	Elbow, 90°, 1 1/4" NPT To Barb
19	GA4976	4	Shutoff Valve, 1 1/4" NPT
20	G10633	1	Tee, 1 1/4" Barb
21	GA5917	1	Quick Fill Mount
22	GD1514	1	Adapter, 1 1/4" Male NPT To Cam Lock
23	GD1515	1	Dust Cap, 1 1/4" Cam Lock
24	G10619	1	Close Nipple, 1 1/4" NPT
25	---	-	<a href="#">See "Split Row Liquid Fertilizer Piston Pump Drive" on page P108</a>
26	---	-	<a href="#">See "Split Row Liquid Fertilizer Divider Assembly" on page P110</a>
27	GD11721	1	U-Bolt, 5" x 7" x 1/2"-13
28	G10278	6	Hose Clamp, No. 16
29	GA3893	1	Strainer Complete
30	G10609901	1	Tee Assembly
31	GD1862	1	Support
32	GD11124	4	Strap, 84"
33	G4602-21	2	Black Helix Hose, 1-1/4" x 7.8'
34	G4301-07	1	Hose, 3/8" x 200'
	G10681	15	Hose Clamp, No. 6
35	G4200-03	1	Hose, 1 1/4" x 32'
36	GD1516	1	Adapter, 1 1/4" Barb To Female Cam Lock
37	GD1517	1	Dust Plug, 1 1/4" Male Cam Lock
38	G10231	8	Lock Washer, 3/4"
39	G10105	8	Hex Nut, 3/4"-10
40	G10228	2	Lock Washer, 1/2"
41	G10102	2	Hex Nut, 1/2"-13

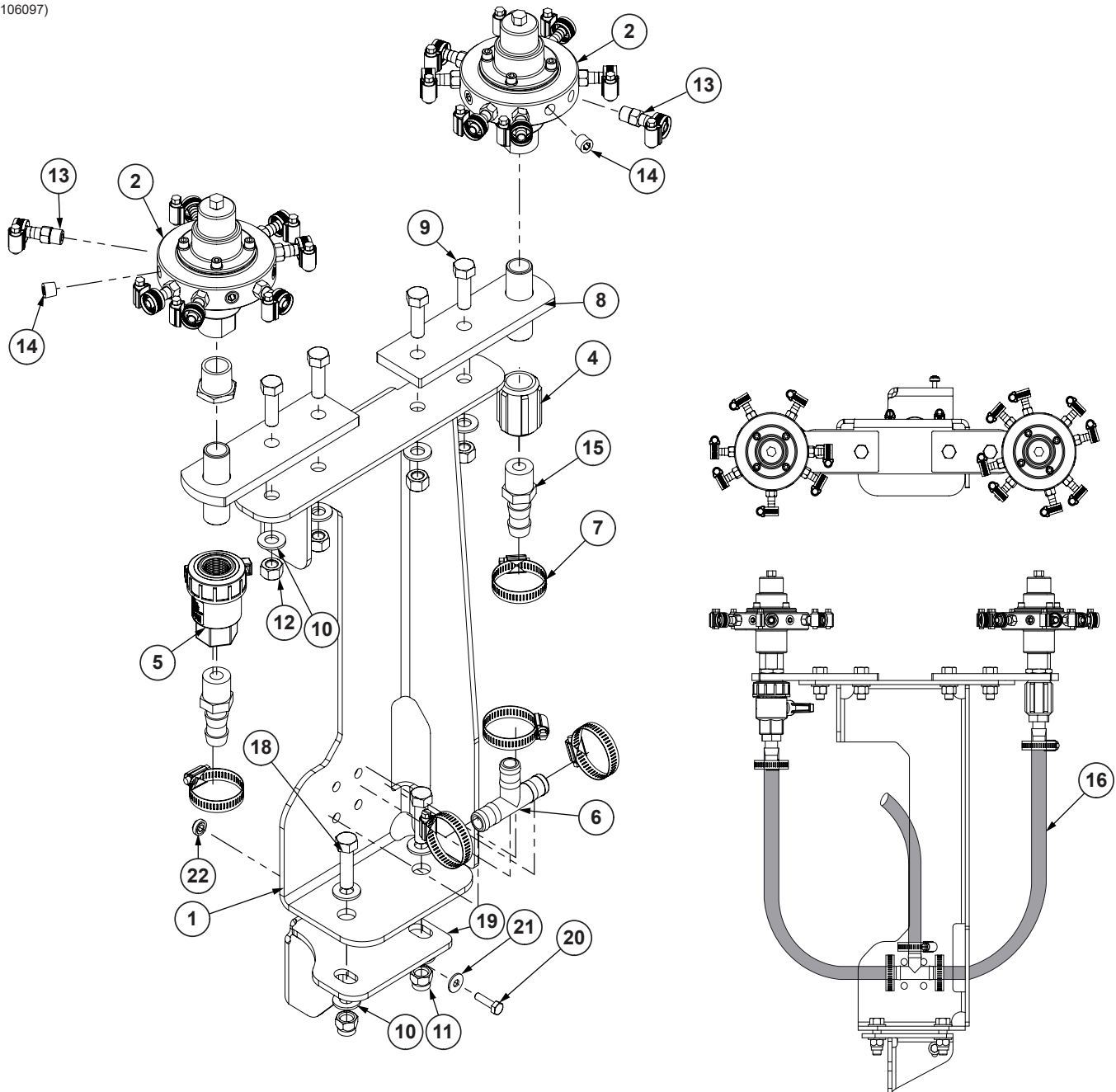
(106096)





ITEM	PART NO.	QTY.	DESCRIPTION
1	GA6501	1	Drive Plate W/Grease Fitting
2	---	-	<a href="#">See "Piston Pump Complete W/18 Tooth Sprocket (Model NGP-6055)" on page P110</a>
3	GD11180	1	Plate
4	G10615	1	Reducing Bushing, 1 1/2" Male NPT To 1 1/4" Female
5	G10629	1	Elbow, 90°, 1 1/4" NPT To Barb
6	G11237	1	Reducing Bushing, 1 1/2" Male NPT To 3/4" Female
7	G10917	1	Elbow, 90°, 3/4" NPT To Barb
8	G10278	2	Hose Clamp, No. 16
9	G10003	4	Hex Head Cap Screw, 3/8"-16 x 1 1/2"
10	G11387	8	Flat Washer, 3/8" SAE
11	GR1122	4	Mounting Pad
12	G10101	8	Hex Nut, 3/8"-16
13	G3400-01	2	Flangette
14	G2100-03	1	Bearing, 7/8" Hex Bore, Spherical
15	G10610701	1	Fertilizer Pump Shaft
16	G10233	2	Machine Bushing, 1 1/2" x 1/32", 10 Gauge (.1345")
17	GA5194	1	Sprocket, 50 Tooth
18	GA11331	2	Hex Lock Clamp Assembly
19	GD3839	1	Coupler, 2"
20	G10460	1	Cotter Pin, 1/4" x 2"
21	GA7336	1	Idler W/Bolt-On Sprockets
22	GA10030	1	Spring
23	G11100	1	Hex Socket Button Head Cap Screw, 1/4"-20 x 1/2", Grade 8
24	G11453	1	Fender Washer, 1/4"
25	G10227	1	Lock Washer, 1/4"
26	G11078	1	Vinyl Cap
27	GD5857	1	Spring
28	G10004	4	Hex Head Cap Screw, 3/8"-16 x 1 1/4"
29	G10229	4	Lock Washer, 3/8"
30	G10303	3	Carriage Bolt, 5/16"-18 x 1"
31	G10232	3	Lock Washer, 5/16"
32	G10106	3	Hex Nut, 5/16"-18
33	GD15685	1	Clamp
34	G10017	4	Hex Head Cap Screw, 1/2"-13 x 1 1/2"
35	G10228	4	Lock Washer, 1/2"
36	G10102	4	Hex Nut, 1/2"-13
37	G3310-126	1	Chain, No. 40, 126 Pitch Including Connector Link
38	GD2734-08	1	Sleeve, 1 1/4" O.D. x 5/8" Long

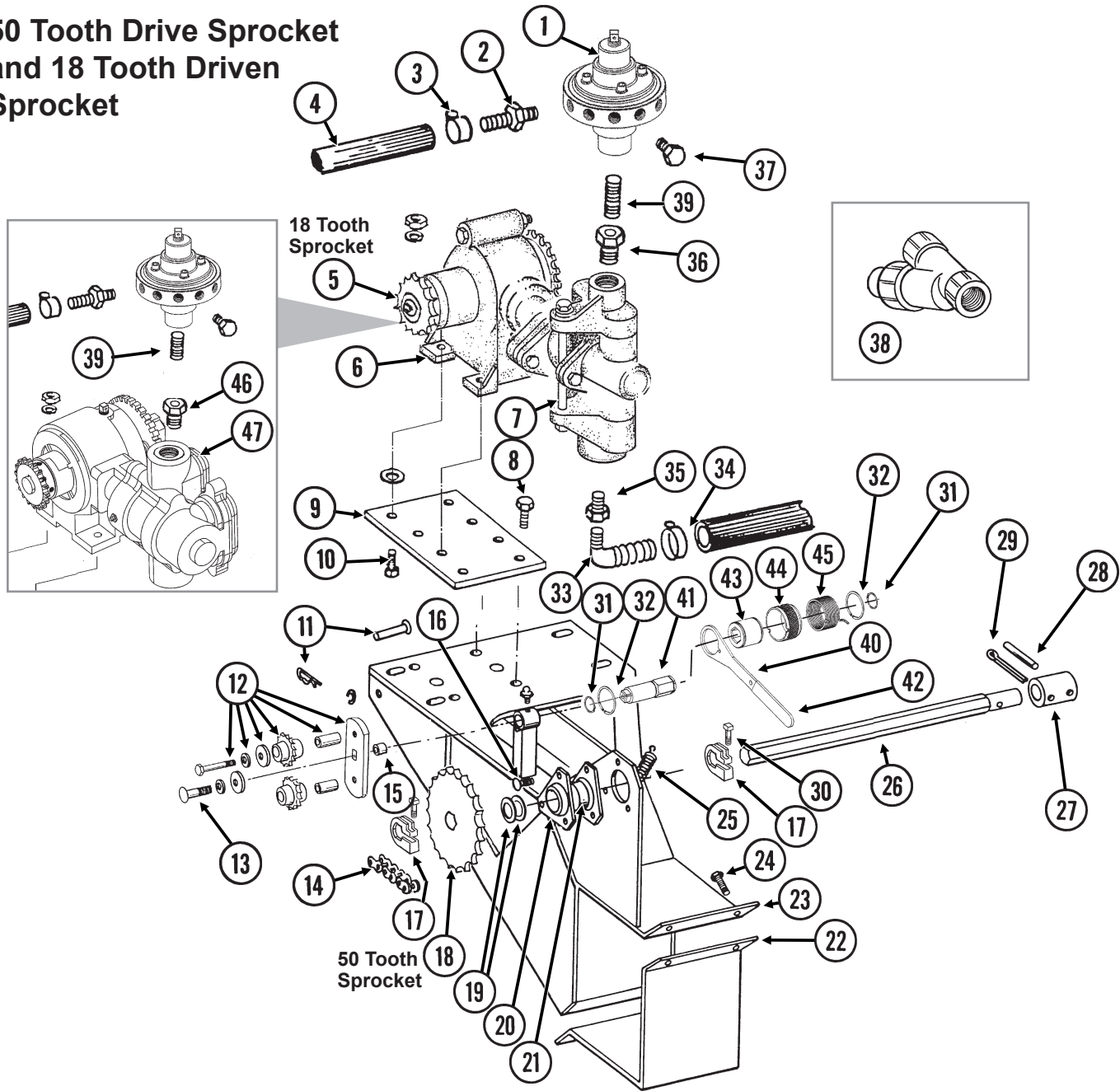
(106097)



ITEM	PART NO.	QTY.	DESCRIPTION
1	G10609801	1	Divider Holder
2	GA8931	2	<a href="#">See "Liquid Fertilizer Piston Pump Flow Divider" on page P118</a>
3	---	-	---
4	G11083	1	Coupler, 3/4" Female NPT
5	G10696401	1	Banjo Valve UV075FP, 3/4"
6	G11503	1	Tee, 3/4" Hose Barb
7	G10278	5	Hose Clamp, No. 16
8	G10696601	2	Divider Plate
9	G10017	4	Hex Head Cap Screw, 1/2"-13 x 1 1/2"
10	G11389	8	Flat Washer, 1/2" Plated SAE
11	G10974	2	Lock Nut W/Nylon Insert, 1/2"-13
12	G10102	4	Hex Nut, 1/2"-13
13	GD11700	15	Adapter, 1/4" NPT To 3/8" Barb
14	G10350	9	Hex Socket Head Plug, 1/4" NPT, Stainless Steel
15	G10734	2	Adapter, 3/4" NPT To Barb
16	G4205-11	1	Hose, 3/4" x 72" (One Per Tank)
17	G10681	15	Hose Clamp, No. 6
18	G10039	2	Hex Head Cap Screw, 1/2"-13 x 1 3/4"
19	G10690901	1	Stiffen Plate
20	G10064	1	Hex Head Cap Screw, 1/4"-20 x 1"
21	G10209	1	Washer, 1/4" USS
22	G10323	1	Hex Flange Nut, 1/4"-20, No Serrations

(FRTZ269)

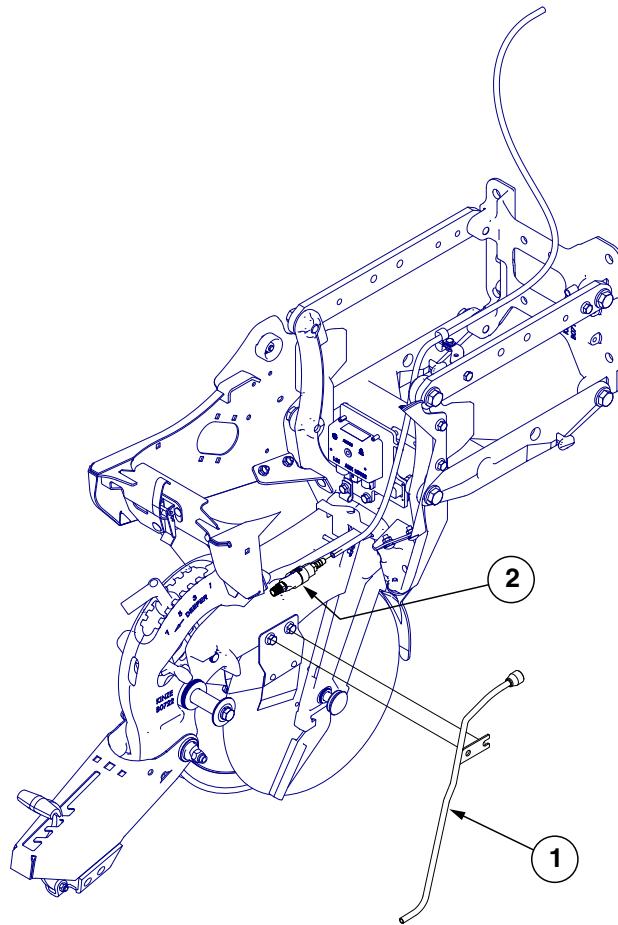
### 50 Tooth Drive Sprocket and 18 Tooth Driven Sprocket



ITEM	PART NO.	QTY.	DESCRIPTION
1	---	-	<a href="#">See "Liquid Fertilizer Piston Pump Flow Divider" on page P118</a>
2	GD11700	-	Adapter, 1/4" NPT To 3/8" Barb
3	G10681	-	Hose Clamp, No. 6
4	G4301-03	1	Hose, 3/8" x 60', 6 Row
	G4301-04	-	Hose, 3/8" x 100', 8 Row
5	---	-	<a href="#">See "Liquid Fertilizer Piston Pump Uses 18 Tooth Sprocket" on page P116</a>
6	---	-	<a href="#">See "Liquid Fertilizer Piston Pump Uses 18 Tooth Sprocket" on page P116</a>
7	---	-	<a href="#">See "Liquid Fertilizer Piston Pump Uses 18 Tooth Sprocket" on page P116</a>
8	G10004	4	Hex Head Cap Screw, 3/8"-16 x 1 1/4"
	G10229	4	Lock Washer, 3/8"
	G10101	4	Hex Nut, 3/8"-16
9	GD11180	1	Plate
10	G10003	4	Hex Head Cap Screw, 3/8"-16 x 1 1/2"
	G11387	4	Flat Washer, 3/8" SAE
	GR1122	4	Mounting Pad
	G10229	4	Lock Washer, 3/8"
	G10101	4	Hex Nut, 3/8"-16
11	G10478	1	Clevis Pin, 5/16" x 1"
	G10409	1	Retaining Ring, 5/16"
	G10670	1	Hair Pin Clip, No. 3
12	GA7336	1	Idler W/Bolt-On Sprockets
	GD7426	-	Sprocket, 12 Tooth (Included W/GA7336)
	GD1026	-	Sleeve, 1 3/4" Long (Included W/GA7336)
	G11387	-	Flat Washer, 3/8" SAE (Included W/GA7336)
	G10229	-	Lock Washer, 3/8" (Included W/GA7336)
	G10047	-	Hex Head Cap Screw, 3/8"-16 x 1 3/4" (Included W/GA7336)
13	G11100	1	Hex Socket Button Head Cap Screw, 1/4"-20 x 1/2", Grade 8
	G10227	1	Lock Washer, 1/4"
	G11453	1	Fender Washer, 1/4"
14	G3310-126	1	Chain, No. 40, 126 Pitch Including Connector Link
	GR0912	-	Connector Link, No. 40
15	GD2734-08	1	Sleeve, 1 1/4" O.D. x 5/8" Long
16	G10303	3	Carriage Bolt, 5/16"-18 x 1"
	G10232	3	Lock Washer, 5/16"
	G10106	3	Hex Nut, 5/16"-18
17	GD11045	2	Lock Clamp
	G10130	-	Square Head Machine Bolt, 5/16"-18 x 1 3/4"
	G10923	-	Flange Nut, 5/16"-18, No Serration
18	GA5194	1	Sprocket, 50 Tooth
19	G10233	2	Machine Bushing, 1", 10 Gauge
20	G3400-01	2	Flangette
21	G2100-03	1	Bearing, 7/8" Hex Bore, Spherical
22	GD15685	1	Clamp
23	GA6501	1	Drive Plate W/Grease Fitting
	G10641	-	Grease Fitting, 1/8" NPT
	G10640	-	Grease Fitting, 1/4"-28
24	G10017	4	Hex Head Cap Screw, 1/2"-13 x 1 1/2"
	G10228	4	Lock Washer, 1/2"
	G10102	4	Hex Nut, 1/2"-13
25	GD5857	1	Spring
26	GD5990	1	Shaft, 74"
27	GD3839	1	Coupler, 2"
28	G10602	1	Spring Pin, 1/4" x 1 1/2"
29	G10460	1	Cotter Pin, 1/4" x 2"

ITEM	PART NO.	QTY.	DESCRIPTION
30	G10130	-	Square Head Machine Bolt, 5/16"-18 x 1 3/4"
	G10923	-	Flange Nut, 5/16"-18, No Serration
31	G11075	2	External Inverted Snap Ring, 7/8"
32	G10496	2	External Inverted Snap Ring, 1 1/2"
33	G10629	1	Elbow, 90°, 1 1/4" NPT To Barb
34	---	-	<a href="#">See "Liquid Fertilizer Tanks, Saddles, Mounts, Hoses, and Fittings, 6 and 8 Row" on page P104</a>
35	G10615	1	Reducing Bushing, 1 1/2" Male NPT To 1 1/4" Female
36	G10995	1	Reducing Bushing, 1" Male NPT To 3/4" Female, Stainless Steel
37	G10292	-	Pipe Plug, 1/4" NPT
38	GA3893	1	Strainer Complete
	GR0880	-	Screen, No. 40 Mesh (Included W/GA3893)
	GR0881	-	Gasket (Included W/GA3893)
	GR0882	-	Y-Body (Included W/GA3893)
	GR0883	-	End Cap (Included W/GA3893)
39	G10994	1	Close Nipple, 3/4" NPT, Stainless Steel
40	GD14431	1	Handle
41	GD14427	1	Tightener Shaft, 4 7/8"
42	G11078	1	Vinyl Cap
43	GD14432	1	Sleeve, 1 1/4"
44	GD19343	1	Release Collar, R.H.
45	GD14413	1	Torsion Spring, L.H. (Used On R.H. Wrap Spring Wrench)
46	G11237	1	Reducing Bushing, 1 1/2" Male NPT To 3/4" Female
47	---	-	<a href="#">See "Liquid Fertilizer Piston Pump Uses 18 Tooth Sprocket" on page P116</a>
A	G1K269	-	Lock Clamp Kit (Items 17 and 30)
B	G1K378	-	Wrap Spring Wrench Replacement Kit, Blue Collar, R.H., (Items 13, 15, 31, 32 and 41-46)

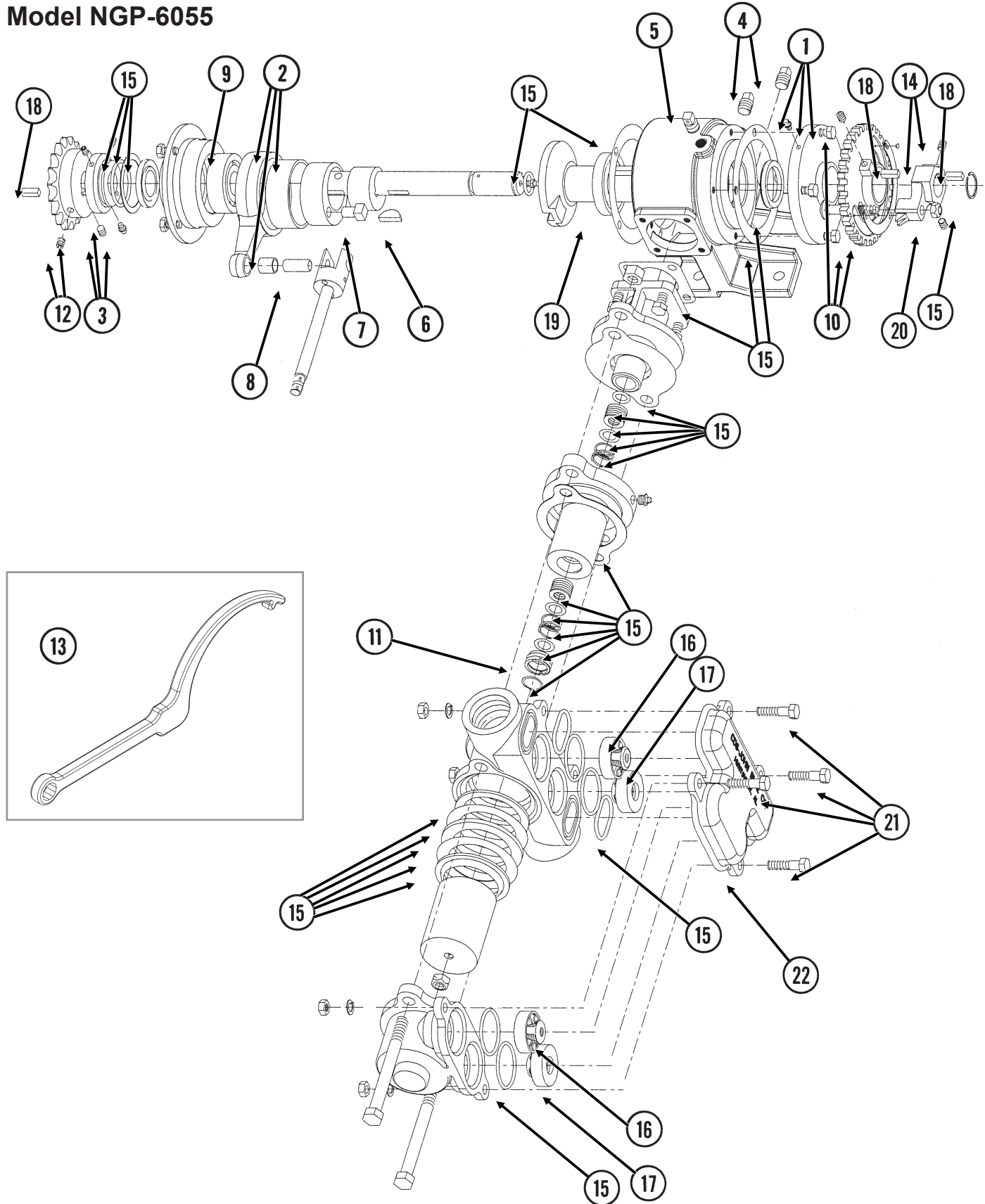
(A18821a)



ITEM	PART NO.	QTY.	DESCRIPTION
1	GA18822	-	Liquid Fertilizer Tube
2	GA20583	-	Check Valve Assembly

(A12335a/GR1808)

Model NGP-6055

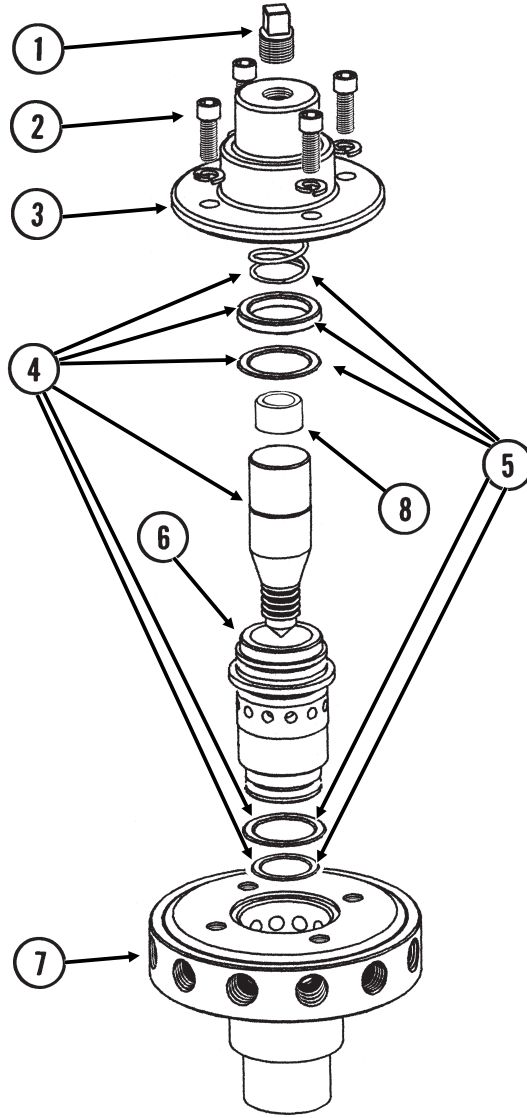




ITEM	PART NO.	QTY.	DESCRIPTION
1	GR1804	1	Flange Cover Assembly
	G10991	4	Hex Head Cap Screw, 5/16"-18 x 7/8"
2	GR1802	1	Connecting Rod Assembly
3	GR1801	1	Spacer Assembly
	G10693	3	Hex Socket Head Set Screw, 5/16"-18 x 3/8"
4	GR1123	2	Plug
5	GR1543	1	Vent Plug
6	GR1112	1	Woodruff Key
7	GR1120	1	Eccentric Pin
8	GR1124	1	Pin
9	GR1104	1	Bearing
10	GR1805	1	Setting Hub Assembly
11	GR1134	1	Stuffing Box Insert
12	GR1389	1	Sprocket, 18 Tooth
13	GR1808	1	Adjustment Wrench
14	GR1806	1	Setting Pointer Assembly
15	GR1795	1	Repair Kit, Includes: (6) Gaskets, (9) O-Rings, (4) Washers, (1) Retaining Ring, (2) Oil Seals, (1) Snap Ring, (1) Thrust Washer, (1) Rod Bushing, (2) Flange Plunger Packings, (2) Packing Springs, (2) Rod Vee Packing Sets
16	GR1799	2	Discharge Valve Assembly
17	GR1797	2	Suction Valve Assembly
18	GR1118	3	Setting Arm Key
19	GR1116	1	Bearing
20	G10306	1	Carriage Bolt, 3/8"-16 x 2"
	G10108	1	Lock Nut, 3/8"-16
21	G10003	4	Hex Head Cap Screw, 3/8"-16 x 1 1/2"
	G11387	4	Flat Washer, 3/8" SAE
	G10229	4	Lock Washer, 3/8"
	G10101	4	Hex Nut, 3/8"-16
22	GR2003	1	Valve Cover
A	GA12330	-	Piston Pump Complete W/18 Tooth Sprocket (Model NGP-6055)

(FRTZ159/PT40a/FRTZ202c)

**Model FD-1200 Flow Divider, 12 Outlet**

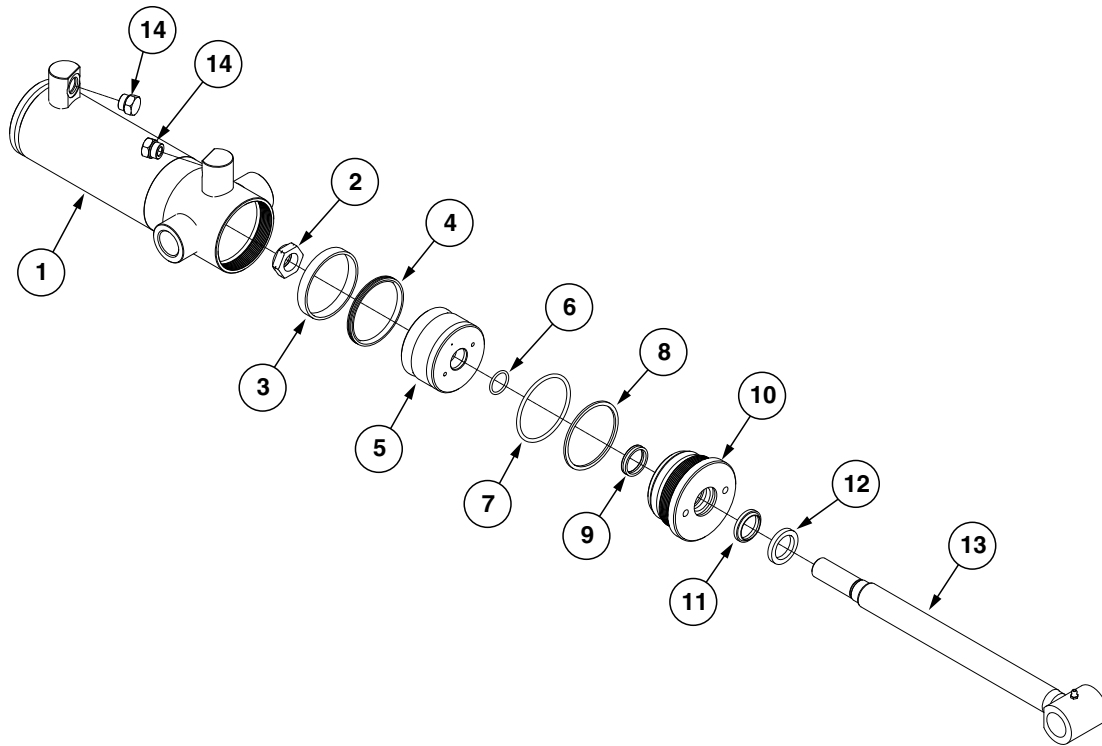


3/4" NPT

---

ITEM	PART NO.	QTY.	DESCRIPTION
1	GR1543	1	Vent Plug
2	GR1542	4	Hex Socket Head Screw, 1/4"-20 x 3/4"
	GR1541	4	Lock Washer, 1/4", Stainless Steel
3	GR1540	1	Cap
4	GR1544	1	Needle Assembly W/Seal Kit (Item 22)
5	GR1545	1	Seal Kit, Includes: (3) O-Rings, (1) Seal, (1) Spring
6	GR1535	1	Sleeve
7	GR1533	1	Body (12 Outlet)
8	GR1574	1	Sleeve, 1" O.D. x 1/2" Long, Stainless Steel
A	GA8931	1	Liquid Fertilizer Piston Pump Flow Divider Complete, 12 Outlet (Model FD-1200)

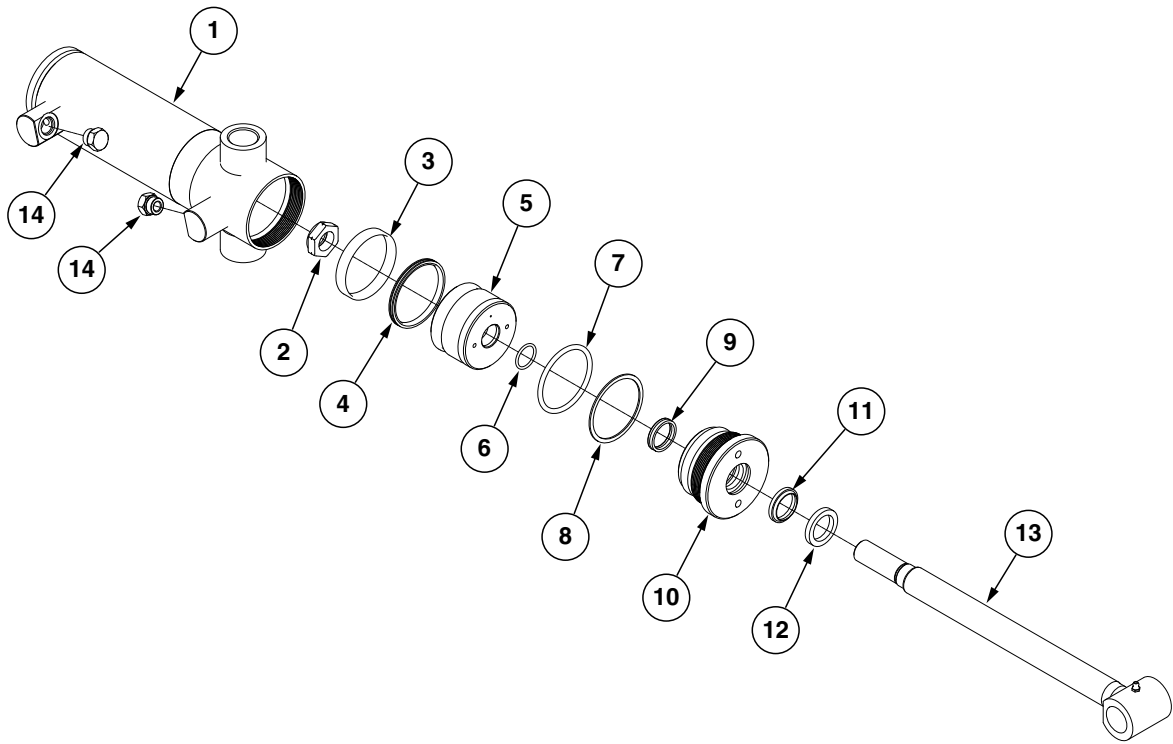
(IP1523)



ITEM	PART NO.	QTY.	DESCRIPTION
1	A4295	1	Barrel
2	GD27235	1	Nylon Lock Nut, 1"-14, Grade 8
3	*D12056	1	Wear Ring
4	*D12280	1	T-Seal
5	GA21112	1	Piston
6	*D29649	1	O-Ring, No. 215
7	*D12231	1	O-Ring, No. 338
8	*D12232	1	BU Ring
9	*D12251	1	U-Cup
10	GD12507	1	Gland
11	*D12210	1	Wiper
12	GD12102	1	Ring
13	GA21106	1	Rod
14	G6408-08	2	Plug W/O-Ring, 3/4"-16 O-Ring
	GR1037	-	O-Ring
A	GA21111	-	Cylinder Complete, 3½" x 8" (Part Number Stamped On Barrel)
B	GR2228	-	Seal Kit, Includes: (1) Wiper, (3) O-Rings, (1) BU Ring, (1) T-Seal, (1) Wear Ring, (1) U-Cup

\*Item is part of seal kit, item can not be purchased individually.

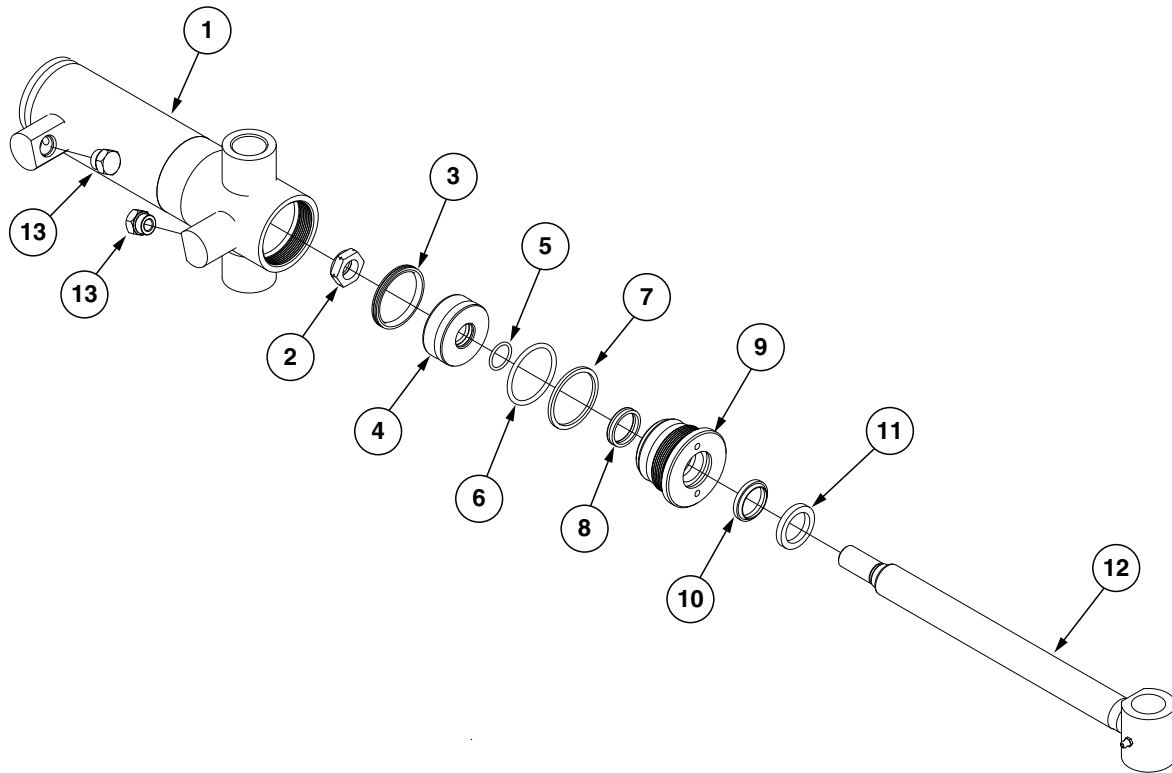
(IP1524)



ITEM	PART NO.	QTY.	DESCRIPTION
1	A7538	1	Barrel
2	GD27235	1	Nylon Lock Nut, 1"-14, Grade 8
3	*D12038	1	Wear Ring
4	*D12279	1	T-Seal
5	GA21105	1	Piston
6	*D29649	1	O-Ring, No. 215
7	*D12227	1	O-Ring, No. 336
8	*D12228	1	Back-Up Ring
9	*D12251	1	U-Cup
10	GD12505	1	Gland
11	*D12210	1	Wiper
12	GD12102	1	Ring
13	GA21106	1	Rod
14	G6408-08	2	Plug W/O-Ring, 3/4"-16 O-Ring
	GR1037	-	O-Ring
A	GA21104	-	Cylinder Complete, 3 1/4" x 8" ( <i>Part Number Stamped On Barrel</i> )
B	GR2225	-	Seal Kit, Includes: (1) Wiper, (1) U-Cup, (3) O-Rings, (1) BU Ring, (1) T-Seal, (1) Wear Ring

\*Item is part of seal kit, item can not be purchased individually.

(IP1525)

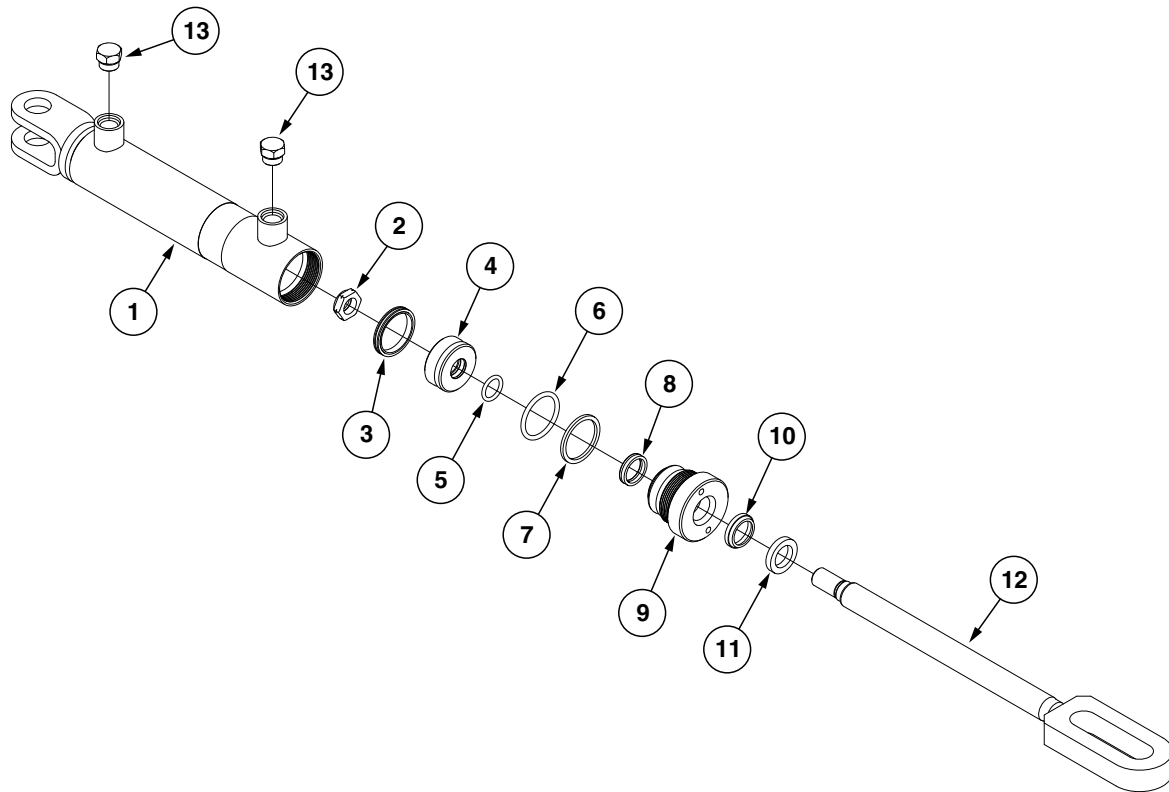


ITEM	PART NO.	QTY.	DESCRIPTION
1	A8827	1	Barrel
2	GD27234	1	Nylon Lock Nut, 7/8"-14, Grade 8
3	*D12275	1	T-Seal, 2½"
4	GD30401	1	Piston
5	*D30399	1	O-Ring, No. 119
6	*D12212	1	O-Ring, No. 330
7	*D12213	1	BU Ring
8	*D12251	1	U-Cup
9	GD11985	1	Gland
10	*D12210	1	Wiper
11	GD12102	1	Ring
12	GA21185	1	Rod
13	G6408-08	2	Plug W/O-Ring, ¾"-16 O-Ring
	GR1037	-	O-Ring

A	GA21184	-	Cylinder Complete, 2½" x 8" (Part Number Stamped On Barrel)
B	GR2227	-	Seal Kit, Includes: (1) Wiper, (3) O-Rings, (1) BU Ring, (1) T-Seal, (1) U-Cup

\*Item is part of seal kit, item can not be purchased individually.

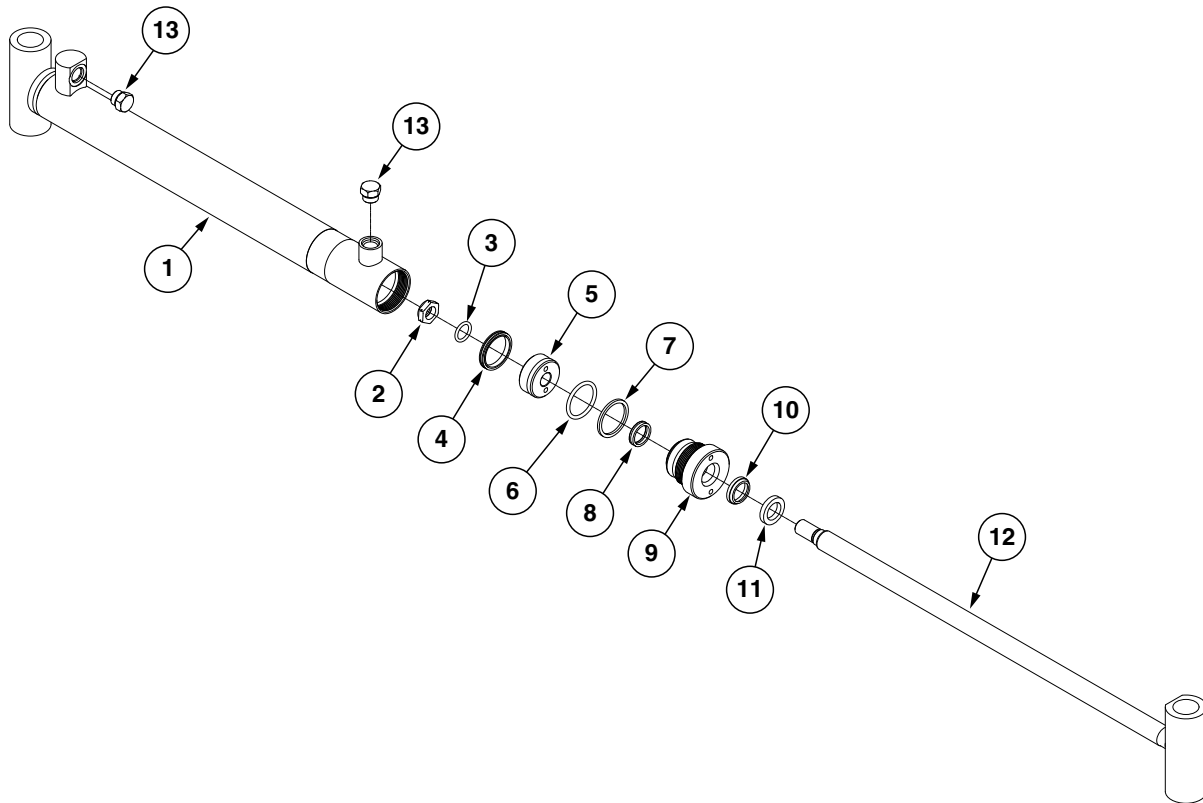
(IP1528)



ITEM	PART NO.	QTY.	DESCRIPTION
1	A8775	1	Barrel
2	GD27233	1	Nylon Lock Nut, 3/4"-16, Grade 8
3	*D12277	1	T-Seal
4	GD29689	1	Piston
5	*D29692	1	O-Ring, No. 211
6	*D12235	1	O-Ring, No. 326
7	*D12236	1	Back-Up Ring
8	*D12256	1	U-Cup
9	GD12510	1	Gland
10	*D12233	1	Wiper Rod
11	GD12101	1	Ring
12	GA21168	1	Rod
13	G6408-08	2	Plug W/O-Ring, 3/4"-16 O-Ring
	GR1037	-	O-Ring
A	GA21167	-	Cylinder Complete, 2" x 8" (Part Number Stamped On Barrel)
B	GR2229	-	Seal Kit, Includes: (1) Wiper, (2) U-Cup, (3) O-Rings, (1) BU Ring, (1) T-Seal, (1) Instruction Sheet

\*Item is part of seal kit, item can not be purchased individually.

(IP1527)

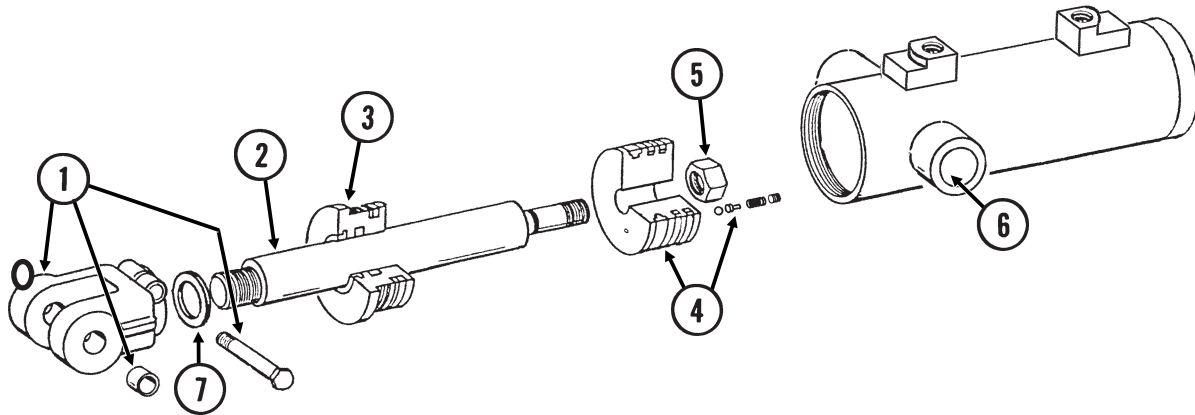


ITEM	PART NO.	QTY.	DESCRIPTION
1	A9442	1	Barrel
2	GD27233	1	Nylon Lock Nut, 3/4"-16, Grade 8
3	*D29692	1	O-Ring, No. 211
4	*D12277	1	T-Seal
5	GD29689	1	Piston
6	*D12235	1	O-Ring, No. 326
7	*D12236	1	Back-Up Ring
8	*D12256	1	U-Cup
9	GD12510	1	Gland
10	*D12233	1	Wiper Rod
11	GD12101	1	Ring
12	GA21159	1	Rod
13	G6408-08 GR1037	2 -	Plug W/O-Ring, 3/4"-16 O-Ring O-Ring
A	GA21158	-	Cylinder Complete, 2" x 20 1/16" (Part Number Stamped On Barrel)
B	GR2229	-	Seal Kit, Includes: (1) Wiper, (2) U-Cup, (3) O-Rings, (1) BU Ring, (1) T-Seal, (1) Instruction Sheet

\*Item is part of seal kit, item can not be purchased individually.

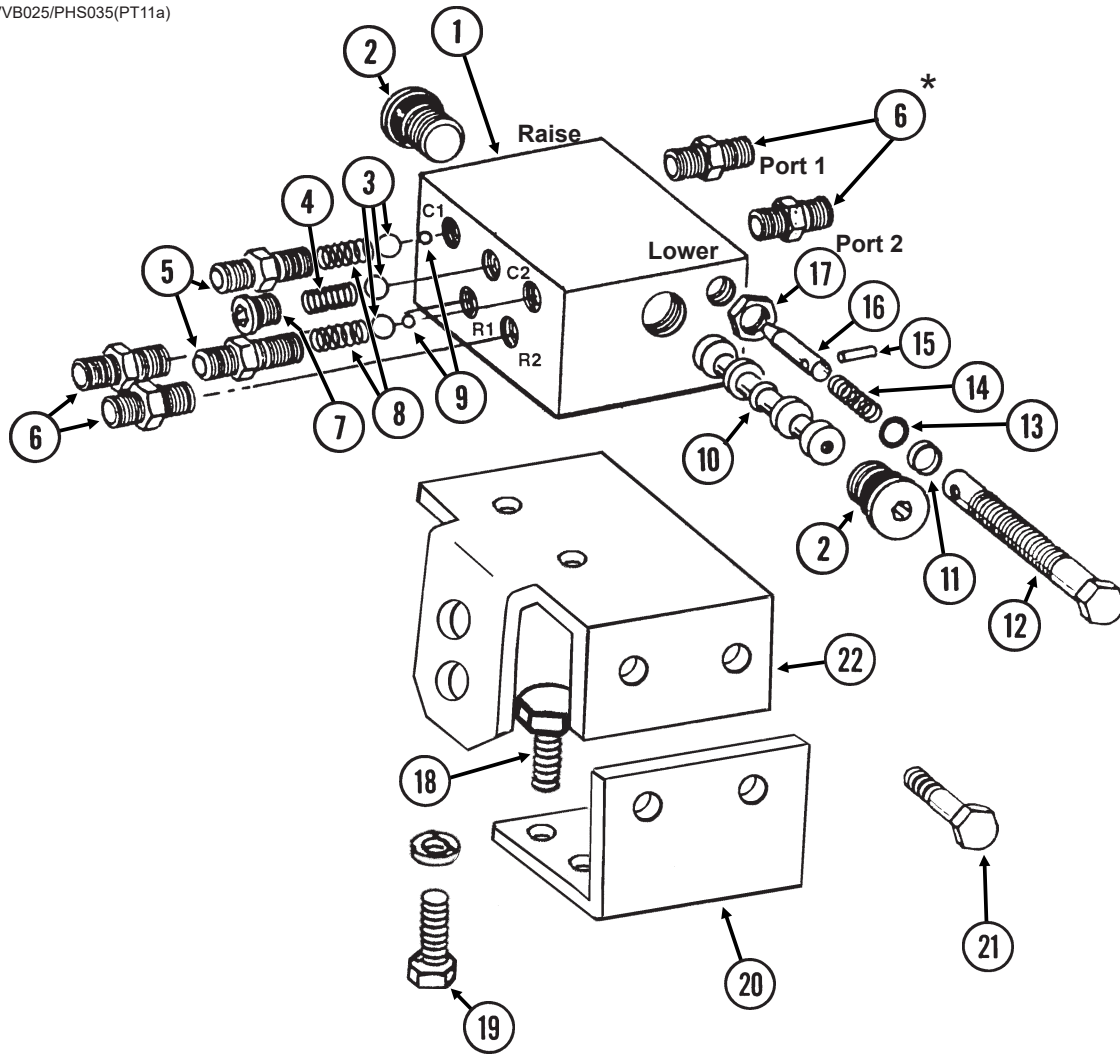


(CYL33c)



ITEM	PART NO.	QTY.	DESCRIPTION
1	GA8130	1	Clevis W/Bushings, Hex Head Cap Screw and Hex Nut
	GR1401	2	Bushing
	G10939	1	Hex Head Cap Screw, 3/8"-16 x 2 1/4"
	G10101	1	Hex Nut, 3/8"-16
2	GD12513	1	Rod
3	GD11995	1	Gland
4	GA8924	1	Piston W/Rephasing Valve
	GR1169	-	Rephasing Valve Replacement Kit (Includes: Set Screw, Guide, 2 Springs and Ball)
5	GD27235	1	Nylon Lock Nut, 1"-14, Grade 8
6	A8923	1	Barrel
7	G10957	4	Steel Shim
A	GA8897	-	Cylinder Complete, 4 1/4" x 4" (Part Number Stamped On Barrel)
B	GR1523	-	Seal Kit, Includes: (1) Wiper, (2) O-Rings, (1) BU Ring, (1) U-Cup, (1) Seal, (1) Expander, (2) Cast Iron Ring

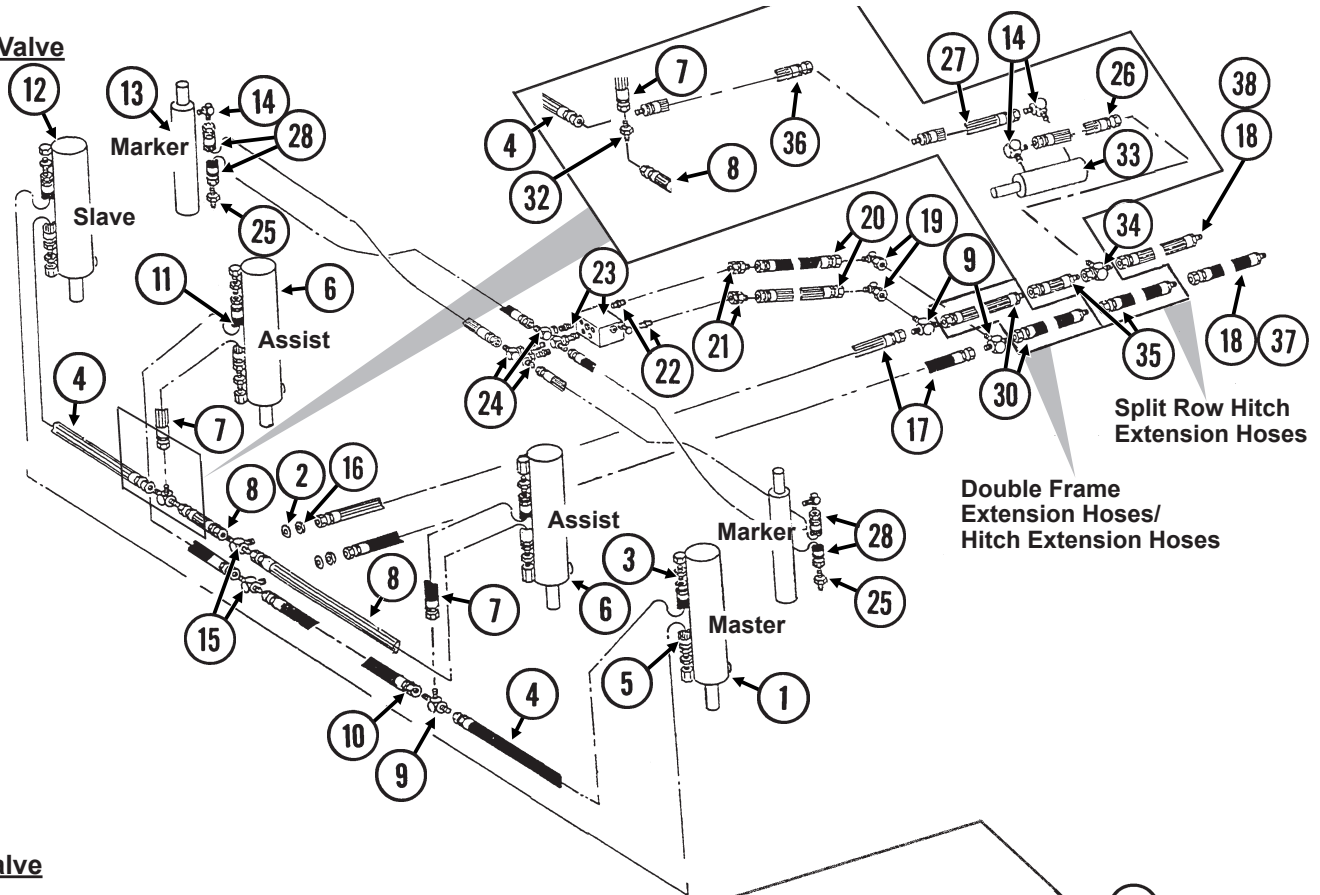
VVB025/PHS035(PT11a)



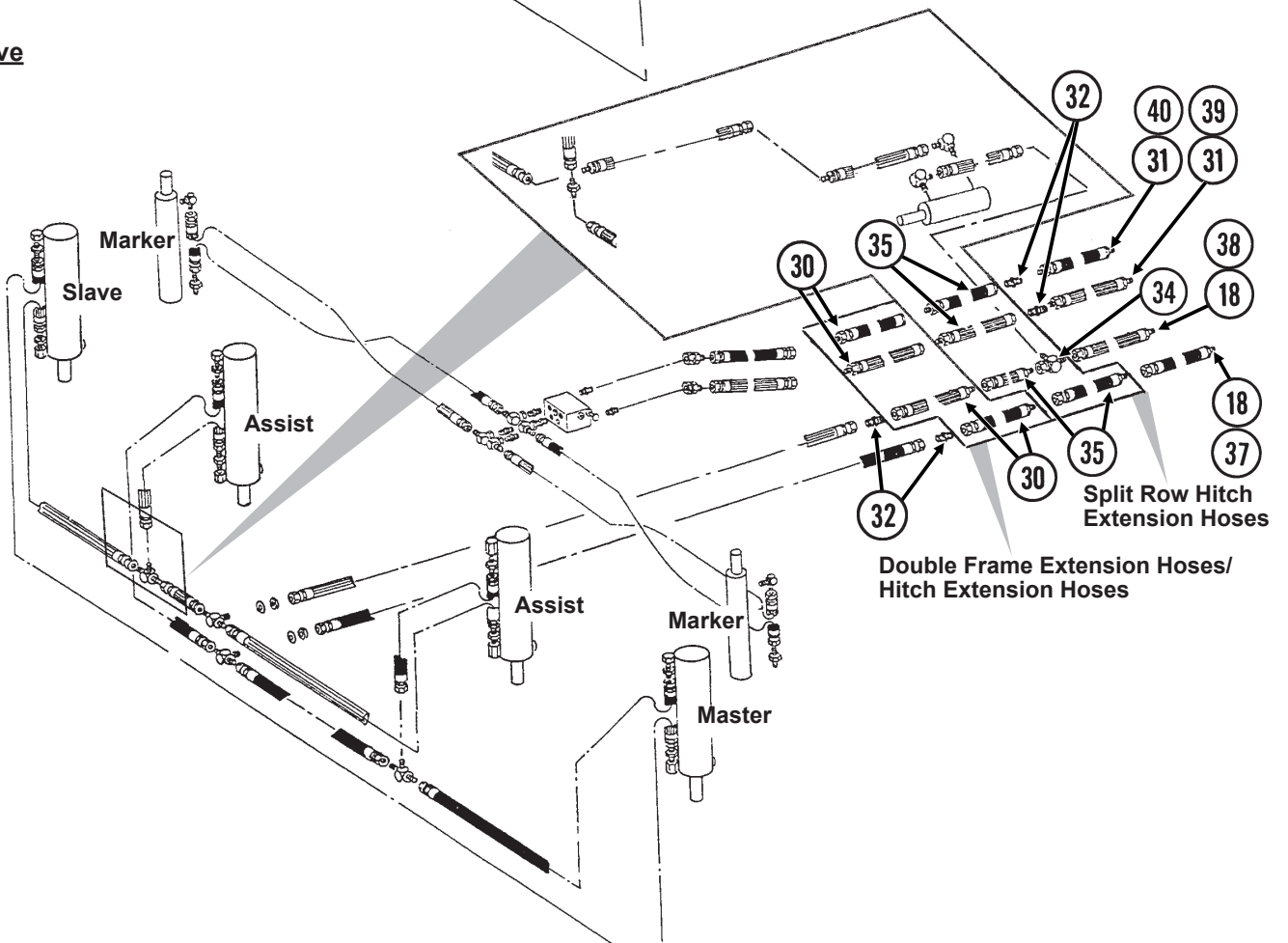
ITEM	PART NO.	QTY.	DESCRIPTION
1	---	-	Valve Body ( <b>Non-Stock Item</b> )
2	GR1047	2	Hex Socket Plug W/O-Ring
	GR1037	-	O-Ring
3	GR1044	3	7/16" Check Ball
4	GR1033	1	Detent Spring
5	GR1032	2	Port Adapter W/O-Ring
	GR1045	-	O-Ring
6	*G6400-06	4	Connector W/O-Ring, 9/16"-18 Male 37° JIC To 9/16"-18 O-Ring
	GR1045	-	O-Ring
7	GR1034	1	Hex Socket Plug W/O-Ring
	GR1035	-	O-Ring
8	GR1036	2	Spring
9	GR1043	2	1/4" Steel Ball
10	---	-	Spool ( <b>Non-Stock Item</b> )
11	GR1041	2	Teflon BU Ring
12	GR1042	2	Adjustment Screw
13	GR1040	2	O-Ring
14	GR1046	2	Compression Spring
15	GR1039	2	Spring Pin
16	GR1038	2	Needle
17	GR1048	2	Hex Jam Nut, 1/2"-20
18	G10001	2	Hex Head Cap Screw, 3/8"-16 x 1"
	G11387	2	Washer, 3/8" SAE
	G10229	2	Lock Washer, 3/8"
19	G10001	2	Hex Head Cap Screw, 3/8"-16 x 1"
	G10229	2	Lock Washer, 3/8"
20	GD10223	1	Mounting Angle
21	G10001	2	Hex Head Cap Screw, 3/8"-16 x 1"
	G11387	2	Washer, 3/8" SAE
	G10229	2	Lock Washer, 3/8"
	G10101	2	Hex Nut, 3/8"-16
22	GD10224	1	Valve Mounting Angle
A	GA5552	-	Valve Assembly Complete (Items 1-17)
B	GA5572	-	Flow Control Portion Only (Items 11-17)

\*Not used on sizes with 3/8" hoses.

Single Valve



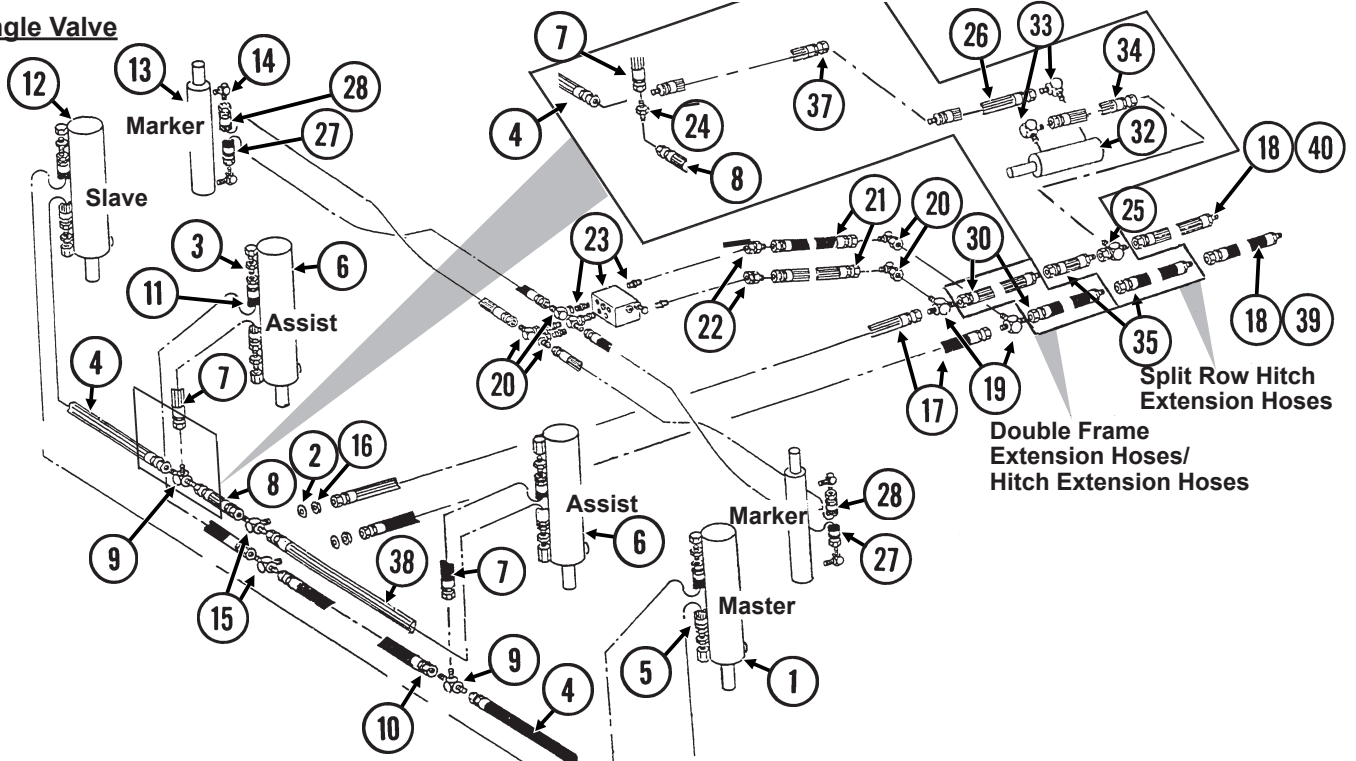
Dual Valve



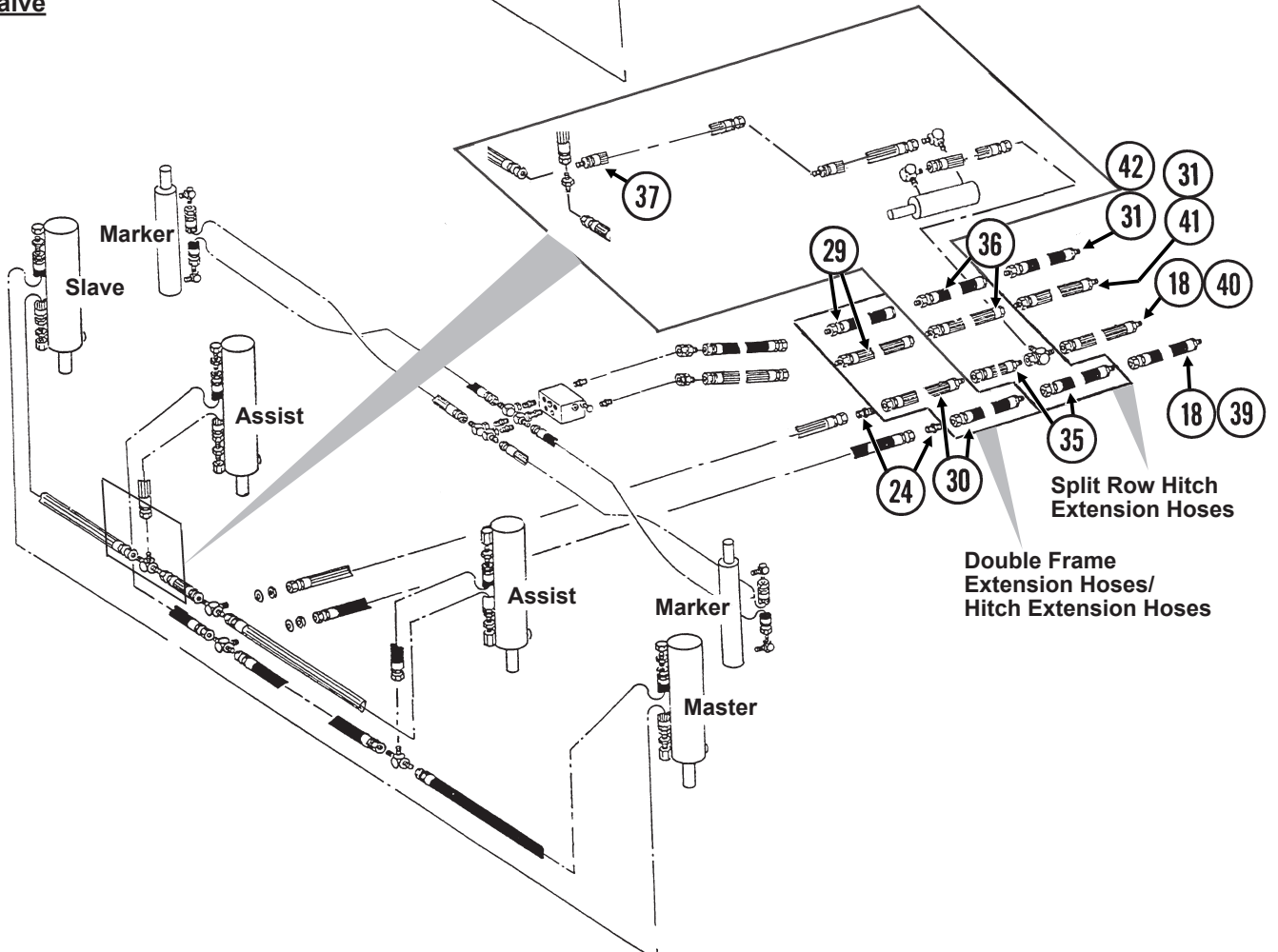
ITEM	PART NO.	QTY.	DESCRIPTION
1	---	-	<a href="#">See "Master Lift Cylinder" on page P120</a>
2	G10215	2	Machine Bushing, 3/4", 14 Gauge
3	G6400-08	8	Connector W/O-Ring, 3/4"-16 Male JIC To O-Ring
	GR1037	-	O-Ring
4	*A1018	2	Hose Assembly, 3/8" x 40"
5	*A1054	1	Hose Assembly, 3/8" x 204"
6	---	-	<a href="#">See "Lift Assist Cylinder, 6 Row and 8 Row" on page P122</a>
7	*A1000	2	Hose Assembly, 3/8" x 15"
8	*A1055	1	Hose Assembly, 3/8" x 66"
9	G2603-08-08-06	2	Tee, 3/4"-16 Male JIC To 9/16"-18 JIC
10	*A1021	2	Hose Assembly, 3/8" x 56"
11	*A1055	1	Hose Assembly, 3/8" x 66"
12	---	-	<a href="#">See "Slave Lift Cylinder" on page P121</a>
13	---	-	<a href="#">See "Row Marker Cylinder, 8 Row" on page P124</a>
14	G6500-08-06	2	Swivel Elbow, 90°, 3/4"-16 Male JIC To 9/16"-18 Female
	GR1037	-	O-Ring
15	G2703-08-08	2	Bulkhead Tee, 3/4"-16 Male JIC
16	G306-08	2	Lock Nut, 3/4"-16
17	*A1076	2	Hose Assembly, 3/8" x 30"
18	*A26936-125	2	Hose Assembly, 3/8" x 125" (08F-1/2M NPTF W/Ext, W/Tip)
19	G6500-08	2	Swivel Elbow, 90°, 3/4"-16 Male JIC To Female
20	*A1079	2	Hose Assembly, 3/8" x 24"
21	G6502-08	2	Swivel Elbow, 45°, 3/4"-16 Male JIC To Female
22	G6400-08-06	2	Connector W/O-Ring, 3/4"-16 Male JIC To 9/16"-18 O-Ring
	GR1045	-	O-Ring
23	---	-	<a href="#">See "Row Marker Sequencing/Flow Control Valve" on page P126</a>
24	G6500-06	2	Swivel Elbow, 90°, 3/4"-16 Male JIC To 9/16"-18 Female
25	G6500-08-06	2	Connector W/O-Ring, 3/4"-16 Male JIC To O-Ring
26	*A1076	1	Hose Assembly, 3/8" x 30", W/Split Row Package
27	*A3209	1	Hose Assembly, 3/8" x 170", W/Split Row Package
28	*A1182	2	Hose Assembly, 1/4" x 30"
	*A1168	2	Hose Assembly, 1/4" x 120"
29	---	-	---
30	*A3142	-	Hose Assembly, 3/8" x 30", W/Double Frame Package
	*A3147	-	Hose Assembly, 3/8" x 24", W/Hitch Extensions
31	*A26939-56	2	Hose Assembly 3/8" x 56" (06F - 1/2M NPTF W/Ext W/Tip)
32	G2403-08	-	Union, 3/4"-16 Male JIC
33	---	-	<a href="#">See "Split Row Lift Cylinder" on page P125</a>
34	G6602-08	1	Swivel Tee, 3/4"-16 JIC
35	*A3150	2-4	Hose Assembly, 3/8" x 56", W/Split Row Package
36	*A3142	1	Hose Assembly, 3/8" x 30", W/Split Row Package (Double Frame Only)
37	GA26924-01	-	Hose Label/Cover, Red (Extend)
38	GA26924-02	-	Hose Label/Cover, Red (Retract)
39	GA26924-03	-	Hose Label/Cover, Blue (Extend)
40	GA26924-04	-	Hose Label/Cover, Blue (Retract)

\* Hydraulic hose is not stocked by Kinze Repair Parts.

**Single Valve**



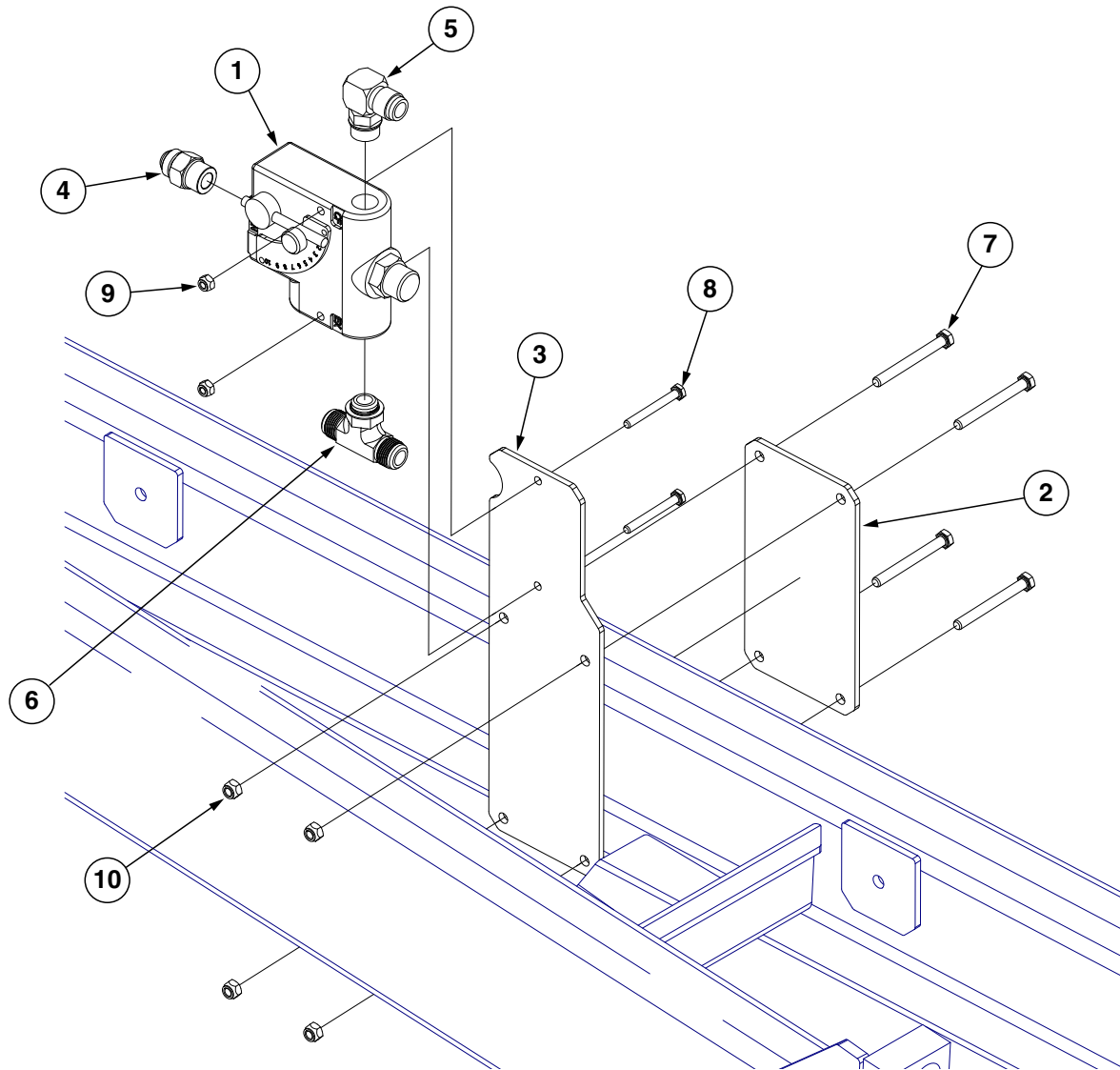
**Dual Valve**



ITEM	PART NO.	QTY.	DESCRIPTION
1	---	-	<a href="#">See "Master Lift Cylinder" on page P120</a>
2	G10215	2	Machine Bushing, 3/4", 14 Gauge
3	G6400-08	8	Connector W/O-Ring, 3/4"-16 Male JIC To O-Ring
	GR1037	-	O-Ring
4	*A1018	2	Hose Assembly, 3/8" x 40"
5	*A3115	1	Hose Assembly, 3/8" x 146"
6	---	-	<a href="#">See "Lift Assist Cylinder, 6 Row and 8 Row" on page P122</a>
7	*A1000	2	Hose Assembly, 3/8" x 15"
8	*A3119	1	Hose Assembly, 3/8" x 36"
9	G2603-08	2	Tee, 3/4"-16 Male JIC
10	*A1086	1	Hose Assembly, 3/8" x 28"
11	*A1019	1	Hose Assembly, 3/8" x 44"
12	---	-	<a href="#">See "Slave Lift Cylinder" on page P121</a>
13	---	-	<a href="#">See "Row Marker Cylinder, 8 Row" on page P124</a>
14	G6801-06-08	4	Elbow W/O-Ring, 90°, 9/16"-18 Male JIC To 3/4"-16 O-Ring
	GR1037	-	O-Ring
15	G2703-08-08	2	Bulkhead Tee, 3/4"-16 Male JIC
16	G306-08	2	Lock Nut, 3/4"-16
17	*A1076	2	Hose Assembly, 3/8" x 30"
18	*A26936-125	2	Hose Assembly, 3/8" x 125" (08F-1/2M NPTF W/Ext, W/Tip)
19	G2603-08-08-06	2	Tee, 3/4"-16 Male JIC To 9/16"-18 JIC
20	G6500-06	2	Swivel Elbow, 90°, 9/16"-18 Male JIC To Female
21	*A1138	2	Hose Assembly, 1/4" x 29"
22	G6502-06	2	Swivel Elbow, 45°, 9/16"-18 Male JIC To Female
23	---	-	<a href="#">See "Row Marker Sequencing/Flow Control Valve" on page P126</a>
24	G2403-08	1	Union, 3/4"-16 Male JIC
25	G6602-08	1	Swivel Tee, 3/4"-16 JIC
26	*A3208	1	Hose Assembly, 3/8" x 140", W/Split Row Package
27	*A1106	2	Hose Assembly, 1/4" x 125"
28	*A1168	2	Hose Assembly, 1/4" x 120"
29	*A1182	-	Hose Assembly, 1/4" x 30", W/Double Frame Package
	*A1177	-	Hose Assembly, 1/4" x 24", W/Hitch Extensions
30	*A3142	-	Hose Assembly, 3/8" x 30", W/Double Frame Package
	*A3147	-	Hose Assembly, 3/8" x 24", W/Hitch Extensions
31	*A26939-56	2	Hose Assembly, 3/8" x 56"
32	---	-	<a href="#">See "Split Row Lift Cylinder" on page P125</a>
33	G6801-08	2	Elbow W/O-Ring, 90°, 3/4"-16 Male JIC To O-Ring
	GR1037	-	O-Ring
34	*A1076	1	Hose Assembly, 3/8" x 30", W/Split Row Package
35	*A3150	2	Hose Assembly, 3/8" x 56", W/Split Row Package
36	*A1179	2	Hose Assembly, 1/4" x 56", W/Split Row Package
37	*A3142	1	Hose Assembly, 3/8" x 30", W/Split Row Package (Double Frame Only)
38	*A3175	1	Hose Assembly, 3/8" x 38"
39	GA26924-01	-	Hose Label/Cover, Red (Extend)
40	GA26924-02	-	Hose Label/Cover, Red (Retract)
41	GA26924-03	-	Hose Label/Cover, Blue (Extend)
42	GA26924-04	-	Hose Label/Cover, Blue (Retract)

\* Hydraulic hose is not stocked by Kinze Repair Parts.

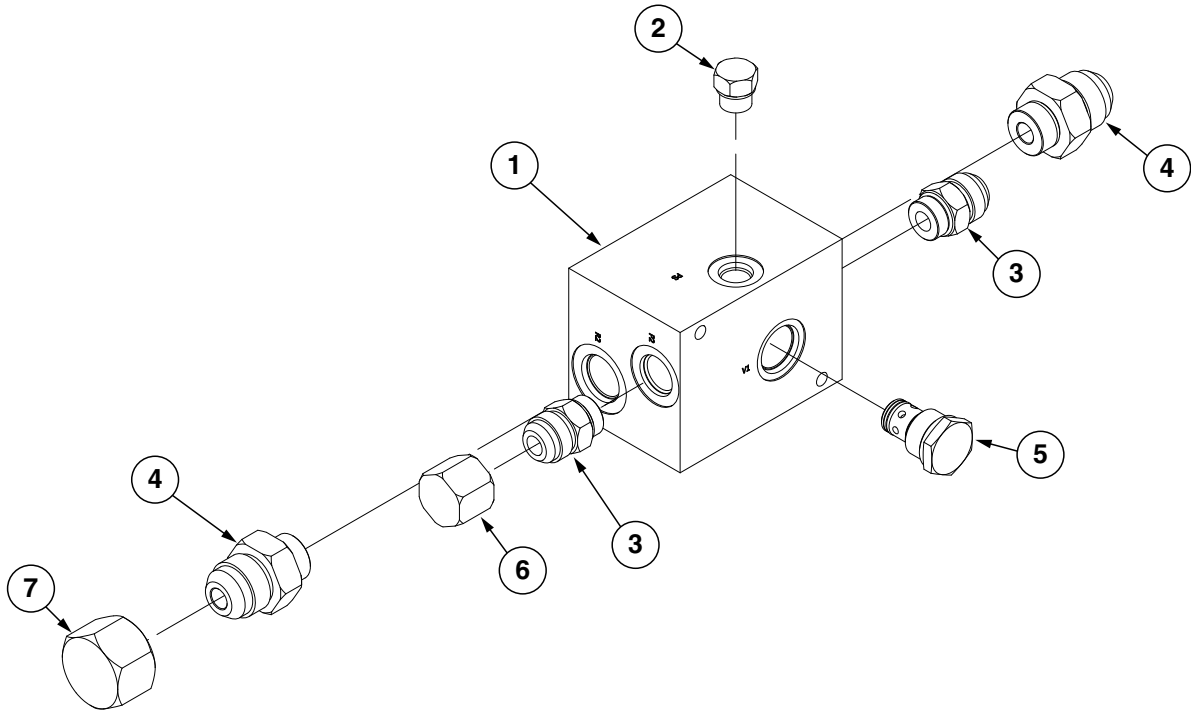
(1K656)



ITEM	PART NO.	QTY.	DESCRIPTION
1	GA10918	1	Flow Control Valve
2	GD29719	1	Bypass Valve Plate Mount, Back
3	GD29721	1	Bypass Valve Plate Mount, Front
4	G6400-10 GR1466	1	Connector W/O-Ring, 7/8"-14 Male JIC To O-Ring
5	G6801-10 GR1466	1	Elbow W/O-Ring, 90°, 7/8"-14 Male JIC To O-Ring
6	G6803-10	1	Tee W/O-Ring, 7/8"-14
7	G12003-80	4	Hex Head Cap Screw, M8-1.25 x 80
8	G12004-60	2	Hex Head Cap Screw, M6-1.0 x 60
9	G12101	4	Hex Lock Nut, M6-1.00
10	G12013	2	Hex Lock Nut, M8-1.25

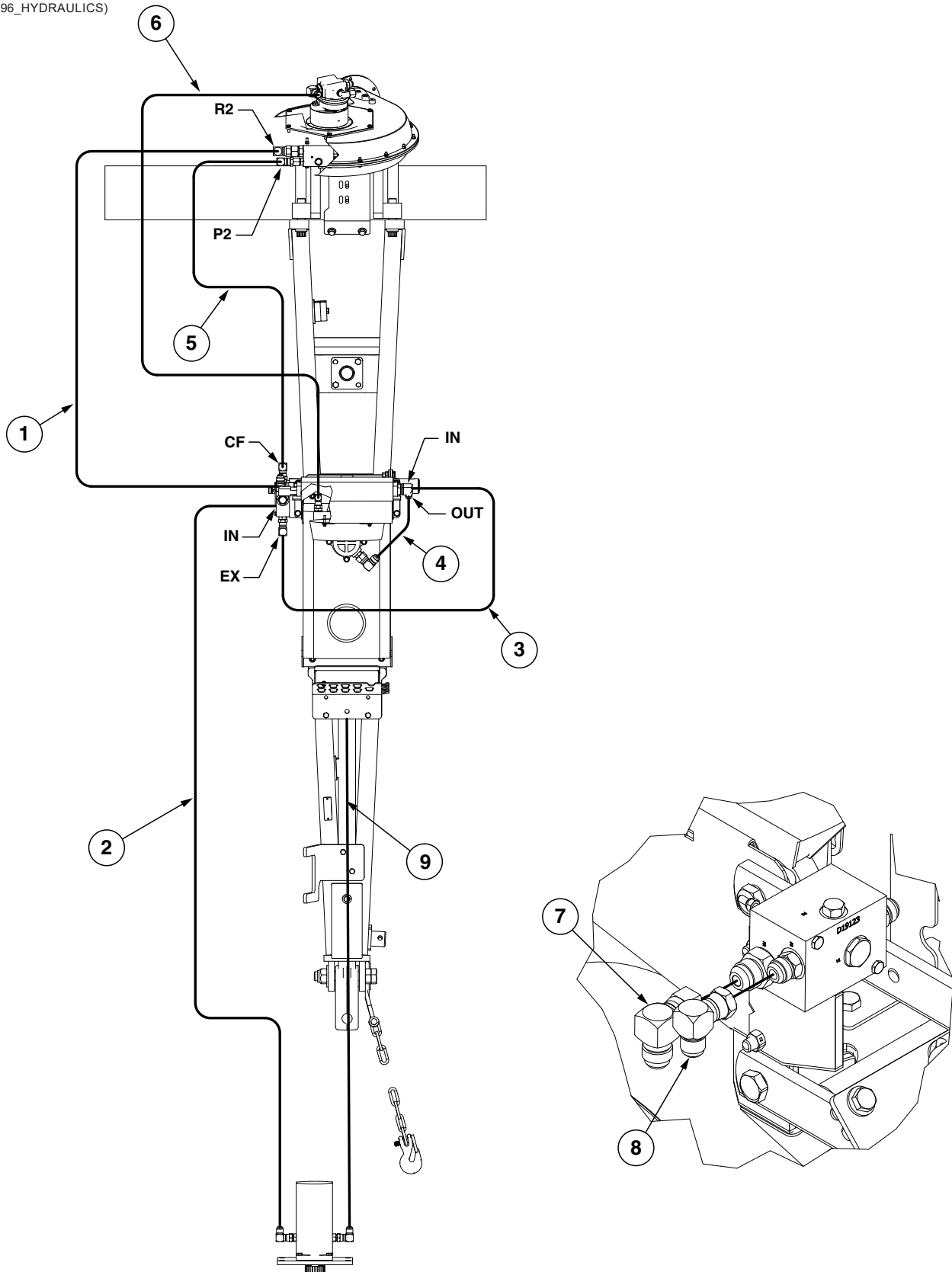


(A15813)



ITEM	PART NO.	QTY.	DESCRIPTION
1	GD19123	1	Vacuum Fan Override Valve Block
2	G6408-06	1	Plug W/O-Ring, 9/16"-18 O-Ring
	GR1045	-	O-Ring
3	G6400-10-08	2	Connector W/O-Ring, 7/8"-14 Male JIC To 3/4"-16 O-Ring
	GR1037	-	O-Ring
4	G6400-12-10	2	Connector W/O-Ring, 1 1/16"-12 JIC To 7/8"-14 O-Ring
5	GA4293	1	Check Valve Cartridge
6	G304-C-10	1	Cap Nut, 7/8"-14
7	G304-C-12	1	Cap Nut, 1 1/16"-12

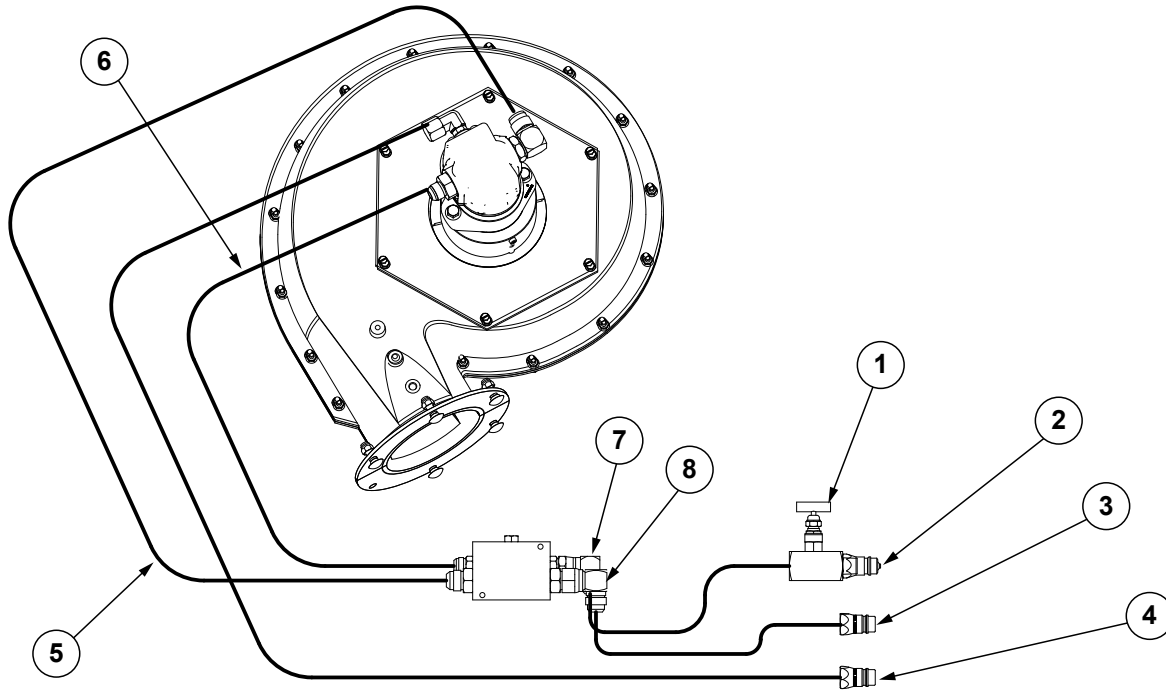
(A21296\_HYDRAULICS)



ITEM	PART NO.	QTY.	DESCRIPTION
1	*A22783-1575	1	Hose Assembly, 5/8" x 1575 mm (12F-12F)
2	*A22774-3250	1	Hose Assembly, 1/2" x 3250 mm (10F-10F)
3	*A22774-600	1	Hose Assembly, 1/2" x 600 mm (10F-10F)
4	*A22783-600	1	Hose Assembly, 5/8" x 600 mm (12F-12F)
5	*A22774-1480	1	Hose Assembly, 1/2" x 1480 mm (10F-10F)
6	*A22766-2550	1	Hose Assembly, 3/8" x 2550 mm (08F-08F)
7	G6500-12	1	Swivel Elbow, 90°, 1 1/16"-12 Male JIC To Female
8	G6500-10	1	Swivel Elbow, 90°, 7/8"-14 Male JIC To Female
9	*A12990-90	1	Hose Assembly, 1" x 90" (16F-16F)

\* Hydraulic hose is not stocked by Kinze Repair Parts, but can be made available on a special order basis. Call for quote.





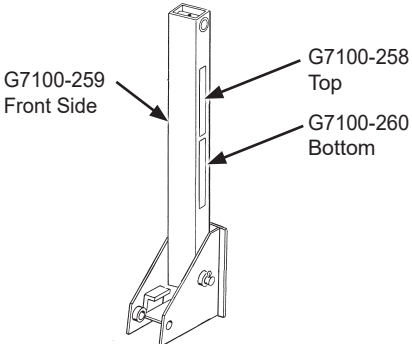

(A15815\_hydraulics)

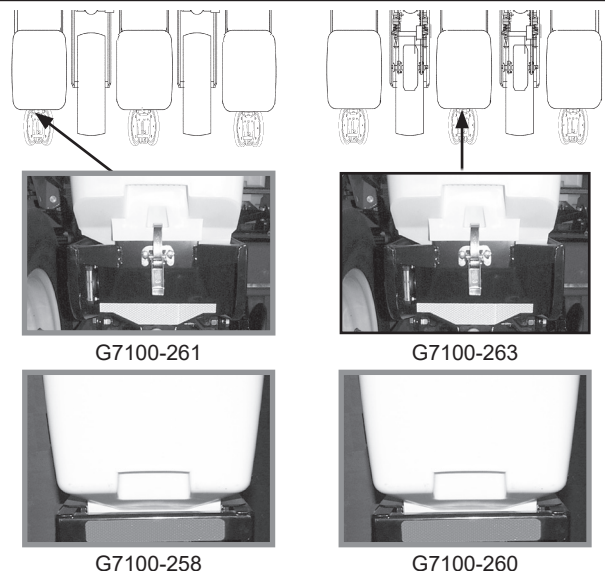






ITEM	PART NO.	QTY.	DESCRIPTION
1	GA11650	1	Needle Valve
2	*A18693-185	1	Hose Assembly, 1/2" x 185"
3	*A21548-185	1	Hose Assembly, 5/8" x 185"
4	*A26937-230	1	Hose Assembly, 3/8" x 230"
5	*A11498	1	Hose Assembly, 5/8" x 52' (12F-12F)
6	*A8262	1	Hose Assembly, 1/2" x 36"
7	G6500-10	1	Swivel Elbow, 90°, 7/8"-14 Male JIC To Female
8	G6500-12	1	Swivel Elbow, 90°, 1 1/16"-12 Male JIC To Female

\* Hydraulic hose is not stocked by Kinze Repair Parts.

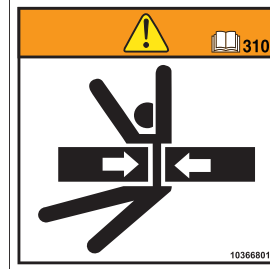
**This page left blank intentionally.**

	 <p>Part No.: GD2199 Description: SMV Sign Quantity: 1</p>
 <p>Conventional Row Marker</p>	 <p>Part No.: G10366901 Description: Decal, Warning (2021 Production and on) Quantity: 1 (Per Row Marker Cylinder - Conventional) 4 (2 Per Row Marker)</p>
	 <p>Part No.: G7100-557 Description: Reflective Decal, Red, 2" x 9", Rectangular Quantity: 2 (1 Per Row Marker) (If Applicable)</p> <p>Part No.: G7100-558 Description: Reflective Decal, Amber, 2" x 9", Rectangular Quantity: 2 (1 Per Row Marker)</p> <p>Part No.: G7100-559 Description: Reflective Decal, Orange, 2" x 9", Rectangular Quantity: 2 (2 Per Row Marker)</p>


 <p><b>NOTE:</b> Exceptions to above are 8 Row planters. Red reflective decals are used on 1, 3, 6, and 8 row units. Orange reflective decals are used on 2, 4, 5, and 7 row units. (If Applicable)</p>	 <p>Part No.: G7100-261                  Description: Reflective Decal, Red, 1¼" x 9", Die-Cut                  Quantity: 2 (One per row unit located on the hopper support on the outside row unit on each end of the planter) (if applicable)</p> <p>Part No.: G7100-263                  Description: Reflective Decal, Orange, 1¾" x 9", Die-Cut                  Quantity: 2 (One per row unit located on the hopper support on the second row unit in on each end of the planter) (if applicable)</p> <p>Part No.: G7100-557                  Description: Reflective Decal, Red, 2" x 9", Rectangular                  Quantity: 2 (One per row unit located on the granular chemical hopper panel extension on the outside row unit on each end of the planter) (if applicable)</p> <p>Part No.: G7100-559                  Description: Reflective Decal, Orange, 2" x 9", Rectangular                  Quantity: 2 (One per row unit located on the granular chemical hopper panel extension on the second row unit in on each end of the planter) (if applicable)</p>
	 <p>Part No.: G10367001                  Description: Decal, Warning (2021 Production and on)                  Quantity: 1</p>



Part No.: G10367401  
 Description: Decal, Crush Warning (2021 Production and on)  
 Quantity: 1 (Per Contact Wheel Assembly)



Part No.: G10366801  
 Description: Decal, Warning (2021 Production and on)  
 Quantity: 1 (Per Contact Wheel Assembly)




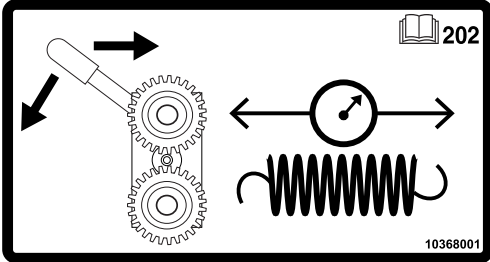




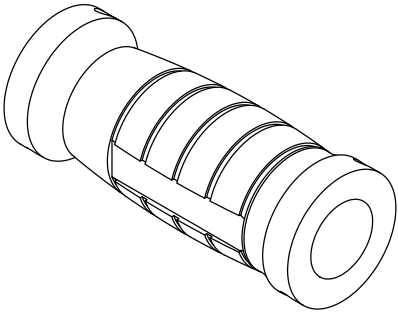
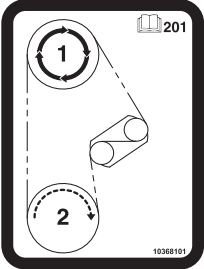


Part No.: G10367601  
 Description: Decal, Chemical Warning (2021 Production and on)  
 Quantity: 1 (1 Per Row Unit - Located On Underside Of Granular Chemical Hopper Lid)










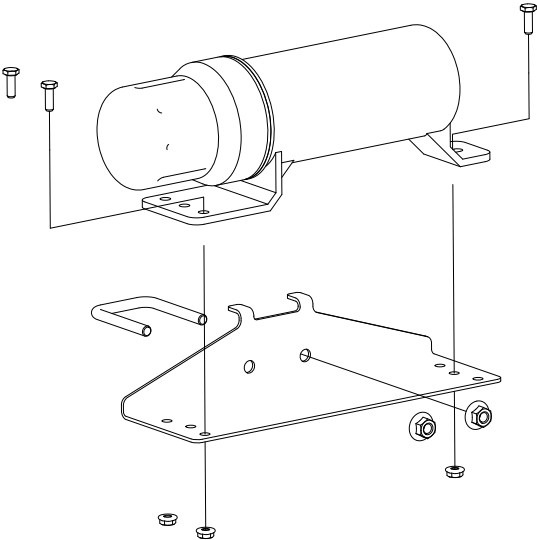

Part No.: G10371901  
 Description: Decal, Lifting Caution (2021 Production and on)  
 Quantity: 1 (Located On Push Row Unit Lift Lever)



	 <p>Part No.: G10367401                  Description: Decal, Crush Warning (2021 Production and on)                  Quantity: 1 (Per Contact Wheel Assembly)</p>
	<p>Part No.: GD1162                  Description: Tie Strap, 28"</p> <p>Part No.: GD1512                  Description: Tie Strap, 7½"</p> <p>Part No.: GD2117                  Description: Tie Strap, 14½"</p> <p>Part No.: GD2984                  Description: Tie Strap, 34"</p>
	<p>Part No.: G10368001                  Description: Decal, Spring Tension Release                  Quantity: -</p>
<p><b>Double Frame®</b></p>	<p>Part No.: G7100-60                  Description: Decal, Double Frame                  Quantity: 1</p>
	<p>Part No.: G10074401                  Description: Decal, 3005                  Quantity: 2 (1 On Each Side Of Hitch)</p>
	<p>Part No.: G10367201                  Description: Decal, Warning (2021 Production and on)                  Quantity: 1</p>

	<p>Part No.: GA26924-01                  Description: Hose Label Cover, Red, Extend                  Part No.: GA26924-02                  Description: Hose Label Cover, Red, Retract                  Part No.: GA26924-03                  Description: Hose Label Cover, Blue, Extend                  Part No.: GA26924-04                  Description: Hose Label Cover, Blue, Retract                  Part No.: GA26924-05                  Description: Hose Label Cover, Green, Extend                  Part No.: GA26924-06                  Description: Hose Label Cover, Green, Retract                  Part No.: GA26924-07                  Description: Hose Label Cover, Yellow, Extend                  Part No.: GA26924-08                  Description: Hose Label Cover, Yellow, Retract                  Part No.: GA26924-09                  Description: Hose Label Cover, White, Extend                  Part No.: GA26924-10                  Description: Hose Label Cover, White, Retract                  Part No.: GA26924-11                  Description: Hose Label Cover, Orange, Retract</p>
	<p>Part No.: G10368101                  Description: Decal, Transmission (2021 Production and on)                  Quantity: 1</p>
	<p>Part No.: G10368201                  Description: Decal, Oil/Grease Daily (2021 Production and on)                  Quantity: -</p>
	<p>Part No.: G10371501                  Description: Decal, Oil/Grease Weekly                  Quantity: -</p>

	<p>Part No.: GR2127MPP Description: Blue Paint, Twelve Aerosol Cans</p>
	<p>Part No.: GR0146MPP Description: Powdered Graphite, Twenty-Four 1 Pound Containers</p>
	<p>Part No.: GR1570MPP Description: Talc Lubricant, Four 8 Pound Containers</p>
	<p>Part No.: GR1842MPP Description: Graphite Lubricant, Four 5 Pound Containers</p>
	<p>Part No.: GR2240MPP Description: Talc/Graphite Blend (80 Talc/20 Graphite), Four 8 Pound Containers</p>
	<p>Part No.: GR2241MPP Description: Dispensing Cap, 10/Package</p>

	<p>Part No.: GM0309-01                  GM0309-01-RUS (Russian)                  GM0309-01-UKR (Ukrainian)                  GM0309-01-BGR (Bulgarian)                  Description: Operator Manual, Model 3005</p> <p>Part No.: GM0309-02                  Description: Parts Manual, Model 3005</p> <p>Part No.: GPR1094                  Description: Binder (Contact Kinze Parts To Order)</p>
	<p>Part No.: GA15422                  Description: Operator's Manual Canister                  Quantity: 1</p>
	<p>Part No.: GD22685                  Description: Manual Canister Bracket                  Quantity: 1</p>
	<p>Part No.: GD22692                  Description: U-Bolt, 1 1/4" x 1 3/4" x 3/8"-16                  Quantity: 1</p>
	<p>Part No.: G11091                  Description: Serrated Flange Nut, 3/8"-16                  Quantity: 2</p>
	<p>Part No.: G11166                  Description: Hex Socket Flange Cap Screw, 1/4"-20 x 3/4"                  Quantity: 3</p> <p>Part No.: G10621                  Description: Serrated Flange Nut, 1/4"-20                  Quantity: 3</p>
	<p>Part No.: G7100-484                  Description: Decal, American Flag</p>

**This page left blank intentionally.**

Part No.	Page	Part No.	Page	Part No.	Page	Part No.	Page
*A1000	.P129	A26287	.P23	G1K322	.P79	G4301-04	.P113
*A1000	.P131	*A26936-125	.P129	G1K331	.P39	G4301-07	.P107
*A1018	.P129	*A26936-125	.P131	G1K345	.P11	G4602-01	.P105
*A1018	.P131	*A26939-56	.P129	G1K362	.P80	G4602-21	.P107
*A1019	.P131	*A26939-56	.P131	G1K363	.P80	G6325X	.P5
*A1021	.P129	*D12038	.P121	G1K378	.P66	G6400-08	.P129
*A1054	.P129	*D12056	.P120	G1K378	.P114	G6400-08	.P131
*A1055	.P129	*D12210	.P120	G1K534	.P35	G6400-08-06	.P129
*A1055	.P129	*D12210	.P121	G1K535	.P35	G6408-06	.P133
*A1076	.P129	*D12210	.P122	G1K758	.P5	G6408-08	.P120
*A1076	.P129	*D12212	.P122	G1K759	.P35	G6408-08	.P121
*A1076	.P131	*D12213	.P122	G306-08	.P129	G6408-08	.P122
*A1076	.P131	*D12227	.P121	G306-08	.P131	G6408-08	.P123
*A1079	.P129	*D12228	.P121	G2100-03	.P63	G6408-08	.P124
*A1086	.P131	*D12231	.P120	G2100-03	.P66	G6500-06	.P129
*A1106	.P131	*D12232	.P120	G2100-03	.P109	G6500-06	.P131
*A1138	.P131	*D12233	.P123	G2100-03	.P113	G6500-08	.P129
*A1168	.P129	*D12233	.P124	G2403-08	.P129	G6500-08-06	.P129
*A1168	.P131	*D12235	.P123	G2403-08	.P131	G6500-08-06	.P129
*A1177	.P131	*D12235	.P124	G2603-08	.P131	G6502-06	.P131
*A1179	.P131	*D12236	.P123	G2603-08-08-06	.P129	G6502-08	.P129
*A1182	.P129	*D12236	.P124	G2603-08-08-06	.P131	G6602-08	.P129
*A1182	.P131	*D12251	.P120	G2703-08-08	.P129	G6602-08	.P131
*A3115	.P131	*D12251	.P121	G2703-08-08	.P131	G6795X	.P91
*A3119	.P131	*D12251	.P122	G3303-16	.P3	G6801-06-08	.P131
*A3142	.P129	*D12256	.P123	G3303-96	.P35	G6801-08	.P131
*A3142	.P129	*D12256	.P124	G3303-98	.P3	G6801-10-12	.P55
*A3142	.P131	*D12275	.P122	G3303-108	.P3	G7100-60	.P141
*A3142	.P131	*D12277	.P123	G3303-108	.P23	G7100-260	.P138
*A3147	.P129	*D12277	.P124	G3303-114	.P23	G7100-261	.P139
*A3147	.P131	*D12279	.P121	G3303-114	.P25	G7100-263	.P139
*A3150	.P129	*D12280	.P120	G3310-80	.P66	G7100-484	.P144
*A3150	.P131	*D29649	.P120	G3310-92	.P65	G7100-557	.P138
*A3175	.P131	*D29649	.P121	G3310-98	.P93	G7100-557	.P139
*A3208	.P131	*D29692	.P123	G3310-98	.P98	G7100-558	.P138
*A3209	.P129	*D29692	.P124	G3310-100	.P65	G7100-559	.P138
A4295	.P120	*D30399	.P122	G3310-126	.P109	G7100-559	.P139
A7370	.P63	G1K248	.P77	G3310-126	.P113	G7566X	.P26
A7538	.P121	G1K248	.P80	G3310-132	.P63	G8647X	.P79
A8013	.P59	G1K252	.P77	G3310-138	.P39	G9897X	.P21
A8015	.P59	G1K252	.P80	G3310-252	.P39	G9903X	.P21
A8018	.P59	G1K253	.P63	G3324-01	.P75	G9948X	.P58
A8020	.P59	G1K267	.P79	G3400-01	.P63	G9948X	.P75
A8775	.P123	G1K268	.P79	G3400-01	.P66	G10001	.P11
A8827	.P122	G1K269	.P39	G3400-01	.P109	G10001	.P39
A8923	.P125	G1K269	.P67	G3400-01	.P113	G10001	.P41
A9442	.P124	G1K269	.P114	G4100-02	.P58	G10001	.P41
*A18693-185	.P136	G1K296	.P9	G4200-02	.P105	G10001	.P41
*A22774-3250	.P51	G1K320	.P77	G4200-03	.P105	G10001	.P79
*A22774-3250	.P135	G1K320	.P79	G4200-03	.P107	G10001	.P84
*A22783-1575	.P51	G1K321	.P77	G4205-11	.P111	G10002	.P7
*A22783-1575	.P135	G1K321	.P79	G4301-03	.P113	G10002	.P24

Part No.	Page	Part No.	Page	Part No.	Page	Part No.	Page
G10002	P87	G10020	P17	G10101	P26	G10104	P91
G10003	P3	G10021	P17	G10101	P39	G10104	P95
G10003	P69	G10022	P17	G10101	P41	G10104	P105
G10003	P109	G10023	P24	G10101	P42	G10104	P107
G10003	P113	G10023	P77	G10101	P79	G10105	P84
G10003	P117	G10026	P61	G10101	P83	G10105	P105
G10004	P5	G10031	P9	G10101	P85	G10105	P107
G10004	P31	G10033	P29	G10101	P109	G10106	P65
G10004	P35	G10033	P65	G10101	P113	G10106	P95
G10004	P63	G10033	P93	G10101	P113	G10106	P95
G10004	P63	G10035	P91	G10101	P117	G10106	P95
G10004	P66	G10036	P27	G10101	P125	G10106	P95
G10004	P85	G10037	P65	G10102	P29	G10106	P109
G10004	P105	G10037	P95	G10102	P29	G10106	P113
G10004	P105	G10038	P66	G10102	P39	G10107	P11
G10004	P107	G10039	P77	G10102	P39	G10107	P27
G10004	P109	G10039	P85	G10102	P39	G10107	P56
G10004	P113	G10039	P111	G10102	P39	G10107	P59
G10005	P7	G10045	P29	G10102	P58	G10107	P63
G10005	P59	G10045	P73	G10102	P65	G10107	P63
G10005	P63	G10045	P83	G10102	P65	G10107	P75
G10006	P29	G10046	P83	G10102	P65	G10107	P83
G10006	P56	G10046	P87	G10102	P65	G10107	P87
G10006	P61	G10047	P3	G10102	P66	G10107	P89
G10007	P26	G10047	P75	G10102	P66	G10107	P101
G10007	P75	G10047	P87	G10102	P69	G10108	P3
G10007	P84	G10047	P93	G10102	P71	G10108	P3
G10007	P105	G10047	P113	G10102	P73	G10108	P13
G10007	P107	G10047	P66	G10102	P73	G10108	P14
G10008	P69	G10048	P59	G10102	P77	G10108	P23
G10010	P9	G10048	P59	G10102	P77	G10108	P35
G10010	P31	G10048	P59	G10102	P83	G10108	P41
G10010	P90	G10049	P85	G10102	P87	G10108	P42
G10011	P87	G10053	P61	G10102	P91	G10108	P59
G10013	P11	G10053	P65	G10102	P91	G10108	P59
G10014	P3	G10053	P65	G10102	P93	G10108	P59
G10014	P9	G10053	P93	G10102	P95	G10108	P59
G10016	P56	G10055	P63	G10102	P98	G10108	P63
G10016	P85	G10061	P3	G10102	P105	G10108	P69
G10016	P93	G10061	P13	G10102	P107	G10108	P74
G10016	P98	G10061	P59	G10102	P109	G10108	P75
G10017	P59	G10064	P11	G10102	P111	G10108	P80
G10017	P66	G10064	P62	G10102	P113	G10108	P84
G10017	P66	G10064	P63	G10103	P63	G10108	P85
G10017	P87	G10064	P77	G10104	P5	G10108	P87
G10017	P98	G10064	P111	G10104	P26	G10108	P87
G10017	P109	G10071	P3	G10104	P35	G10108	P89
G10017	P111	G10071	P61	G10104	P59	G10108	P117
G10017	P113	G10096	P105	G10104	P59	G10109	P9
G10018	P74	G10096	P107	G10104	P61	G10109	P11
G10019	P9	G10100	P85	G10104	P65	G10109	P29
G10019	P83	G10101	P11	G10104	P85	G10109	P31

Part No.	Page	Part No.	Page	Part No.	Page	Part No.	Page
G10109	P71	G10187	P69	G10229	P26	G10233	P93
G10109	P83	G10201	P14	G10229	P31	G10233	P96
G10109	P89	G10201	P23	G10229	P39	G10233	P96
G10110	P23	G10201	P42	G10229	P41	G10233	P98
G10110	P73	G10201	P95	G10229	P41	G10233	P109
G10110	P77	G10201	P95	G10229	P63	G10233	P113
G10110	P77	G10207	P3	G10229	P66	G10235	P63
G10111	P11	G10207	P37	G10229	P66	G10237	P85
G10111	P27	G10209	P111	G10229	P79	G10243	P47
G10111	P29	G10210	P75	G10229	P83	G10243	P103
G10111	P29	G10215	P129	G10229	P85	G10278	P107
G10111	P41	G10215	P131	G10229	P85	G10278	P109
G10111	P41	G10216	P9	G10229	P93	G10278	P111
G10111	P56	G10216	P98	G10229	P109	G10284	P35
G10111	P59	G10217	P56	G10229	P113	G10292	P114
G10111	P61	G10217	P87	G10229	P113	G10303	P62
G10111	P66	G10220	P84	G10229	P113	G10303	P63
G10111	P83	G10227	P63	G10229	P117	G10303	P65
G10111	P85	G10227	P65	G10230	P5	G10303	P95
G10111	P85	G10227	P113	G10230	P9	G10303	P95
G10111	P85	G10228	P9	G10230	P11	G10303	P109
G10111	P87	G10228	P29	G10230	P26	G10303	P113
G10111	P87	G10228	P29	G10230	P35	G10305	P83
G10111	P89	G10228	P39	G10230	P59	G10306	P63
G10111	P93	G10228	P39	G10230	P59	G10306	P87
G10111	P98	G10228	P39	G10230	P61	G10306	P89
G10111	P98	G10228	P39	G10230	P65	G10306	P117
G10112	P59	G10228	P58	G10230	P69	G10307	P42
G10128	P65	G10228	P65	G10230	P85	G10308	P11
G10128	P65	G10228	P65	G10230	P85	G10309	P13
G10128	P66	G10228	P65	G10230	P91	G10309	P35
G10130	P39	G10228	P65	G10230	P95	G10310	P23
G10130	P67	G10228	P66	G10230	P105	G10312	P3
G10130	P113	G10228	P66	G10230	P107	G10312	P23
G10130	P114	G10228	P69	G10231	P61	G10315	P23
G10131	P67	G10228	P71	G10231	P105	G10322	P85
G10133	P11	G10228	P73	G10231	P107	G10323	P17
G10133	P29	G10228	P73	G10232	P65	G10323	P111
G10133	P31	G10228	P73	G10232	P83	G10325	P7
G10133	P71	G10228	P77	G10232	P87	G10325	P23
G10133	P83	G10228	P77	G10232	P95	G10325	P41
G10133	P89	G10228	P83	G10232	P95	G10326	P14
G10157	P58	G10228	P91	G10232	P95	G10338	P13
G10159	P61	G10228	P91	G10232	P95	G10348	P29
G10168	P39	G10228	P93	G10232	P109	G10348	P58
G10168	P73	G10228	P95	G10232	P113	G10350	P111
G10168	P73	G10228	P105	G10233	P39	G10371	P29
G10169	P58	G10228	P107	G10233	P63	G10379	P100
G10171	P95	G10228	P109	G10233	P65	G10379	P101
G10171	P95	G10228	P113	G10233	P67	G10396	P41
G10177	P65	G10229	P11	G10233	P67	G10396	P59
G10177	P95	G10229	P24	G10233	P90	G10401	P17



Part No.	Page	Part No.	Page	Part No.	Page	Part No.	Page
G10408	.P93	G10503	.P83	G10620	.P13	G10672	.P95
G10408	.P98	G10503	.P89	G10620	.P23	G10672	.P102
G10408	.P98	G10504	.P83	G10620	.P62	G10672	.P105
G10409	.P93	G10504X	.P33	G10620	.P63	G10674	.P105
G10409	.P98	G10507	.P85	G10620	.P90	G10674	.P105
G10409	.P113	G10527	.P66	G10621	.P13	G10674	.P107
G10419	.P93	G10531	.P19	G10621	.P17	G10676	.P95
G10419	.P98	G10535	.P39	G10621	.P17	G10676	.P102
G10428	.P41	G10542	.P83	G10621	.P23	G10681	.P83
G10430	.P67	G10544	.P73	G10621	.P24	G10681	.P107
G10438	.P3	G10546	.P13	G10621	.P35	G10681	.P111
G10445	.P93	G10546	.P25	G10621	.P47	G10681	.P113
G10450	.P87	G10551	.P3	G10621	.P62	G10686	.P74
G10451	.P35	G10551	.P37	G10621	.P144	G10690	.P17
G10451	.P41	G10561	.P95	G10622	.P7	G10693	.P117
G10451	.P83	G10567	.P13	G10622	.P63	G10718	.P35
G10451	.P95	G10567	.P25	G10626	.P105	G10722	.P73
G10451	.P100	G10570	.P25	G10626	.P105	G10725	.P73
G10453	.P67	G10574	.P27	G10626	.P107	G10727	.P74
G10455	.P65	G10574	.P29	G10629	.P105	G10732	.P5
G10455	.P93	G10574	.P41	G10629	.P107	G10732	.P35
G10455	.P98	G10581	.P39	G10629	.P109	G10734	.P111
G10459	.P85	G10581	.P41	G10629	.P114	G10751	.P5
G10460	.P41	G10585	.P93	G10633	.P105	G10751	.P5
G10460	.P61	G10587	.P95	G10633	.P107	G10751	.P35
G10460	.P66	G10588	.P95	G10634	.P19	G10752	.P5
G10460	.P67	G10592	.P85	G10636	.P61	G10752	.P13
G10460	.P69	G10594	.P85	G10640	.P41	G10757	.P23
G10460	.P71	G10599	.P11	G10640	.P65	G10758	.P23
G10460	.P71	G10599	.P26	G10640	.P69	G10765	.P31
G10460	.P71	G10599	.P42	G10640	.P69	G10821	.P65
G10460	.P71	G10599	.P85	G10640	.P71	G10821	.P93
G10460	.P93	G10602	.P13	G10640	.P71	G10821	.P98
G10460	.P95	G10602	.P17	G10640	.P85	G10822	.P41
G10460	.P102	G10602	.P19	G10640	.P87	G10830	.P89
G10460	.P109	G10602	.P25	G10640	.P89	G10844	.P73
G10460	.P113	G10602	.P63	G10640	.P93	G10860	.P62
G10463	.P35	G10602	.P66	G10640	.P95	G10860	.P66
G10470	.P17	G10602	.P67	G10640	.P100	G10862	.P85
G10475	.P21	G10602	.P93	G10640	.P113	G10864	.P23
G10478	.P113	G10602	.P98	G10641	.P84	G10870	.P62
G10485	.P105	G10602	.P98	G10641	.P113	G10870	.P66
G10485	.P107	G10602	.P113	G10645	.P41	G10871	.P87
G10496	.P39	G10603	.P17	G10655	.P95	G10874	.P63
G10496	.P65	G10603	.P19	G10660	.P25	G10879	.P71
G10496	.P114	G10603	.P89	G10670	.P23	G10890	.P63
G10499	.P83	G10604	.P17	G10670	.P24	G10895	.P59
G10500	.P17	G10615	.P109	G10670	.P69	G10901	.P105
G10501	.P29	G10615	.P114	G10670	.P95	G10901	.P107
G10501	.P63	G10619	.P105	G10670	.P100	G10903	.P59
G10502X	.P1	G10619	.P107	G10670	.P113	G10908	.P89
G10503	.P31	G10620	.P3	G10671	.P75	G10909	.P39

Part No.	Page	Part No.	Page	Part No.	Page	Part No.	Page
G10917	P109	G11152X	P21	G11387	P113	G11591	P3
G10923	P39	G11153X	P21	G11387	P113	G11591	P37
G10923	P67	G11154X	P21	G11387	P117	G11592	P3
G10923	P113	G11166	P144	G11389	P31	G11592	P37
G10923	P114	G11172	P20	G11389	P35	G11618	P20
G10938	P83	G11202	P80	G11389	P41	G11619	P20
G10939	P125	G11202	P80	G11389	P41	G11619	P21
G10940	P9	G11209	P23	G11389	P58	G11693	P21
G10957	P125	G11228	P31	G11389	P59	G11742	P74
G10961	P90	G11236	P31	G11389	P85	G11793	P25
G10966	P23	G11237	P109	G11389	P87	G11862	P11
G10968	P39	G11237	P114	G11389	P87	G11874	P75
G10974	P31	G11281	P21	G11389	P93	G11924	P103
G10974	P111	G11314	P61	G11389	P95	G11942	P100
G10984X	P1	G11332X	P21	G11389	P98	G11942	P101
G10985X	P33	G11385	P23	G11389	P111	G11950	P100
G10988	P47	G11385	P25	G11391	P11	G11950	P101
G10991	P87	G11385	P63	G11391	P61	G11960	P80
G10991	P117	G11385	P77	G11391	P63	G11960	P80
G10993	P59	G11386	P9	G11391	P73	G11961	P80
G10994	P114	G11386	P9	G11391	P75	G11966	P100
G10995	P114	G11386	P9	G11391	P84	G11976	P5
G11009	P17	G11386	P9	G11391	P85	G11976	P5
G11009	P19	G11386	P62	G11391	P87	G11976	P35
G11009	P21	G11386	P74	G11391	P89	G12000-40	P56
G11015	P3	G11386	P83	G11391	P90	G12002-35	P56
G11015	P37	G11386	P87	G11391	P101	G12002-60	P56
G11034	P89	G11386	P95	G11392	P31	G12015	P56
G11042X	P21	G11386	P95	G11394	P41	G12039	P56
G11046X	P21	G11387	P3	G11396	P41	G12164	P56
G11047X	P21	G11387	P3	G11396	P71	G12215	P100
G11048X	P21	G11387	P11	G11400	P61	G12216	P100
G11073	P25	G11387	P11	G11409	P47	G12217	P100
G11075	P66	G11387	P13	G11418	P73	G12218	P100
G11075	P114	G11387	P14	G11419	P11	G10011101	P5
G11078	P65	G11387	P23	G11436	P83	G10011201	P5
G11078	P114	G11387	P26	G11436	P85	G10011301	P35
G11081	P61	G11387	P41	G11436	P87	G10011401	P35
G11083	P111	G11387	P42	G11448	P21	G10018801	P7
G11085	P59	G11387	P59	G11453	P65	G10028601	P9
G11091	P5	G11387	P63	G11453	P109	G10028701	P9
G11091	P105	G11387	P63	G11453	P113	G10028801	P9
G11091	P105	G11387	P66	G11473	P102	G10037301	P7
G11091	P107	G11387	P66	G11474	P102	G10038601	P3
G11091	P144	G11387	P80	G11503	P111	G10038601	P37
G11100	P65	G11387	P83	G11514	P5	G10074401	P141
G11100	P109	G11387	P85	G11514	P5	G10090401	P7
G11100	P113	G11387	P85	G11514	P35	G10122301	P3
G11105X	P21	G11387	P87	G11514	P35	G10122301	P37
G11106X	P21	G11387	P89	G11518	P47	G10216501	P96
G11107X	P21	G11387	P93	G11556	P21	G10216501	P102
G11151	P19	G11387	P109	G11578	P21	G10216502	P96

Part No.	Page	Part No.	Page	Part No.	Page	Part No.	Page
G10229401	P80	G10985301	P56	GA5107	P39	GA5796	P19
G10230201	P59	G10985401	P56	GA5107	P65	GA5834	P19
G10253701	P53	G10985501	P56	GA5107	P93	GA5887	P84
G10322501	P9	G11040601	P100	GA5107	P98	GA5917	P105
G10329801	P13	G11040701	P100	GA5108	P65	GA5917	P107
G10334701	P9	G11040801	P100	GA5109	P65	GA5982	P19
G10334801	P9	G11114501	P56	GA5110	P65	GA6038	P19
G10334901	P9	G11114601	P56	GA5111	P65	GA6121	P98
G10335001	P9	GA0167	P73	GA5114	P93	GA6147	P80
G10335101	P9	GA0237	P84	GA5114	P98	GA6168	P19
G10335201	P9	GA0245	P73	GA5115	P93	GA6171	P9
G10371901	P140	GA0257	P73	GA5115	P98	GA6171	P11
G10383201	P74	GA0312	P83	GA5116	P65	GA6171	P11
G10397801	P7	GA0328	P83	GA5116	P93	GA6171	P11
G10397801	P9	GA0378	P67	GA5116	P93	GA6171	P90
G10397801	P83	GA0810	P83	GA5118	P63	GA6182	P19
G10397801	P90	GA0863	P95	GA5121	P61	GA6184	P19
G10429101	P17	GA0864	P95	GA5122	P61	GA6187	P19
G10429301	P17	GA0898	P95	GA5130	P71	GA6337	P93
G10475701	P3	GA1369	P83	GA5157	P63	GA6337	P98
G10483101	P21	GA1720	P5	GA5158	P63	GA6434	P11
G10483101	P21	GA2007	P13	GA5164	P67	GA6478	P19
G10483201	P21	GA2007	P35	GA5165	P67	GA6501	P109
G10483401	P21	GA2012L	P7	GA5178	P69	GA6501	P113
G10500901	P3	GA2012R	P7	GA5183	P69	GA6597	P11
G10500901	P37	GA2014	P29	GA5187	P59	GA6633	P19
G10605101	P61	GA2014	P31	GA5188	P71	GA6699	P77
G10609801	P111	GA2014	P83	GA5194	P109	GA6700	P77
G10609901	P107	GA2014	P89	GA5194	P113	GA6701	P77
G10610601	P107	GA2019	P17	GA5197	P59	GA6741	P23
G10610701	P109	GA2020	P17	GA5202	P66	GA6761	P41
G10614301	P21	GA2068	P63	GA5223	P93	GA6823	P77
G10664901	P21	GA2180	P39	GA5223	P98	GA6824	P77
G10665001	P21	GA3893	P107	GA5230	P91	GA6832	P29
G10665101	P21	GA3893	P114	GA5231	P91	GA6833	P29
G10690901	P111	GA4235	P93	GA5236	P91	GA6834	P29
G10696401	P111	GA4235	P98	GA5237	P91	GA6838	P29
G10696601	P111	GA4265	P59	GA5385	P77	GA6907	P23
G10745401	P79	GA4286	P84	GA5600	P79	GA6966	P87
G10856502	P105	GA4287	P84	GA5624	P65	GA7154	P39
G10856502	P107	GA4376	P61	GA5624	P93	GA7154	P65
G10936101	P21	GA4444	P24	GA5629	P65	GA7235	P62
G10961801	P66	GA4976	P105	GA5652	P95	GA7239	P85
G10983101	P21	GA4976	P107	GA5654	P29	GA7240	P85
G10983201	P21	GA5090	P63	GA5654	P31	GA7255	P19
G10983301	P21	GA5105	P63	GA5654	P89	GA7313	P93
G10984101	P56	GA5105	P65	GA5666	P95	GA7313	P98
G10984201	P56	GA5105	P65	GA5667	P95	GA7336	P66
G10984701	P56	GA5105	P93	GA5698	P19	GA7336	P93
G10984901	P56	GA5105	P98	GA5699	P19	GA7336	P98
G10985101	P56	GA5106	P65	GA5794	P19	GA7336	P109
G10985201	P56	GA5106	P66	GA5795	P19	GA7336	P113

Part No.	Page	Part No.	Page	Part No.	Page	Part No.	Page
GA7375	P105	GA9207	P77	GA14573	P47	GA25321	P77
GA7375	P107	GA9426	P59	GA15151	P73	GA25550	P21
GA7434	P61	GA9427	P59	GA15197	P11	GA25757	P100
GA7445	P89	GA9428	P58	GA15197	P26	GA25758	P103
GA7446	P89	GA9429	P58	GA15415	P83	GA25763	P59
GA7841	P66	GA9430	P91	GA15415	P85	GA25902	P103
GA7850	P79	GA9431	P91	GA15415	P87	GA25903	P101
GA7853	P79	GA9433	P87	GA15416	P83	GA25904	P101
GA7854	P79	GA9434	P87	GA15416	P85	GA25908	P100
GA7855	P79	GA9437	P87	GA15416	P87	GA25909	P100
GA7856	P79	GA9438	P59	GA15422	P144	GA26287	P24
GA7857	P79	GA9439	P59	GA15452	P46	GA26297	P37
GA7859	P79	GA9472	P90	GA15818	P45	GA26640	P100
GA7909	P59	GA9714	P15	GA16082	P79	GA26751	P77
GA7998	P89	GA9846	P63	GA16428	P105	GA26920	P7
GA7999	P89	GA9870	P63	GA18208	P19	GA26924-01	P129
GA8021	P79	GA9872	P41	GA20111	P21	GA26924-01	P131
GA8022	P79	GA9978	P79	GA20622	P21	GA26924-01	P142
GA8046	P79	GA9979	P79	GA20640	P13	GA26924-02	P129
GA8047	P77	GA10030	P109	GA20902	P79	GA26924-02	P131
GA8047	P79	GA10036	P90	GA21002	P74	GA26924-02	P142
GA8092	P39	GA10037	P90	GA21104	P121	GA26924-03	P129
GA8130	P125	GA10047	P87	GA21105	P121	GA26924-03	P131
GA8326	P25	GA10047	P87	GA21106	P120	GA26924-03	P142
GA8343	P17	GA10048	P87	GA21106	P121	GA26924-04	P129
GA8364	P25	GA10048	P87	GA21111	P120	GA26924-04	P131
GA8366	P25	GA10137	P13	GA21112	P120	GA26924-04	P142
GA8371	P24	GA10151	P13	GA21158	P124	GA26924-05	P142
GA8471	P59	GA10157	P3	GA21159	P124	GA26924-06	P142
GA8483	P83	GA10918	P132	GA21167	P123	GA26924-08	P142
GA8487	P41	GA11331	P109	GA21168	P123	GA26924-09	P142
GA8488	P41	GA11591	P71	GA21184	P122	GA26924-10	P142
GA8603	P27	GA11650	P136	GA21185	P122	GA26924-11	P142
GA8603	P87	GA11766	P71	GA21190	P54	GA26958	P11
GA8641	P27	GA11767	P71	GA21197	P52	GA26989	P21
GA8676	P41	GA11971	P35	GA21239	P102	GA27037	P100
GA8685	P83	GA12143	P13	GA21295	P52	GA27038	P31
GA8688	P85	GA12235	P31	GA21515	P3	GA27124	P101
GA8689	P85	GA12236	P29	GA21676	P9	GA27125	P101
GA8716	P39	GA12236	P31	GA21677	P9	GB0110	P17
GA8717	P39	GA12330	P117	GA21798	P93	GB0115	P25
GA8760	P31	GA12403	P79	GA21798	P98	GB0116	P25
GA8845	P83	GA13521	P80	GA24239	P27	GB0120	P17
GA8877	P90	GA13522	P80	GA24676	P21	GB0134	P83
GA8897	P125	GA13790	P62	GA24752	P21	GB0186	P5
GA8924	P125	GA14112	P105	GA24825	P61	GB0198	P95
GA8931	P111	GA14348	P61	GA24826	P61	GB0199	P95
GA8931	P119	GA14349	P61	GA24828	P61	GB0200	P95
GA9007	P59	GA14412	P61	GA24873	P15	GB0205	P84
GA9144	P79	GA14413	P61	GA24877	P21	GB0206	P85
GA9195	P83	GA14446	P55	GA24878	P21	GB0209	P85
GA9206	P77	GA14573	P46	GA24889	P35	GB0210	P85

Part No.	Page	Part No.	Page	Part No.	Page	Part No.	Page
GB0218	P63	GB1223	P35	GD1132	P89	GD2721	P69
GB0218	P84	GB1224	P5	GD1138	P83	GD2721	P71
GB0239	P11	GB1224	P5	GD1138	P91	GD2734-08	P109
GB0254	P11	GB1224	P35	GD1162	P141	GD2734-08	P113
GB0259	P66	GB1224	P35	GD1200	P95	GD2947	P23
GB0265	P3	GB1231	P21	GD1200	P100	GD2971-10	P23
GB0266	P3	GB1237	P21	GD1207	P95	GD2971-26	P7
GB0266	P37	GD0438	P69	GD1207	P100	GD2984	P141
GB0267	P3	GD0453-03	P71	GD1209	P95	GD3180-17	P93
GB0267	P37	GD0453-05	P69	GD1210	P95	GD3180-17	P98
GB0268	P11	GD0462	P69	GD1213	P95	GD3612	P3
GB0274	P3	GD0487	P83	GD1213	P95	GD3612	P37
GB0274	P37	GD0746	P73	GD1255	P67	GD3839	P109
GB0276	P9	GD0752-41	P71	GD1256	P67	GD3839	P113
GB0278	P13	GD0840	P73	GD1379	P95	GD4887-01	P65
GB0278	P25	GD0914-84	P39	GD1380	P95	GD5752	P63
GB0282	P11	GD0914-144	P39	GD1512	P141	GD5753	P63
GB0287	P67	GD0914-170	P67	GD1514	P105	GD5756	P63
GB0292	P58	GD0914-205	P39	GD1514	P107	GD5756	P66
GB0296	P87	GD0914-230	P67	GD1515	P105	GD5789	P62
GB0314	P5	GD0962	P83	GD1515	P107	GD5790	P62
GB0314	P35	GD1026	P14	GD1516	P105	GD5791	P62
GB0322	P87	GD1026	P23	GD1516	P107	GD5824	P66
GB0323	P87	GD1026	P42	GD1517	P105	GD5827	P62
GB0331	P13	GD1026	P63	GD1517	P107	GD5827	P65
GB0366	P5	GD1026	P66	GD1654	P95	GD5830	P66
GB0383	P31	GD1026	P87	GD1657	P83	GD5835	P66
GB0387	P29	GD1026	P93	GD1673	P83	GD5841	P61
GB0387	P31	GD1026	P113	GD1685-13	P91	GD5857	P29
GB0400	P87	GD1041	P17	GD1685-16	P91	GD5857	P62
GB0405	P87	GD1042	P17	GD1748	P105	GD5857	P65
GB0410	P17	GD1059L	P24	GD1748	P107	GD5857	P93
GB0410	P17	GD1059R	P24	GD1755	P19	GD5857	P98
GB0464	P31	GD1060	P24	GD1862	P100	GD5857	P109
GB0554	P73	GD1061	P25	GD1862	P105	GD5857	P113
GB0676	P21	GD1063	P25	GD1862	P107	GD5860	P63
GB0697	P20	GD1065	P14	GD2117	P141	GD5875	P59
GB0780	P20	GD1083	P17	GD2161	P71	GD5875	P71
GB0815	P20	GD1085	P11	GD2199	P77	GD5884-01	P67
GB0818	P21	GD1104	P85	GD2199	P138	GD5885-01	P67
GB0823	P20	GD1109	P11	GD2412	P95	GD5886	P93
GB0907	P21	GD1113	P35	GD2423	P23	GD5886	P96
GB0920	P21	GD1113	P59	GD2548-10.75	P102	GD5886	P96
GB0921	P21	GD1114	P5	GD2548-15.5	P96	GD5886	P102
GB0926	P21	GD1114	P59	GD2558	P48	GD5888	P59
GB0958	P21	GD1114	P85	GD2558	P59	GD5892	P69
GB0968	P42	GD1114	P91	GD2558	P63	GD5961	P67
GB1090	P79	GD1114	P95	GD2558	P66	GD5961	P96
GB1090	P79	GD1114	P101	GD2558	P93	GD5990	P113
GB1090	P79	GD1132	P29	GD2558	P98	GD6027	P41
GB1147	P20	GD1132	P31	GD2589	P83	GD6027	P59
GB1223	P5	GD1132	P83	GD2597	P73	GD6027	P59

Part No.	Page	Part No.	Page	Part No.	Page	Part No.	Page
GD6551	P65	GD8893-07	P75	GD11266	P89	GD12571	P65
GD6553	P84	GD9120	P11	GD11279	P15	GD12676	P87
GD6825-10.5	P63	GD9229	P39	GD11286	P17	GD12677	P87
GD7127	P65	GD9254	P27	GD11297	P25	GD12679	P87
GD7127	P93	GD9695	P35	GD11305	P23	GD12684	P89
GD7127	P98	GD9715	P29	GD11306	P7	GD12685	P87
GD7140	P58	GD9720	P29	GD11306	P83	GD13287	P87
GD7145	P39	GD9724	P29	GD11313	P26	GD13309	P90
GD7145	P77	GD9724	P31	GD11413	P13	GD13348	P79
GD7145	P105	GD9724	P89	GD11413	P25	GD13401	P61
GD7148	P25	GD10036	P5	GD11423	P90	GD14217	P5
GD7152	P77	GD10110	P105	GD11424	P24	GD14413	P66
GD7258	P25	GD10110	P107	GD11458	P61	GD14413	P114
GD7318	P14	GD10161	P93	GD11474	P80	GD14427	P66
GD7426	P63	GD10161	P98	GD11490	P61	GD14427	P114
GD7426	P66	GD10242	P85	GD11508	P26	GD14431	P65
GD7426	P93	GD10273	P85	GD11509	P26	GD14431	P114
GD7426	P113	GD10283	P73	GD11528	P17	GD14432	P66
GD7803	P27	GD10303	P85	GD11535	P41	GD14432	P114
GD7804	P27	GD10304	P85	GD11557	P87	GD14559	P85
GD7817-04	P89	GD10487	P85	GD11558	P87	GD14626	P49
GD7822	P65	GD10519	P31	GD11559	P41	GD14627	P49
GD7848	P95	GD10552	P89	GD11649	P35	GD15386	P71
GD7867	P96	GD10963	P23	GD11657	P41	GD15538	P66
GD7867	P96	GD10984	P23	GD11662	P41	GD15685	P109
GD7867	P102	GD10991	P9	GD11677	P27	GD15685	P113
GD7870	P93	GD10993	P3	GD11700	P111	GD15698	P17
GD7870	P98	GD10993	P37	GD11700	P113	GD15699	P19
GD7878	P19	GD11001	P3	GD11705	P83	GD15792-18	P49
GD7900	P84	GD11045	P39	GD11721	P39	GD16245	P3
GD7904-02	P85	GD11045	P67	GD11721	P105	GD16245	P37
GD7907	P85	GD11045	P113	GD11721	P107	GD16302	P66
GD7908	P84	GD11089	P77	GD11787	P17	GD17014	P3
GD7912	P85	GD11089	P80	GD11836	P89	GD17052	P13
GD7944	P41	GD11122	P19	GD11953	P90	GD18118	P80
GD7944	P63	GD11123	P105	GD11954	P90	GD18168	P80
GD7962	P84	GD11123	P107	GD11962	P14	GD18704	P17
GD7962	P89	GD11124	P105	GD11962	P23	GD19123	P133
GD8224	P85	GD11124	P107	GD11985	P122	GD19292	P27
GD8237	P19	GD11178	P89	GD11995	P125	GD19333	P17
GD8238	P84	GD11180	P109	GD12101	P123	GD19343	P66
GD8239	P85	GD11180	P113	GD12101	P124	GD19343	P114
GD8246	P98	GD11188	P89	GD12102	P120	GD19790	P17
GD8247	P84	GD11218	P42	GD12102	P121	GD20060	P105
GD8276	P85	GD11219	P23	GD12102	P122	GD20060	P107
GD8304	P77	GD11239	P13	GD12505	P121	GD20461	P61
GD8460	P11	GD11239	P25	GD12507	P120	GD21337	P5
GD8751	P79	GD11240	P25	GD12510	P123	GD21398	P95
GD8770	P79	GD11259	P3	GD12510	P124	GD21398	P102
GD8771	P79	GD11259	P37	GD12513	P125	GD21540	P73
GD8778	P19	GD11264	P35	GD12561	P15	GD22685	P144
GD8893-01	P42	GD11265	P89	GD12561	P15	GD22692	P144

Part No.	Page	Part No.	Page	Part No.	Page	Part No.	Page
GD24545	P3	GD35684	P102	GR1112	P117	GR1956	P77
GD24545	P35	GD35717	P101	GR1116	P117	GR1956	P77
GD25568	P35	GD35937	P101	GR1118	P117	GR1957	P77
GD25569	P35	GD36277	P23	GR1120	P117	GR1958	P77
GD26146	P11	GD36709	P9	GR1122	P109	GR1960	P46
GD26538	P48	GD36713	P9	GR1122	P113	GR1960	P47
GD26593	P21	GD36856	P7	GR1123	P117	GR1961	P47
GD26594	P17	GD36860	P7	GR1124	P117	GR1968	P47
GD26697	P45	GD36895	P11	GR1134	P117	GR1969	P47
GD26973	P31	GD36922	P17	GR1169	P125	GR1970	P47
GD27233	P123	GD36990	P7	GR1208	P77	GR1971	P47
GD27233	P124	GD37025	P101	GR1208	P77	GR1978	P47
GD27234	P122	GD37041	P102	GR1389	P117	GR1979	P47
GD27235	P120	GM0309-02	P144	GR1401	P125	GR2003	P117
GD27235	P121	GR0146MPP	P143	GR1405	P39	GR2109	P47
GD27235	P125	GR0150	P73	GR1406	P39	GR2127MPP	P143
GD28390	P3	GR0151	P73	GR1407	P39	GR2154	P17
GD28631	P21	GR0188	P84	GR1408	P39	GR2225	P121
GD29221	P59	GR0193	P69	GR1409	P39	GR2227	P122
GD29459	P35	GR0196	P3	GR1410	P39	GR2228	P120
GD29507	P13	GR0196	P23	GR1411	P39	GR2229	P123
GD29657	P21	GR0196	P25	GR1412	P39	GR2229	P124
GD29689	P123	GR0196	P35	GR1413	P39	GR2240MPP	P143
GD29689	P124	GR0255	P58	GR1414	P80	GR2241MPP	P143
GD29719	P132	GR0270	P61	GR1415	P80		
GD29798	P3	GR0434	P61	GR1523	P125		
GD30221	P74	GR0508	P105	GR1533	P119		
GD30401	P122	GR0586	P79	GR1535	P119		
GD30622	P64	GR0594	P79	GR1540	P119		
GD30622	P64	GR0664	P17	GR1541	P119		
GD30622	P66	GR0880	P114	GR1542	P119		
GD30624	P64	GR0881	P114	GR1543	P117		
GD30624	P64	GR0882	P114	GR1543	P119		
GD30624	P66	GR0883	P114	GR1544	P119		
GD30722	P74	GR0912	P39	GR1545	P119		
GD30723	P74	GR0912	P63	GR1569	P17		
GD30725	P7	GR0912	P65	GR1570MPP	P143		
GD30725	P31	GR0912	P66	GR1574	P119		
GD30725	P83	GR0912	P93	GR1708	P105		
GD31433	P59	GR0912	P113	GR1762	P79		
GD31435	P54	GR0962	P69	GR1763	P80		
GD31450	P65	GR1015	P105	GR1795	P117		
GD33279	P59	GR1016	P105	GR1797	P117		
GD34178	P61	GR1017	P105	GR1799	P117		
GD34774	P21	GR1018	P105	GR1801	P117		
GD34923	P84	GR1019	P105	GR1802	P117		
GD35127	P75	GR1037	P129	GR1804	P117		
GD35339	P75	GR1037	P129	GR1805	P117		
GD35340	P75	GR1037	P131	GR1806	P117		
GD35444	P7	GR1037	P131	GR1808	P117		
GD35471	P35	GR1037	P131	GR1842MPP	P143		
GD35472	P35	GR1045	P129	GR1848	P17		
GD35667	P102	GR1104	P117	GR1941	P105		

**This page left blank intentionally.**