

# MODEL 5670 PIVOT FOLD PLANTER PARTS MANUAL

**M0322-02**

**10/24**

This manual applies to:                    Model: 5670 Pivot Fold Planters  
2025 Production and on

Record the model number and serial number of your planter along with date purchased:

Serial Number \_\_\_\_\_

Date Purchased \_\_\_\_\_

Information in this manual was current at time of printing. However, due to Kinze's ongoing product improvement, production changes may cause your machine to appear slightly different in detail. Kinze Manufacturing, Inc. reserves the right to change specifications or design without notice and without incurring obligation to install the same on machines previously manufactured.

Right hand (R.H.) and left hand (L.H.), as used throughout this manual, are determined by facing in the direction the machine will travel when in use, unless otherwise stated.

**ROW UNIT**

True Rate Row Unit . . . . . P1  
 Base Row Unit Assembly . . . . . P2  
 Gauge Wheel Arm Assembly . . . . . P6  
 Spoked Gauge Wheel Assembly . . . . . P7  
 True Rate Hopper Assembly . . . . . P8  
 True Rate Seed Meter . . . . . P10  
 True Rate Meter Cover Assembly . . . . . P12  
 Pneumatic Down Pressure System . . . . . P13  
 Pneumatic Down Pressure, Pull Row Unit . . . . . P14  
 True Depth Hydraulic Down Force, Pull Row Unit . . . . . P15  
 True Depth Hydraulic Down Force Valve Block and Mounts . . . . . P16  
 Air Adjust Closing Wheel System . . . . . P18  
 Air Valve Assembly . . . . . P20  
 Air Pressure Regulator Assembly . . . . . P21  
 Airline Fittings and Hoses . . . . . P21  
 Air Adjust Closing Wheel Arm, Pull Row Unit . . . . . P22  
 Manual Adjust Closing Wheel Arm, Pull Row Unit . . . . . P23  
 Electric Compressor System . . . . . P24  
 12V Electric Compressor . . . . . P26  
 Rubber Closing Wheels . . . . . P29  
 Spiked Closing Wheels . . . . . P30  
 Row Unit Mounted No Till Coulter . . . . . P31  
 Coulter Mounted Residue Wheel W/Treader . . . . . P32  
 Yetter Residue System . . . . . P34  
 Yetter Residue Controls Manager . . . . . P36  
 Residue Manager Controls Box Assembly . . . . . P37  
 Water Separator Controls Assembly . . . . . P38  
 Yetter Residue Row Cleaner, No Till . . . . . P40  
 Yetter Residue Row Cleaner, Wide and Narrow . . . . . P42  
 Yetter Hydraulic Compressor and Mount, 12 Row . . . . . P44  
 Yetter Hydraulic Compressor and Mount, 16 Row . . . . . P45  
 Granular Chemical Rear Banding Options . . . . . P46  
 Granular Chemical Hopper . . . . . P47  
 Granular Chemical Meter Assembly . . . . . P48  
 Row Unit Hoppers . . . . . P50  
 Mini Hopper Extension . . . . . P51

**SPLIT ROW**

True Rate Push Row Unit . . . . . P53  
 Base Push Row Unit Assembly . . . . . P54  
 Air Adjust Closing Wheel Arm Assembly, Push Row Unit . . . . . P58  
 Manual Adjust Closing Wheel Arm, Push Row Unit . . . . . P59  
 True Depth Hydraulic Down Force, Push Row Unit . . . . . P60  
 Pneumatic Down Pressure Push Row Unit Assembly . . . . . P62

Miscellaneous Split Row Components . . . . . P64

**VACUUM SYSTEM**

Vacuum Fan Assembly . . . . . P67  
 Motor Orientation . . . . . P67  
 Vacuum Fan . . . . . P68  
 Vacuum Hoses . . . . . P70

**BULK FILL**

Bulk Fill Manifolds and Catwalk . . . . . P73  
 Bulk Fill Tank Air Manifolds . . . . . P80  
 Bulk Fill Pressure Gauge . . . . . P83  
 Bulk Fill Fan Assembly . . . . . P84  
 Motor Orientation . . . . . P84  
 Pull Row Units Bulk Fill Hoses, 12 Row . . . . . P86  
 Split Row Units Bulk Fill Hoses, 12 Row . . . . . P87  
 Pull Row Units Bulk Fill Hoses, 16 Row . . . . . P88  
 Split Row Units Bulk Fill Hoses, 16 Row . . . . . P89  
 Bulk Fill Entrainer Assembly . . . . . P90  
 Bulk Fill Tank and Entrainer Mounts, 40 Bushel . . . . . P92  
 Bulk Fill Tank and Entrainer Mounts, 60 Bushel . . . . . P94  
 Bulk Fill Tank Assembly . . . . . P96  
 Bulk Fill Scale Package . . . . . P98  
 Bulk Fill Fan Switch . . . . . P100

**BASE MACHINE**

2-Point Hitch Option . . . . . P101  
 Hitch . . . . . P102  
 Base Machine . . . . . P106  
 Inner / Outer Hitch . . . . . P110  
 Safety Chain . . . . . P113  
 Center Frame . . . . . P114  
 Wear Pad W/Notch Assembly . . . . . P116  
 Wear Pad Assembly . . . . . P116  
 Wing Assembly, 12 Row . . . . . P118  
 Wing Assembly, 16 Row . . . . . P120  
 Hub and Spindle Assembly . . . . . P122  
 Hitch Axle Center Post . . . . . P124  
 Axle Assembly . . . . . P128  
 Axle Assembly . . . . . P129  
 Jump Start Assembly . . . . . P130  
 Row Marker Assembly, 12 Row . . . . . P131  
 Row Marker Assembly, 16 Row . . . . . P134  
 Row Marker Spindle/Hub/Blade . . . . . P138

**HYDRAULICS**

Fold / Lift Schematic, 12 Row . . . . . P142  
 Fold / Lift Schematic, 16 Row . . . . . P146  
 Vacuum / Bulk Fill / PTO Schematic, 12 Row . . . . . P150  
 Vacuum / Bulk Fill / PTO Schematic, 16 Row . . . . . P153  
 PTO Pump Reservoir Assembly . . . . . P156  
 PTO Pump . . . . . P159  
 PTO Reservoir Block Assembly . . . . . P160  
 Wing Down Pressure Cylinder . . . . . P162  
 Wing Latch Cylinder . . . . . P164  
 Wing Cylinder, 12 Row . . . . . P166  
 Wing Cylinder, 16 Row . . . . . P168  
 Wing Cylinder W/Implement Switch, 12 Row . . . . . P170  
 Wing Cylinder W/Implement Switch, 16 Row . . . . . P171  
 Implement Switch Assembly . . . . . P172  
 Rotation Cylinder . . . . . P173  
 Rockshaft Transport Lift Cylinder, 12 Row . . . . . P174  
 Rockshaft Transport Lift Cylinder, 16 Row . . . . . P175  
 Transport Lift Cylinder, 12 Row . . . . . P176  
 Transport Lift Cylinder, 16 Row . . . . . P178  
 Tongue Cylinder . . . . . P180  
 Row Marker Cylinder, 12 Row . . . . . P182  
 Row Marker Cylinder, 16 Row . . . . . P183  
 Tongue Lock Cylinder . . . . . P184  
 Hydraulic Down Force Cylinder . . . . . P185  
 Weight Transfer Valve Block . . . . . P186  
 Valve Block - Located on Hitch . . . . . P188  
 Hydraulic Valve Block on Outer Wings . . . . . P190  
 Bulk Fill Fan Control Block . . . . . P191  
 Vacuum Fan Control Manifold Block Assembly . . . . . P192  
 Row Unit Control Block . . . . . P193  
 True Depth Valve Block . . . . . P194  
 Power Pack Hydraulic Motor Valve Block . . . . . P195  
 PTO Lower Reservoir Block Assembly . . . . . P196

**ELECTRONICS**

Miscellaneous Electrical Components . . . . . P197  
 Blue Drive Interconnect Schematic, 12 Row . . . . . P198  
 Blue Drive Interconnect Schematic, 16 Row . . . . . P200  
 Blue Drive Interconnect Schematic, 12 Row . . . . . P202  
 Blue Drive Ethernet Interconnect Schematic, 16 Row . . . . . P204  
 Power Pack Assembly . . . . . P206  
 GPS 7500 Receiver Package . . . . . P209  
 Blue Vantage Display . . . . . P210  
 Camera . . . . . P212  
 BUS Box . . . . . P214  
 Auxiliary Work Lights . . . . . P215

**FERTILIZER**

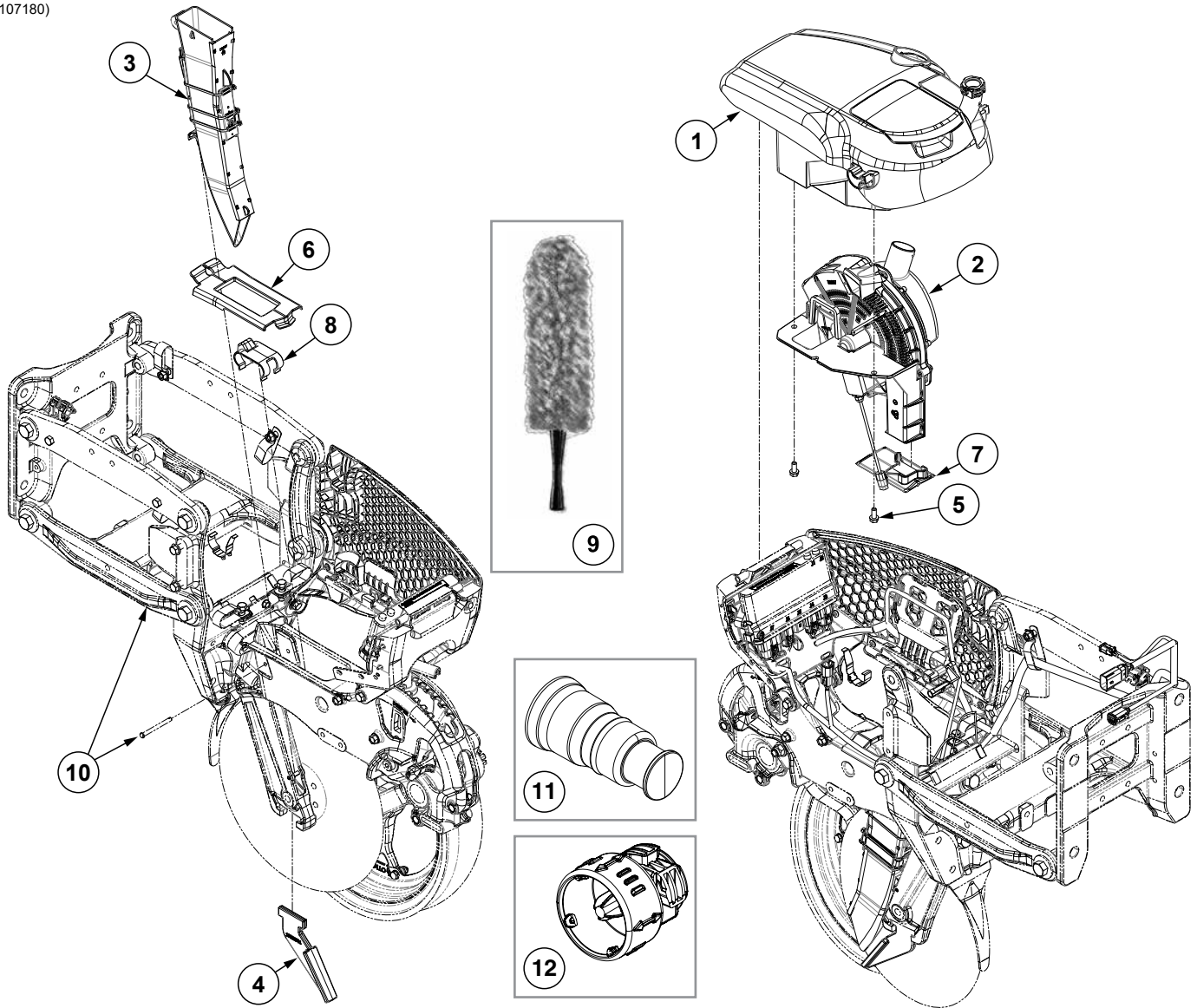
300 Gallon Fertilizer Tank, 12 Row . . . . . P216  
 300 Gallon Fertilizer Tank, 16 Row . . . . . P218  
 Liquid Fertilizer Tank Assembly, 150 Gallons . . . . . P220  
 Fill Tee Assembly . . . . . P222  
 Tractor Fill Package . . . . . P224  
 Auxiliary Tee Assembly, 12 Row . . . . . P227  
 Auxiliary Valves Assembly, 16 Row . . . . . P228  
 Liquid Fertilizer Pump, 12 Row . . . . . P230  
 Liquid Fertilizer Pump, 16 Row . . . . . P236  
 L.H. / R.H. Electric Flow Control Ball Valve Assembly . . . . . P242  
 Fertilizer Manifold . . . . . P244  
 Manifold Row Flow Assembly . . . . . P246  
 Fertilizer Flow Meter Assembly . . . . . P247  
 Fertilizer Flow Meter Cover . . . . . P248  
 Orifice In-Line Housing Assembly . . . . . P248  
 3-Way Electric Distributor Ball Valve Assembly,  
 12 Row . . . . . P249  
 3-Way Electric Distributor Ball Valve Assembly,  
 16 Row . . . . . P250  
 Fertilizer Valve Assembly, 12 Row . . . . . P251  
 Fertilizer Valve Assembly, 16 Row . . . . . P252  
 Electric Fertilizer Valve Assembly, 12 Row . . . . . P254  
 Electric Fertilizer Valve Assembly, 16 Row . . . . . P255  
 Fertilizer Pressure Assembly, 12 Row . . . . . P256  
 Fertilizer Pressure Assembly, 16 Row . . . . . P257  
 Fertilizer Flow Control Assembly, 12 Row . . . . . P258  
 Fertilizer Flow Control Assembly, 16 Row . . . . . P259  
 Diaphragm Pump, AR120 . . . . . P261  
 Diaphragm Pump Assembly, AR120 . . . . . P262  
 Fertilizer Split Row Manifolds . . . . . P264  
 Standard Notched Single Disc Fertilizer Opener . . . . . P266  
 Narrow Notched Single Disc Fertilizer Opener . . . . . P268  
 Notched Single Disc Fertilizer Opener  
 Mounting Hardware . . . . . P270  
 In Furrow . . . . . P272  
 Rear Trailer Hitch . . . . . P274

**DECALS, PAINT, AND MISCELLANEOUS . . . . . P277**

**NUMERICAL INDEX . . . . . P287**

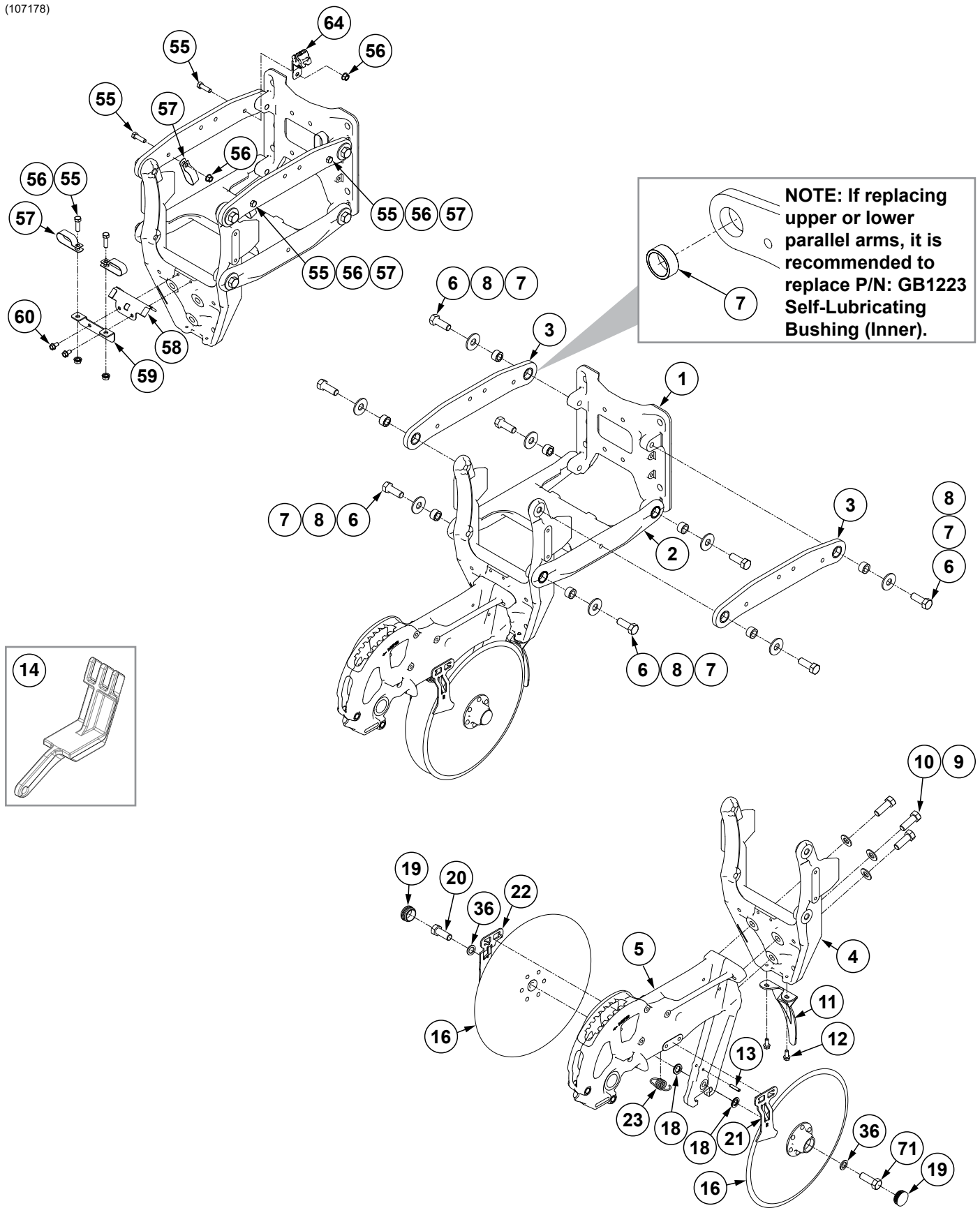
**This page left blank intentionally.**

(107180)

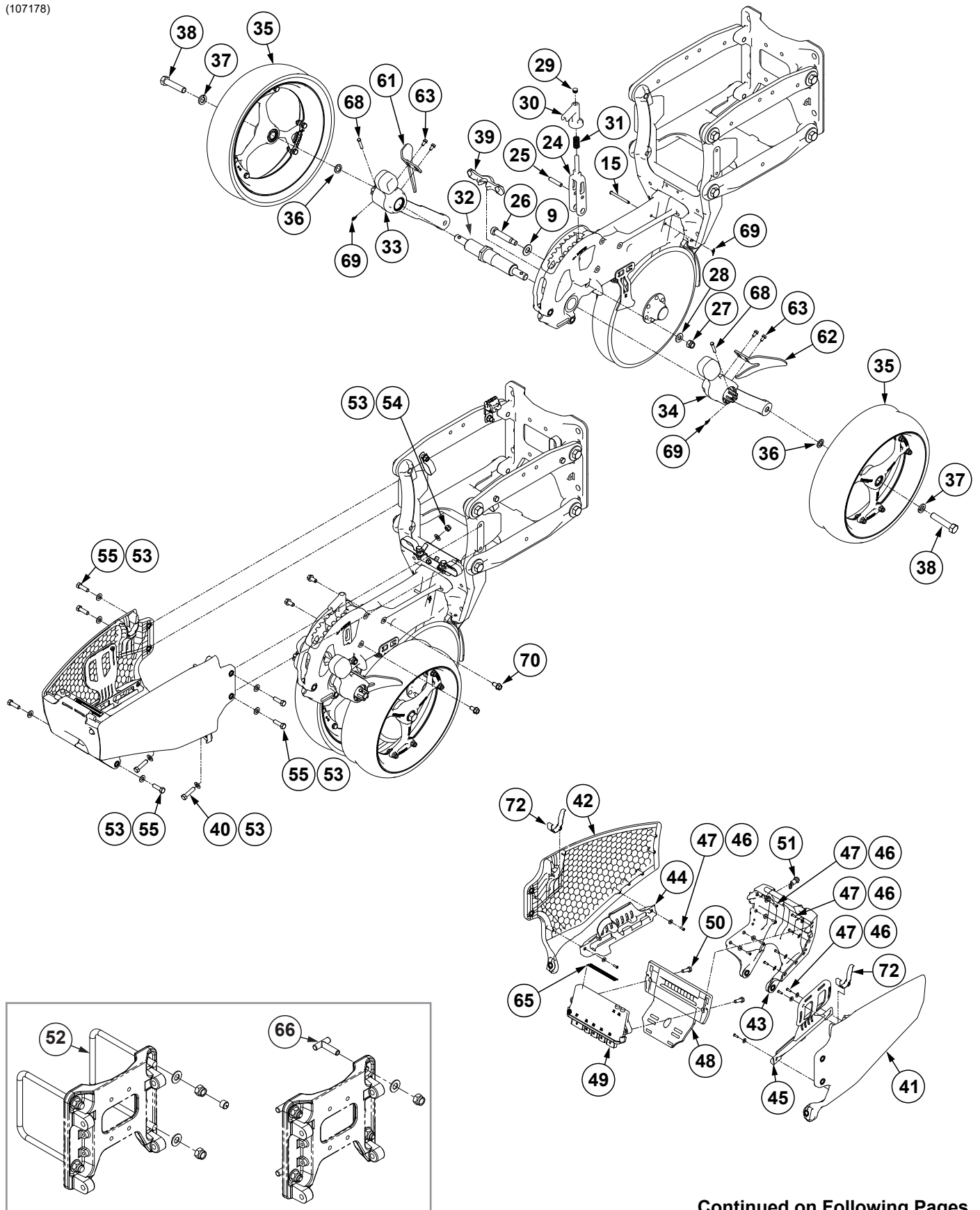


ITEM	PART NO.	QTY. (Per Row)	DESCRIPTION
1	---	1	<a href="#">See "True Rate Hopper Assembly" on page P8</a>
2	---	1	<a href="#">See "True Rate Seed Meter" on page P10</a>
3	GA26539 GA20901	1	Seed Tube Assembly Seed Tube, No Sensor (Included W/GA26539)
4	G10035901	1	Scraper, Standard
5	G10720201	2	Hex Non-Serrated Flange Tapping Screw, 5/16"-14 x 3/4"
6	G10952501	1	Shank Seed Tube Debris Cover
7	G10710601	1	True Rate Meter Debris Cover
8	G10963201	1	Seed Tube Guide
9	G10475701	1	Seed Tube Brush, Microfiber
10	---	---	<a href="#">See "Base Row Unit Assembly" on page P2</a>
11	G10646601	---	Vacuum Hose Plug
12	G10701201	---	Bulk Fill Plug
A	700-01426		True Rate Base Row Unit, Includes Items 1-8 and 10

(107178)



(107178)



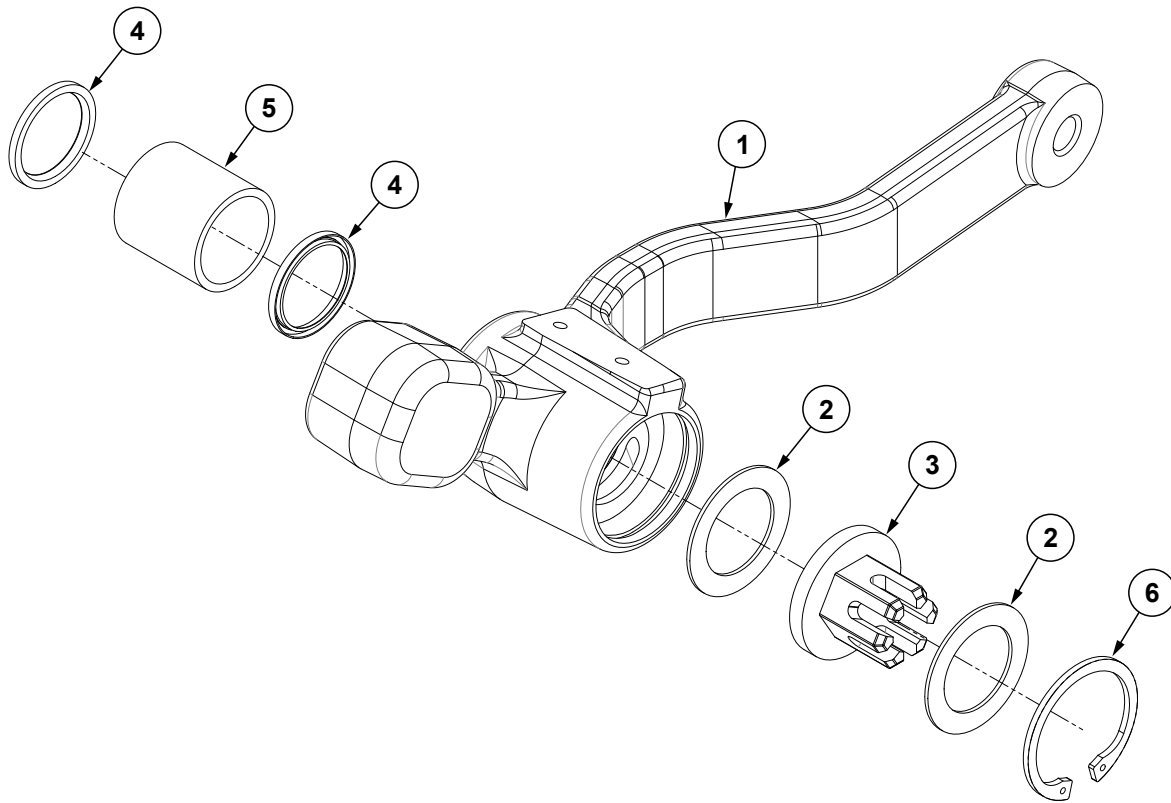
Continued on Following Pages.

ITEM	PART NO.	QTY. (Per Row)	DESCRIPTION
1	G10348601	1	Pull Unit Support
2	G10703601 GB1224	1 -	Lower Parallel Arm Assembly, Pull Row Unit (Included w/G10703601)
3	G10703501 GB1224	2 -	Upper Parallel Arm Assembly, Pull Row Unit (Included w/G10703601)
4	GD25071	1	Shank Yoke
5	G10659001 G10635001	1	Shank Bushing, .625" O.D. x .515" I.D. x .438" (Included W/G10659001)
6	G10141901	8	Hex Head Cap Screw, 5/8"-11 x 1 3/4", Grade 8
7	GB1223	8	Self-Lubricating Bushing
8	G11976	8	Flat Washer, 5/8" x 1 3/4"
9	G11391	4	Flat Washer, 5/8" SAE
10	G10005	3	Hex Head Cap Screw, 5/8"-11 x 1 3/4"
11	GD28390	1	Shield
12	G11539	2	Hex Socket Flange Cap Screw, 5/16"-18 x 3/4"
13	G11646	1	Slotted Spring Pin, 1/4" x 1 1/4"
14	G10885802	---	Row Unit Lock Up
15	G11465	1	Pin, 1/4" x 2 3/4"
16	G10018801 GA26920 GD11306 GD36860 GD36990	2 1 1 1 6	Disc and Bearing Assembly Bearing (Included W/G10018801) Disc Blade, 3.5 mm x 15" (Included W/G10018801) Bearing Housing (Included W/G10018801) Rivet, 1/4" x 9/16" (Included W/G10018801)
18	GD30725	8	Bushing
19	G10090401	2	Plastic Ribbed Hub Cap
20	G10915101	1	Hex Head Cap Screw, 5/8"-11 x 1 3/4", Grade 8 (L.H. Threads)
21	G10646401	1	R.H. Outer Scraper
22	G10646301	1	L.H. Outer Scraper
23	G10646501	1	Outer Disc Scraper Spring
24	G10335501	1	Depth Adjustment Lever
25	G10567901	1	Depth Adjust Pin
26	G10603601	1	Hex Socket Head Shoulder Screw, 5/8" x 2 1/2"
27	G10111	1	Lock Nut, 1/2"-13
28	G11389	1	Flat Washer, 1/2" Plated SAE
29	GD3612	1	Cap Plug
30	GB0266	1	Handle, Depth Adjustment
31	G10985901	1	Adjustment Handle Spring
32	G10957301	1	Gauge Wheel Spindle Shaft
33	---	1	<a href="#">See "Gauge Wheel Arm Assembly" on page P6</a>
34	---	1	<a href="#">See "Gauge Wheel Arm Assembly" on page P6</a>
35	G10322501	2	<a href="#">See "Base Row Unit Assembly" on page P2</a>
36	G10397801	4	Special Machine Bushing, 5/8" x 1" O.D.
37	G10230	2	Lock Washer, 5/8"
38	G10010	2	Hex Head Cap Screw, 5/8"-11 x 3"
39	GB0265	1	Pivot Link, Depth Adjustment
40	G10003	2	Hex Head Cap Screw, 5/8"-16 x 1 1/2"
41	G10917301	1	Left Side Panel, Pull Row Unit
42	G10917401	1	Right Side Panel, Pull Row Unit
43	G10917501	1	Back Hopper Support, Pull Row Unit
44	G10911701	1	R.H. Wire Tray
45	G10780701	1	L.H. Wire Tray



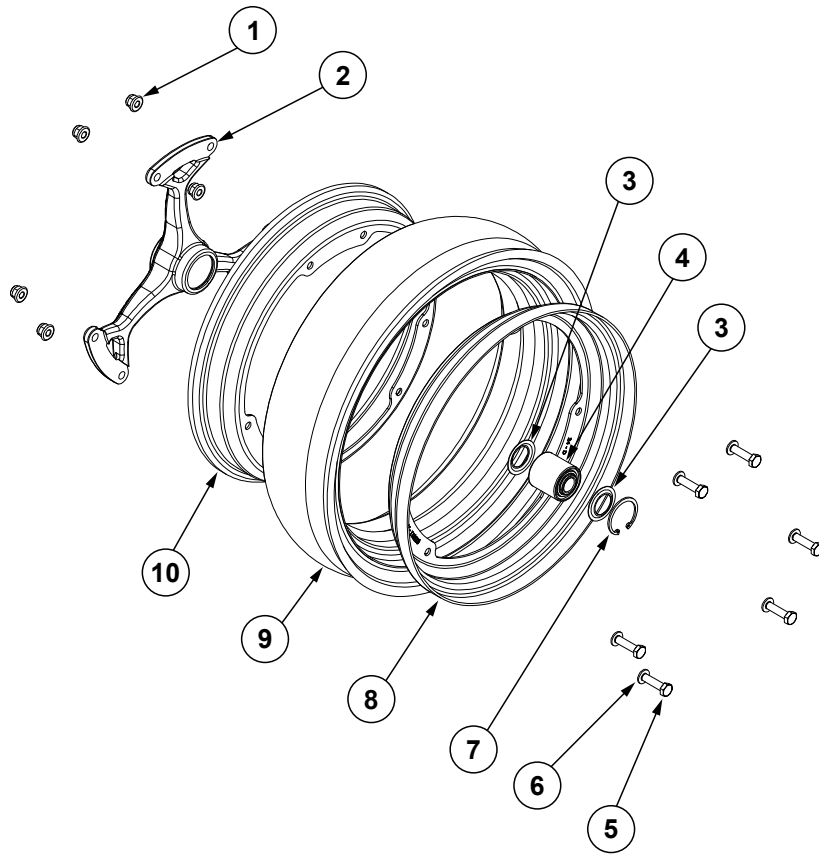
ITEM	PART NO.	QTY. (Per Row)	DESCRIPTION
46	G11961	13	Flat Washer, No. 8
47	G10972301	13	Torx Pan Head Tapping Screw, 8-18 x 1/2"
48	G10780801	1	IPN Mount
49	GA25949	1	IPN Module Assembly
50	G10019	2	Hex Head Cap Screw, 5/16"-18 x 1"
51	GA15485	1	Button
52	GD17039	-	U-Bolt, 7" x 7" x 5/8"-11
	G11391	-	Flat Washer, 5/8" SAE
	G10107	-	Lock Nut, 5/8"-11
	G10997801	-	Flexible Round Cap
53	G11387	10	Flat Washer, 3/8" SAE
54	G10108	2	Lock Nut, 3/8"-16
55	G10004	12	Hex Head Cap Screw, 3/8"-16 x 1 1/4"
56	G10622	6	Serrated Flange Nut, 3/8"-16
57	GD35449	5	Double Tube Clamp, 1"
58	G10720101	1	Wiring Guard
59	G10720001	1	Row Unit Wiring Hanger
60	G10986	2	Hex Non-Serrated Flange Cap Screw, 5/16"-18 x 5/8", Grade 5
61	G10538601	1	L.H. Gauge Wheel Scraper
62	G10538701	1	R.H. Gauge Wheel Scraper
63	G11356	4	Hex Socket Flange Cap Screw, 1/4"-20 x 1/2"
64	G10924201	1	Ratchet Clamp
65	---	1	<a href="#">See "Decals, Paint, and Miscellaneous" on page P277</a>
66	GA17660	-	T-Bolt, 5/8"-11 x 1 1/2"
	G11391	-	Flat Washer, 5/8" SAE
	G10107	-	Lock Nut, 5/8"-11
67	---	---	---
68	G10846901	2	Clevis Pin, 1/4" x 1 3/16"
69	G10847001	3	Locking Cotter Pin, 7/8" x 1/4"
70	G11123	4	Hex Serrated Flange Cap Screw, 3/8"-16 x 3/4"
71	G10915001	1	Hex Head Cap Screw, 5/8"-11 x 1 3/4", Grade 8
72	G10925601	2	Side Panel Wear Strip

(107044)



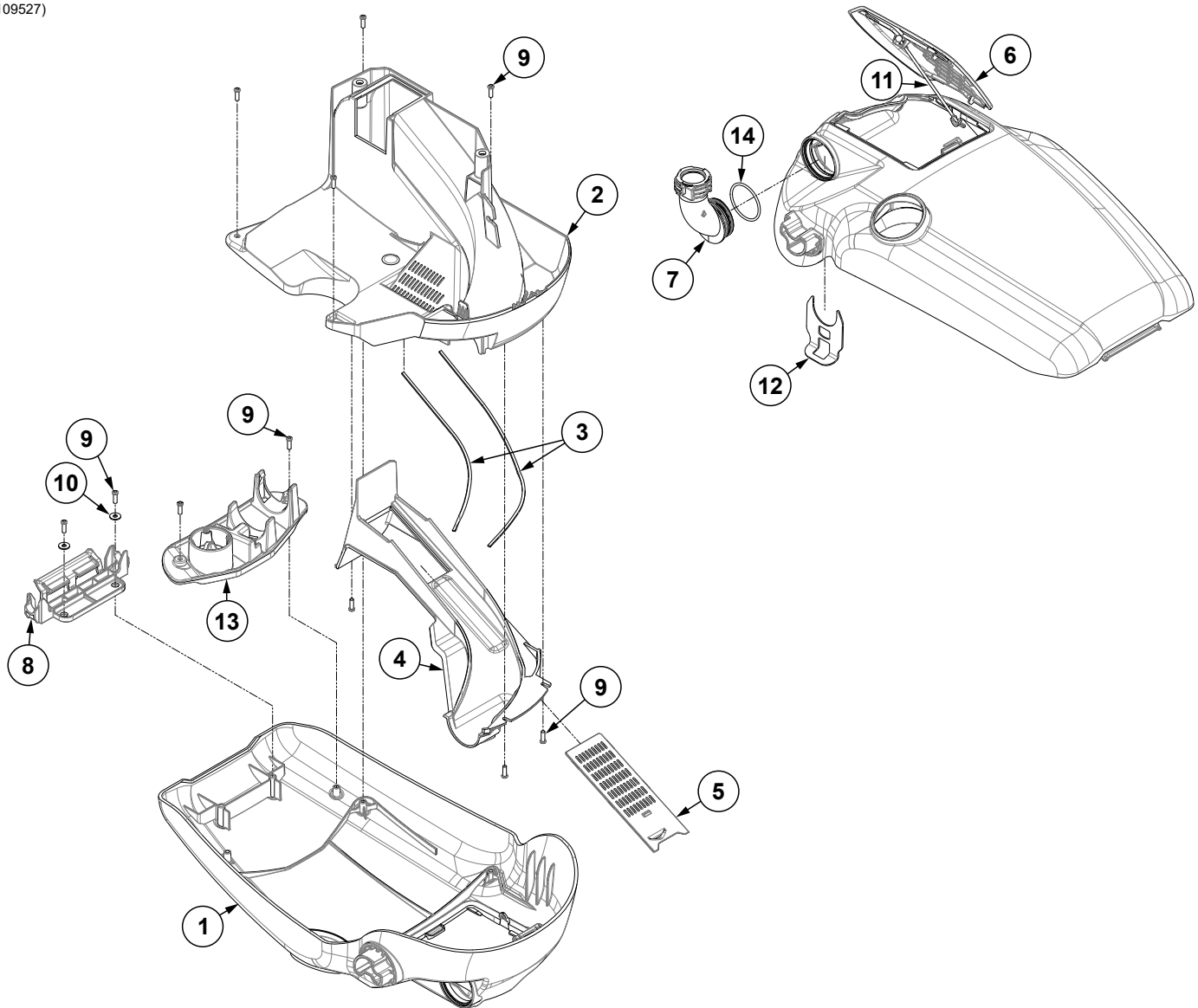
ITEM	PART NO.	QTY.	DESCRIPTION
1	G10901501	1	R.H. Gauge Wheel Arm
	G10901401	1	L.H. Gauge Wheel Arm
2	G10937901	2	Spacer
	G10957401	1	Gauge Wheel Arm Adjustment Nut
4	G10815901	2	Gauge Wheel Arm Seal
5	G10463301	1	Bushing
6	G10538401	1	Internal Retaining Ring
A	G10704302	-	L.H. Gauge Wheel Arm Assembly, Items 1-6
	G10704402	-	R.H. Gauge Wheel Arm Assembly, Items 1-6

(103225)



ITEM	PART NO.	QTY. (Per Row)	DESCRIPTION
1	G10335001	6	Flange Wheel
2	G10322501	1	Flange Hub
3	GD36713	2	Gauge Wheel Dust Shield
4	GA6171	1	Bearing
5	G10335101	6	Screw, M8 x 30/8.8
6	G11386	6	Flat Washer, 5/16" SAE
7	G10335201	1	Elastic Ring
8	G10334801	1	Flange Wheel
9	G10028601	1	Tire, 4 1/2" x 16
10	G10334901	1	Flange Wheel
A	G10322501	-	Spoke Gauge Wheel Assembly (Items 1-10)

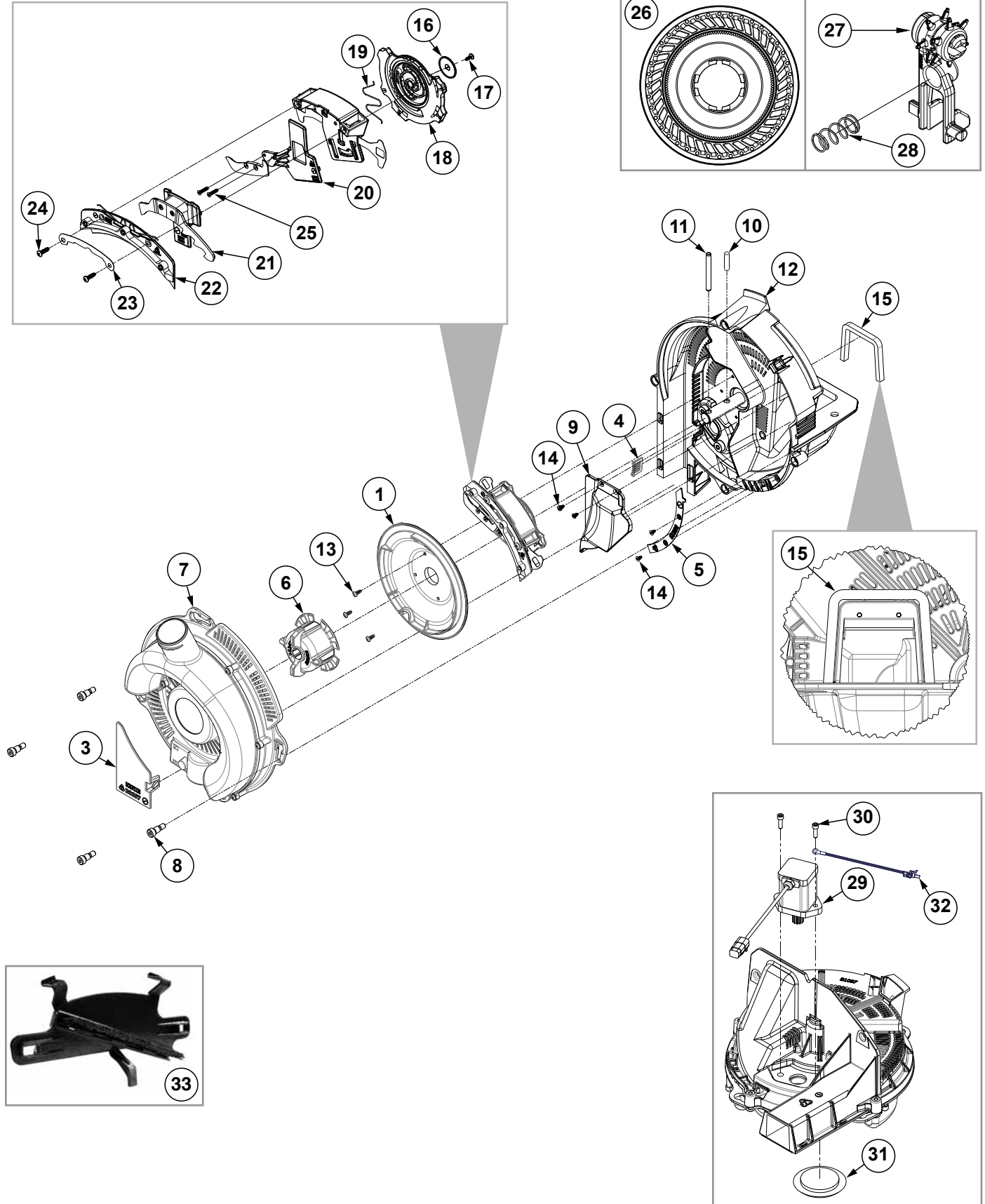
(109527)



ITEM	PART NO.	QTY. (Per Row)	DESCRIPTION
1	G10948901	1	True Rate Hopper Cover
2	G10949101	1	True Rate Hopper, 5000 Series
3	G10962002	1	Adhesive Back Foam, .125" x .063" x 22"
4	G10949301	1	True Rate Hopper Diffuser
5	G10645601	1	True Rate Hopper Diffuser Door
6	G10645701	1	Mini-Hopper Lid
7	G10949401	1	Bulk Fill Swivel Elbow
8	G10939201	1	Hopper Latch, Black
9	G10701401	11	Torx Pan Head Tapping Screw, 8-18 x 1/2"
10	G11961	2	Flat Washer, No. 8
11	GB1247	1	Tether
12	G10949501	1	Bulk Fill Retention Clip
13	G10701301	1	Plug Holder
14	G10962101	1	O-Ring, No. 131

**This page left blank intentionally.**

(107247)



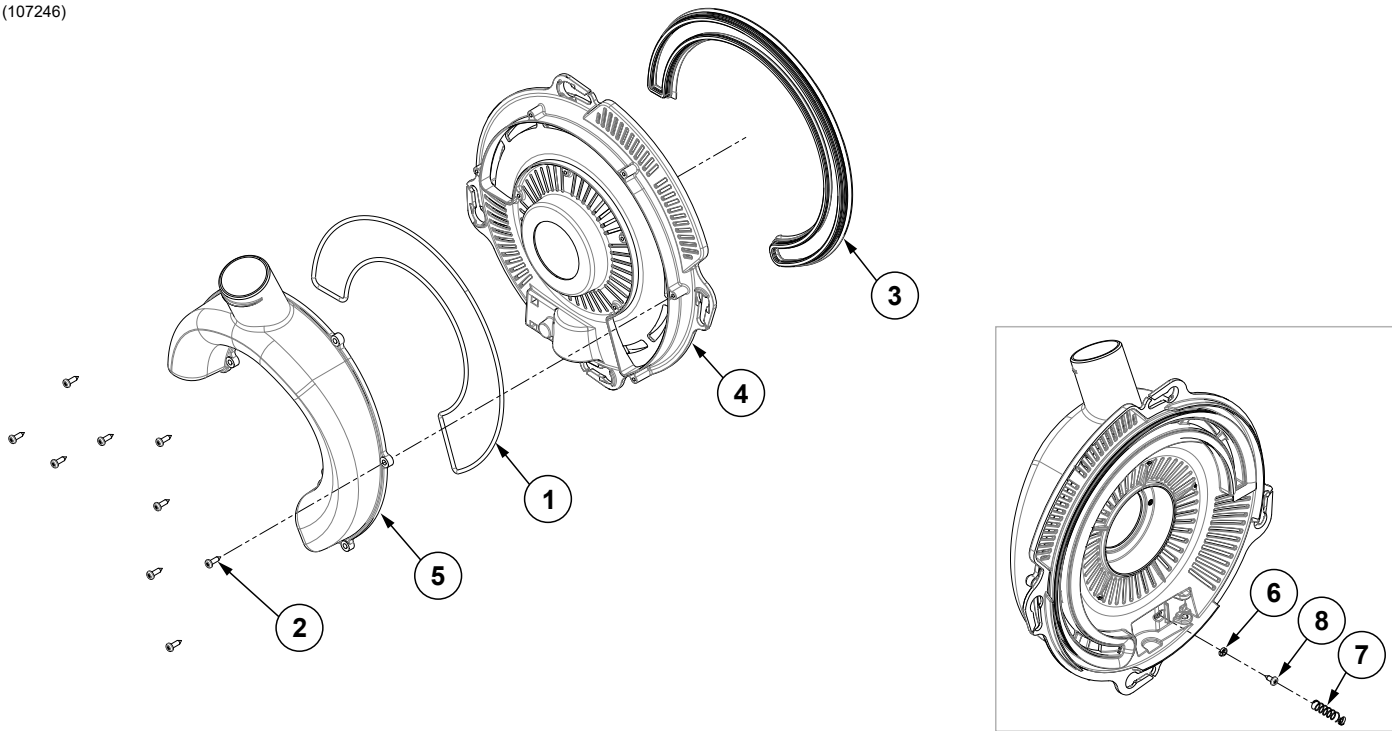
## True Rate Seed Meter

M0322-02

5670

ITEM	PART NO.	QTY.	DESCRIPTION
1	G10950601	1	Shield
2	---	---	---
3	GB0697	1	Chute Cover
4	GB0780	1	Brush
5	GB0823	1	Baffle
6	GB1147	1	Disc Hub
7	---	1	<a href="#">See "True Rate Meter Cover Assembly" on page P12</a>
8	G11172	4	Hex Socket Head Shoulder Screw, ¼"-20 x ¾", Stainless Steel
9	G10950501	1	True Rate Baffle
10	G11448	1	Pin, ¼" x 1"
11	G10475	1	Spring Pin, ¼" x 2¼"
12	G10958801 GA16701	1	Meter Housing W/Bearing Bearing (Included W/G10958801)
13	G11965	3	Torx Pan Head Tapping Screw, No. 6-19 x ⅜"
14	G11618	4	Torx Flat Head Tapping Screw, No. 6-19 x ¼"
15	GD34774	1	Meter Gasket
16	GB0810	1	Singulator Adjustor Retainer
17	G11517	1	Phillips Pan Head Tapping Screw, 6-19 x ⅝"
18	GB0957	1	Singulator Adjustor
19	GD26960	1	Wire Form Spring
20	GB0921	1	Lower Blade
21	GB0958	1	Outer Blade
22	GA24676	1	Singulator Guide Assembly
23	GD29657	1	Retainer
24	G11578	2	Phillips Pan Head Tapping Screw, No. 8-18 x ½"
25	G11693	2	Torx Flat Head Machine Screw, No. 4-40 x ½"
26	G11152X G11047X G11154X G11153X G11105X G11106X  G11107X  GB1237 GB1231 G11048X G11042X G11332X	1 - - - - - -  -  - - - - -	Seed Disc, Corn (40 Cell) Light Blue Color-Coded, Ejector Wheel, and Spring Seed Disc, Soybean (120 Cell) Black Color-Coded, Ejector Wheel, and Spring Seed Disc, Sugar Beets/Milo, Dark Orange Color-Coded, Ejector Wheel, and Spring Seed Disc, Sunflower (40 Cell) Gray Color-Coded, Ejector Wheel, and Spring Seed Disc, Cotton (60 Cell) Green Color-Coded, Ejector Wheel, and Spring Seed Disc, Black Turtle, Navy Edible Bean and Popcorn (60 Cell) Brown Color-Coded, Ejector Wheel, and Spring Seed Disc, Pinto, Great Northern Edible Beans, and Soybean (60 Cell) Dark Blue Color Coded, Ejector Wheel, and Spring Anti-Static Blank Seed Disc Blank Seed Disc Seed Disc, Soybean (60 Cell) Black Color-Coded Seed Disc, Wheat (54 Cell) Purple Color-Coded Seed Disc, Wheat (231 Cell) Red Color-Coded, Ejector Wheel, and Spring
27	G10665101 G10483401 G10665001 GA19115 G10614301 G10483201 GA26989 G10936101	- - - - - - - -	Ejector Arm, Corn Ejector Arm, Soybean (120 Cell) Ejector Arm, Sunflower Ejector Arm, Beets/Milo Ejector Arm, Black Turtle, Navy, Pinto, Great Northern Edible Bean, Popcorn Ejector Arm, Soybean (60 Cell) Ejector Arm, Wheat (54 Cell) Ejector Arm, Wheat (231 Cell)
28	G10483101	-	Compression Spring
29	G10494201		Meter Stepper Motor
30	G11588		Hex Socket Head Cap Screw, No. 10-24 x ⅝"
31	GD29425		Dust Cap
32	GA20711		Seed Meter Motor ESD Drain Harness
33	G10983301 G10983101 G10983201	1 1 1	Wheat Brush Singulator (Included w/G11332x) Wheat Brush Mount (Included W/G10983301) Brush (Included W/G10983301)

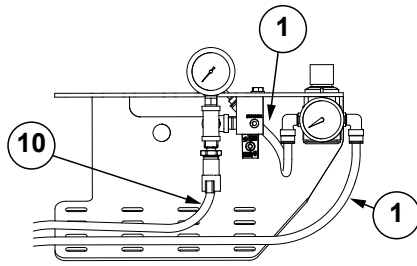
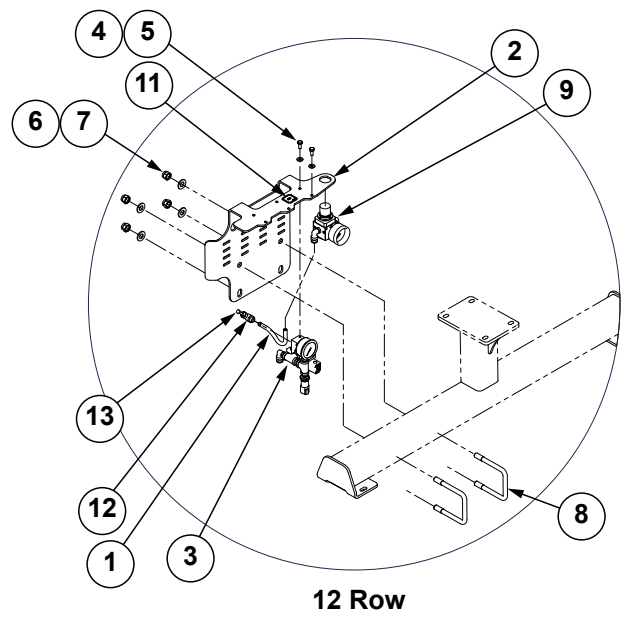
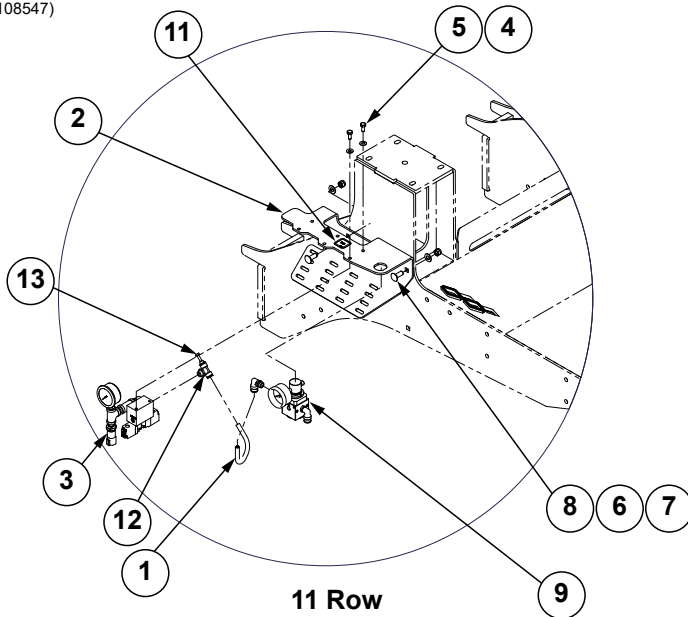
(107246)



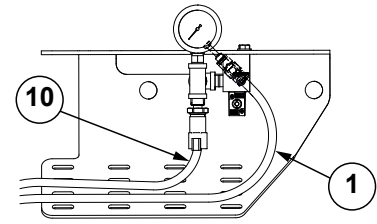
ITEM	PART NO.	QTY.	DESCRIPTION
1	GD26593	1	Gasket Housing
2	G11556	9	Phillips Pan Head Tapping Screw, 6-19 x 1/2"
3	GB0676	1	Lip Seal
4	GB0920	1	Cover
5	G11061301	1	Vacuum Inlet, True Rate
6	GB0907	1	Retainer Spring
7	G10483101	1	Ejector Spring
8	G11619	1	Phillips Pan Head Tapping Screw, No. 6-19 x 3/8"



(108547)



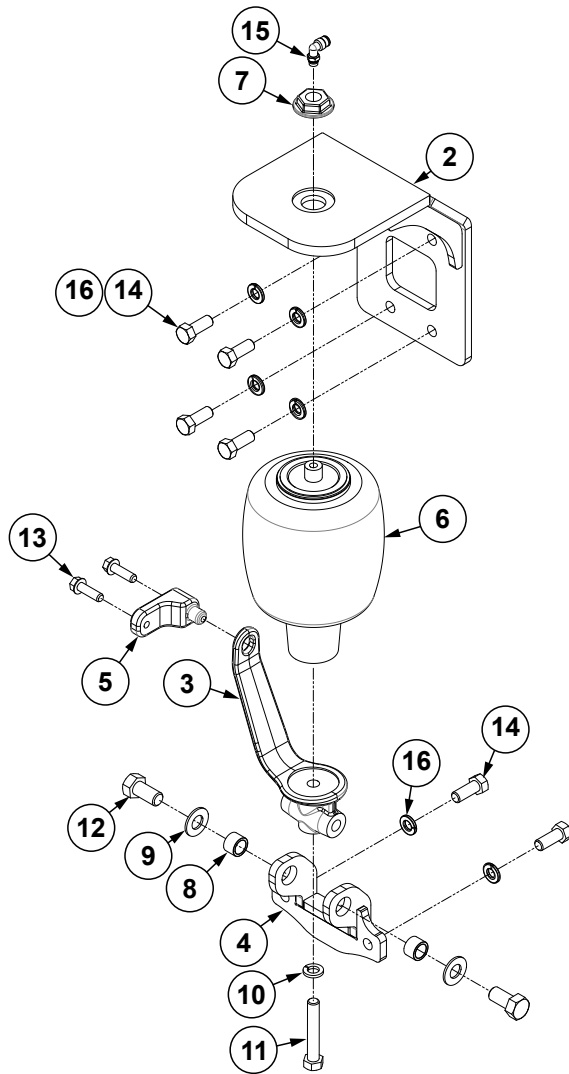
**PDP Air Supply  
W/Yetter Air Compressor**



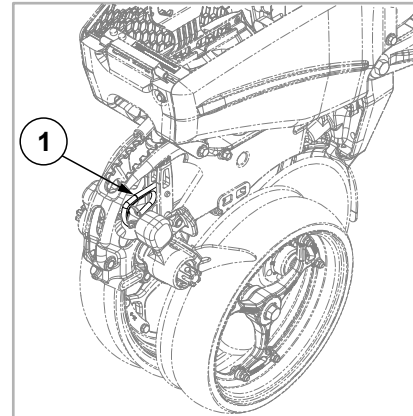
**PDP Air Supply  
W/Yetter Electric Compressor**

ITEM	PART NO.	QTY.	DESCRIPTION
1	---	1	<a href="#">See "Airline Fittings and Hoses" on page P21</a>
2	G10938701	1	Air Valve Bracket, 12 Row
	G10938601	1	Air Valve Bracket, 16 Row
3	G10813601	1	<a href="#">See "Air Valve Assembly" on page P20</a>
4	G11385	2	Flat Washer, 1/4" SAE
5	G10020	2	Hex Head Cap Screw, 1/4"-20 x 5/8"
6	G11389	2	Flat Washer, 1/2" Plated SAE, 12 Row
	G11387	-	Flat Washer, 3/8" SAE, 16 Row
7	G10111	4	Lock Nut, 1/2"-13, 12 Row
	G10108	2	Lock Nut, 3/8"-16, 16 Row
8	GD4743	2	U-Bolt, 3" x 3" x 1/2"-13, 12 Row
	G10305	-	Carriage Bolt, 3/8"-16 x 1", 16 Row
9	G10816001	1	<a href="#">See "Air Pressure Regulator Assembly" on page P21</a>
10	---	1	<a href="#">See "Airline Fittings and Hoses" on page P21</a>
11	G10822601	1	<a href="#">See "Decals, Paint, and Miscellaneous" on page P277</a>
12	G10657901	1	<a href="#">See "Airline Fittings and Hoses" on page P21</a>
13	G10606301	2	<a href="#">See "Airline Fittings and Hoses" on page P21</a>

(107184)

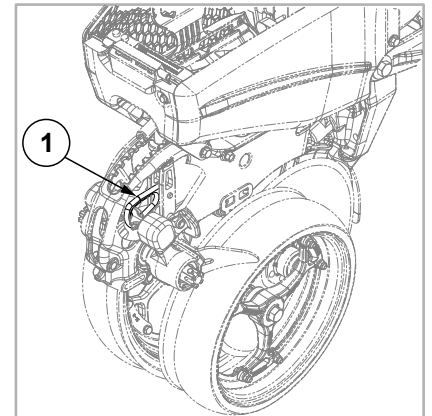
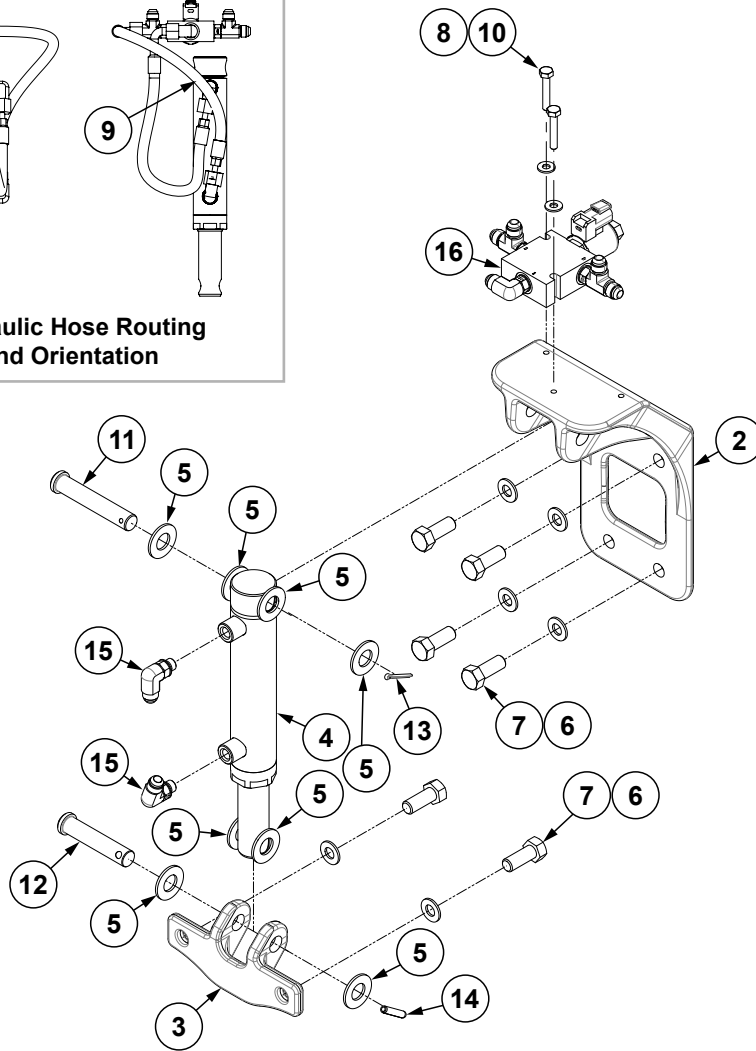
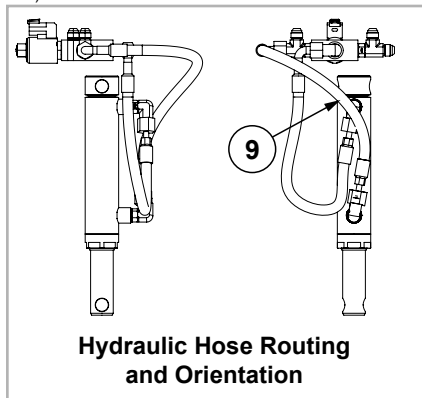


[See "Airline Fittings and Hoses" on page P21](#)



ITEM	PART NO.	QTY.	DESCRIPTION
1	GB0285	1	Collar, Depth Adjustment
2	G10779501	1	Upper Pneumatic Down Pressure Mount
3	G10362001	1	Lower Pneumatic Down Pressure Mount
4	G10779601	1	Lower Pneumatic Down Pressure Base Mount
5	G10467701	1	Pneumatic Down Pressure Stabilizer Arm, Pull Row Unit
6	GA11982	1	Air Spring Assembly
7	GB0397	1	Shoulder Nut, 3/4"-16
8	GB0218	2	Bushing, 2 1/32" I.D. x 7/8" O.D. x 1 9/32" Long
9	G11391	2	Flat Washer, 5/8" SAE
10	G10228	1	Lock Washer, 1/2"
11	G10038	1	Hex Head Cap Screw, 1/2"-13 x 3"
12	G10055	2	Hex Head Cap Screw, 5/8"-11 x 1 1/4"
13	G11204	2	Hex Serrated Flange Cap Screw, 3/8"-16 x 1 1/4", Grade 5
14	G10037	6	Hex Head Cap Screw, 1/2"-13 X 1 1/4", Grade 5
15	GD19080	1	Elbow, 1/4" x 1/8" NPT Swivel
16	G10228	6	Lock Washer, 1/2"

(107183)

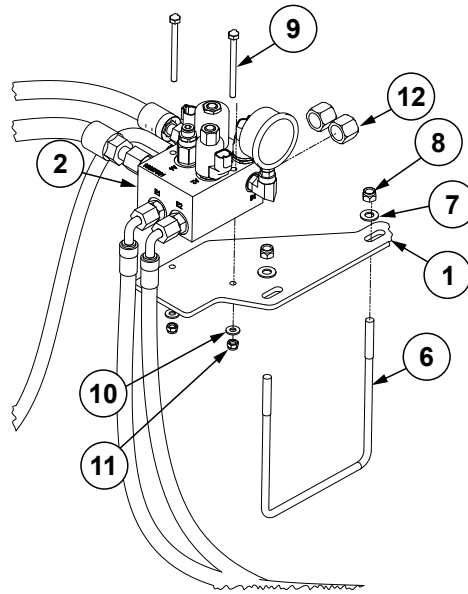
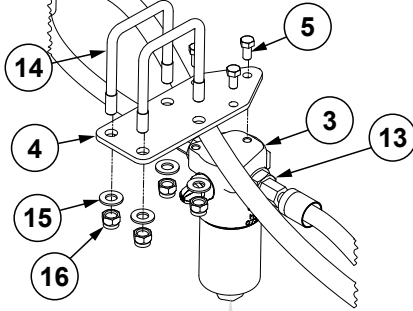


ITEM	PART NO.	QTY.	DESCRIPTION
1	GA27146	1	True Depth Link (27" Harness)
2	G11005501	1	Upper Hydraulic Down Force Mount Plate
3	G10361901	1	Lower Hydraulic Down Force Mount
4	G10983402	1	<a href="#">See "Hydraulic Down Force Cylinder, Pull Row Unit" on page P189</a>
5	G11391	8	Flat Washer, 5/8" SAE
6	G11389	6	Flat Washer, 1/2" Plated SAE
7	G11000801	6	Hex Head Cap Screw, 1/2"-13 x 1/4", Grade 5
8	G11385	2	Flat Washer, 1/4" SAE
9	*A7679-15	2	Hose Assembly, 1/4" x 15" (06F-06F90)
10	GD35459	2	Hex Head Cap Screw, 1/4"-20 x 1/2", Grade 5
11	G10523801	1	Clevis Pin, 5/8" x 3 1/2"
12	G10789701	1	Clevis Pin, 5/8" x 3"
13	G10451	1	Cotter Pin, 1/8" x 1"
14	G11646	1	Slotted Spring Pin, 1/4" x 1/4"
15	G6801-06-04	2	Elbow, 90°, 9/16"-18 x 7/16"-20 W/O-Ring
16	---	1	<a href="#">See "Row Unit Control Block" on page P193</a>

\* Hydraulic hose is not stocked by Kinze Repair Parts

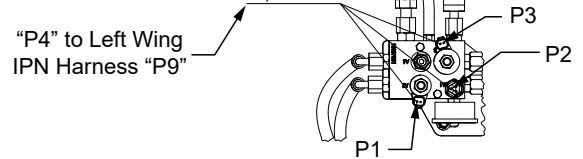
(109409)

12 Row

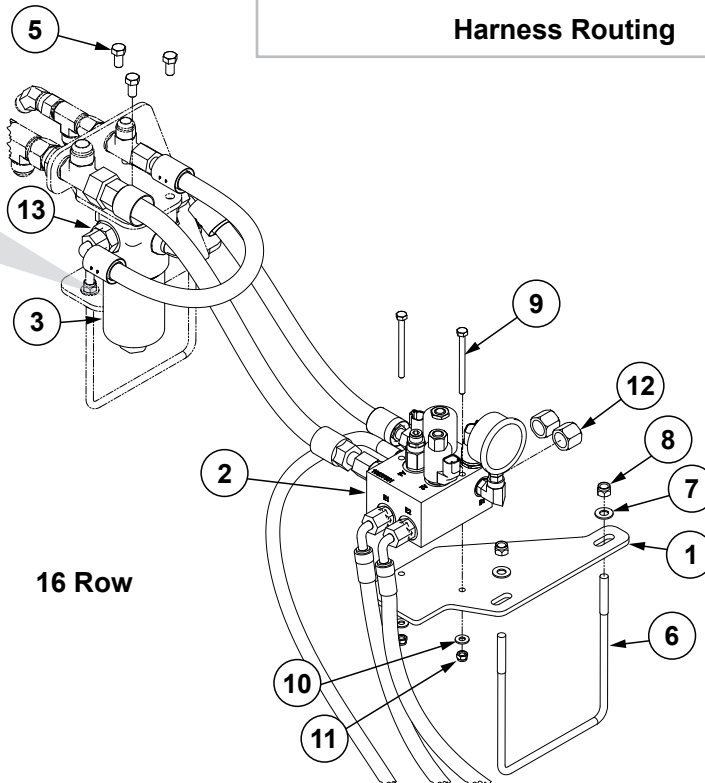
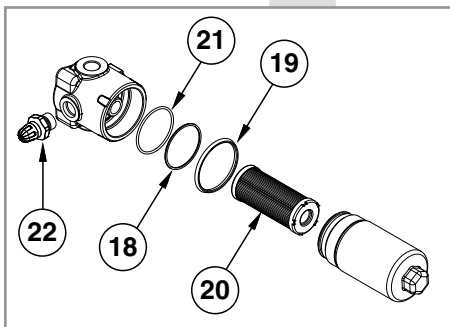


12 Row and 16 Row  
(12 Row Shown)

"P4" to Left Wing  
IPN Harness "P9"



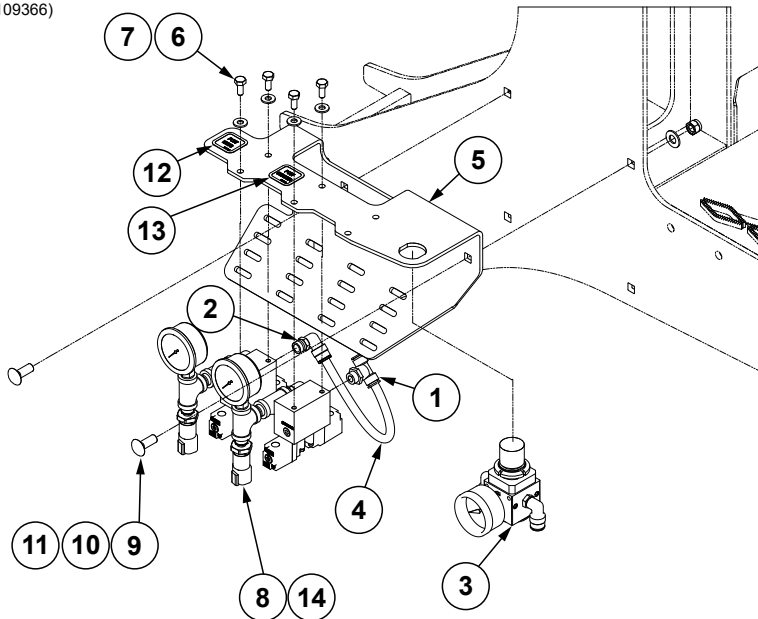
Harness Routing



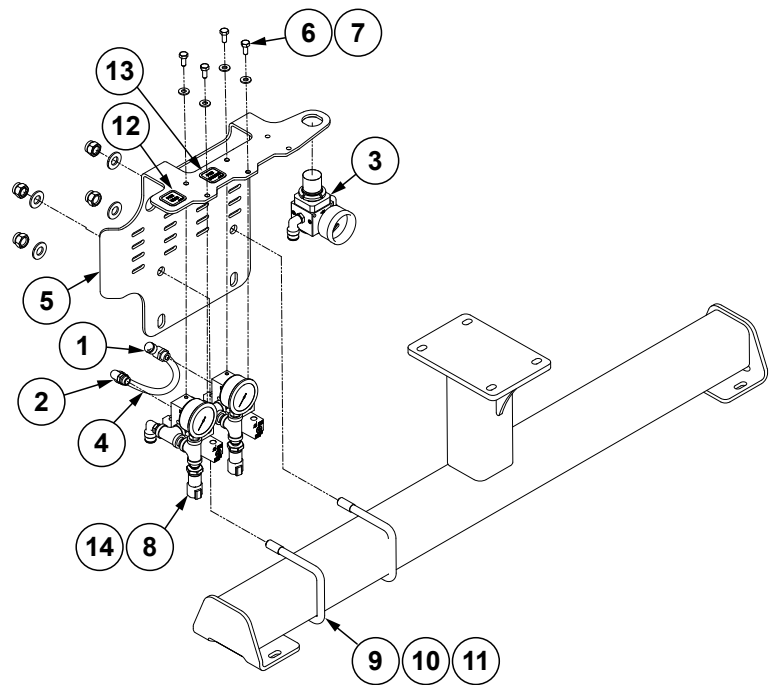
16 Row

ITEM	PART NO.	QTY.	DESCRIPTION
1	G10566301	1	True Depth Manifold Plate
2	---	1	<a href="#">See "True Depth Valve Block" on page P194</a>
3	GA25857 GR2368	1 -	In-Line Filter Assembly, Includes Items 23-27 Seal Kit, Includes: (1) Sealing O-Ring, (1) Anit-Extrusion Ring, (1) External O-Ring
4	G10586401	-	True Depth Filter Mount Plate
5	G10002	3	Hex Head Cap Screw, 3/8"-16 x 3/4"
6	GD19090	1	U-Bolt, 6" x 3/8"-16
7	G11387	2	Flat Washer, 3/8" SAE
8	G10108	2	Lock Nut, 3/8"-16
9	G10162	2	Hex Head Cap Screw, 1/4"-20 x 3/4"
10	G11385	2	Flat Washer, 1/4" SAE
11	G10110	2	Lock Nut, 1/4"-20, Grade B
12	G304-C-8	2	Cap Nut, 3/4"-16
13	G6400-08-12	2	Adapter, 3/4"-16 Male JIC to 1 1/16"-12 O-Ring
14	GD4743	2	U-Bolt, 3" x 3" x 1/2"-13
15	G11389	4	Flat Washer, 1/2" Plated SAE
16	G10111	4	Lock Nut, 1/2"-13
17	G10803401	1	Integrated True Depth Harness
18	*R2366	1	Anti-Extrusion Ring
19	*R2365	1	External O-Ring
20	GD35835	1	Replacement Filter Cartridge
21	*R2367	1	Sealing O-Ring
22	GR2361	1	Flow Indicator
<b>*Item is part of seal kit, item can not be purchased individually.</b>			

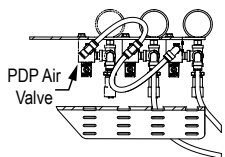
(109366)



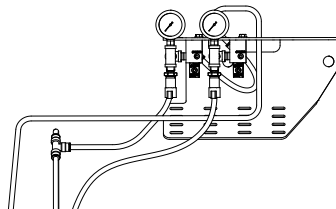
16 Row



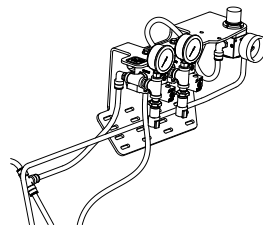
12 Row



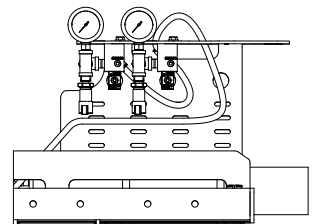
12 Row and 16 Row  
(16 Row Shown)  
Air Closing Wheel Air Supply W/PDP



16 Row  
Air Closing Wheel Air Supply  
W/Electric Compressor and No PDP



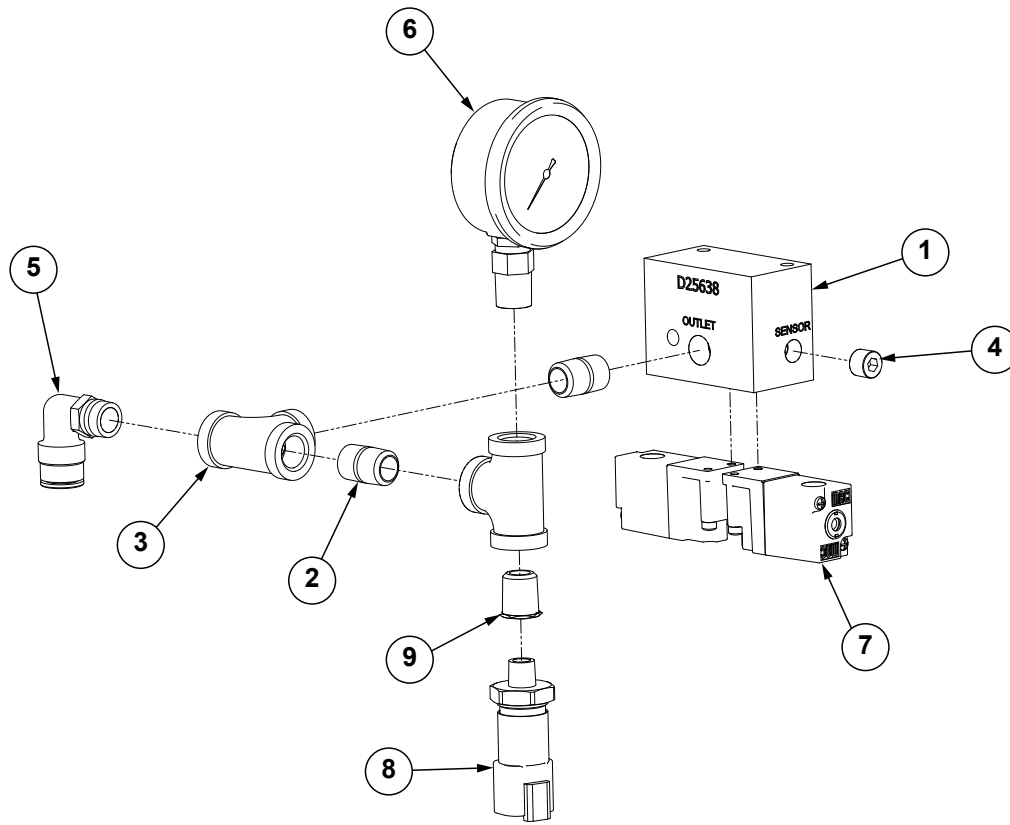
12 Row and 16 Row (16 Row Shown)  
Air Closing Wheel Air Supply  
W/Yetter Compressor and No PDP



12 Row  
Air Closing Wheel Air Supply  
W/Electric Air Compressor and No PDP

ITEM	PART NO.	QTY.	DESCRIPTION
1	G10657901	1	Adapter Tee, 3/8" PTC x 1/4" NPT
2	GD17143	1	Swivel Elbow, 1/4" NPT x 3/8"
3	---	1	<a href="#">See "Air Pressure Regulator Assembly" on page P21</a>
4	---	1	<a href="#">See "Airline Fittings and Hoses" on page P21</a>
5	G10938701	1	Air Valve Bracket, 12 Row
	G10938601	1	Air Valve Bracket, 16 Row
6	G10020	4	Hex Head Cap Screw, 1/4"-20 x 5/8"
7	G11385	4	Flat Washer, 1/4" SAE
8	---	2	<a href="#">See "Air Valve Assembly" on page P20</a>
9	GD4743	2	U-Bolt, 3" x 3" x 1/2"-13, 12 Row
	G10305	2	Carriage Bolt, 3/8"-16 x 1", 16 Row
10	G11389	4	Flat Washer, 1/2" Plated SAE, 12 Row
	G11387	2	Flat Washer, 3/8" SAE, 16 Row
11	G10111	4	Lock Nut, 1/2"-13, 12 Row
	G10108	2	Lock Nut, 3/8"-16, 16 Row
12	G10822801	1	<a href="#">See "Decals, Paint, and Miscellaneous" on page P277</a>
13	G10822701	1	<a href="#">See "Decals, Paint, and Miscellaneous" on page P277</a>
14	G10806201	1	Air Closing Wheel Harness, 40"

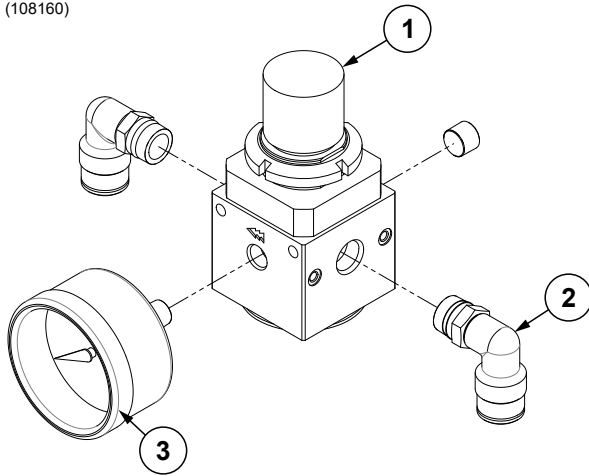
(108136)



ITEM	PART NO.	QTY.	DESCRIPTION
1	GD25638	1	DF Block
2	GD18081	2	Close Nipple, 1/4" NPT
3	GD19237	2	Tee, 1/4" NPT
4	GD19079	1	Plug, 1/8" NPT
5	GD17143	1	Swivel Elbow, 1/4" NPT x 3/8"
6	GA21405	1	Pressure Gauge, 1/4" NPT
7	GA20370	2	12 VDC Air Valve
8	GA14804	1	Pressure Sensor (0-120 PSI)
9	G10506401	1	Reducer, 1/4"-18 x 1/8"-27 NPT
10	GD19811	1	4 Pin Receptacle, Black
11	GD12557	4	Male 20-18 AWG Terminal Pin
12	GD12558	4	Cable Seal, 18-16 AWG

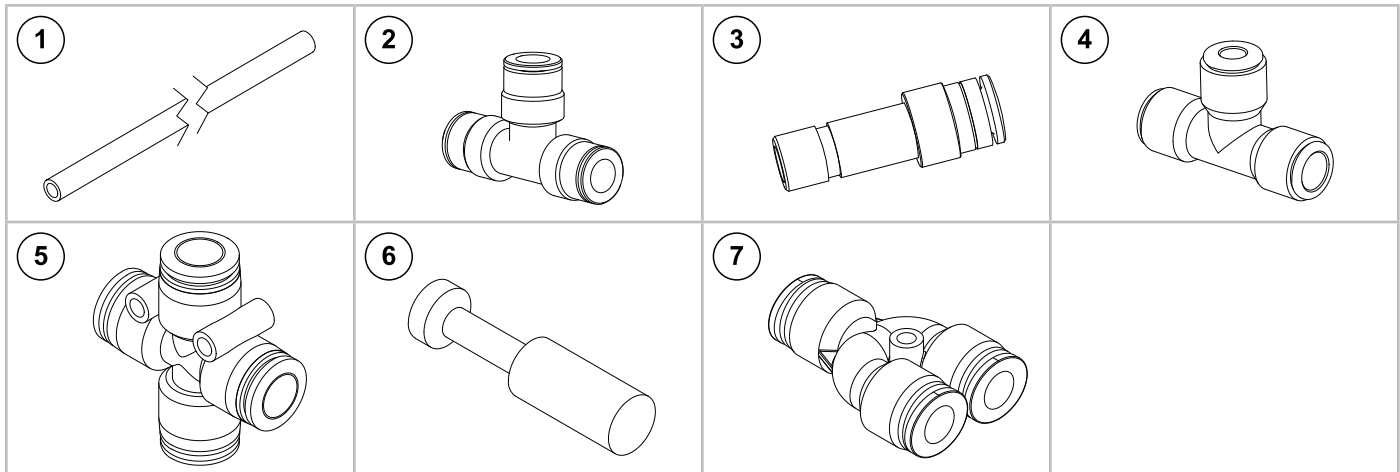


(108160)



ITEM	PART NO.	QTY.	DESCRIPTION
1	G10792901	1	Pressure Regulator
2	GD17143	2	Swivel Elbow, 1/4" NPT x 3/8"
3	G10776801	1	Air Pressure Gauge, 0-160 PSI

Airline Fittings and Hoses



ITEM	PART NO.	QTY.	DESCRIPTION
1	G10829507	1	White Tubing, 3/8" O.D. x 500'
	G10829407	1	Grey Tubing, 3/8" O.D. x 500'
	GD17151-21	1	Blue Tubing, 1/4 O.D. x 250'
	G10829307	1	Purple Tubing, 3/8" O.D. x 500'
	GD17150-00	1	Blue Tubing, 3/8" O.D. x 250'
	G10658001	1	Brown Tubing 3/8" O.D. x 500'
	G10609001	1	Black Tubing, 3/8" O.D. x 500'
2	GD18010	3	Tee, 3/8" Tube Union
3	GD18796	4	Reducer, 3/8" To 1/4"
4	GD26110	-	Reducing Tee, 3/8" x 1/4" x 3/8"
5	G10605801	4	PTC Cross Adapter, 3/8"
6	G10606301	1	Plug
7	G10579001	-	WYE PTC Adapter, 3/8"

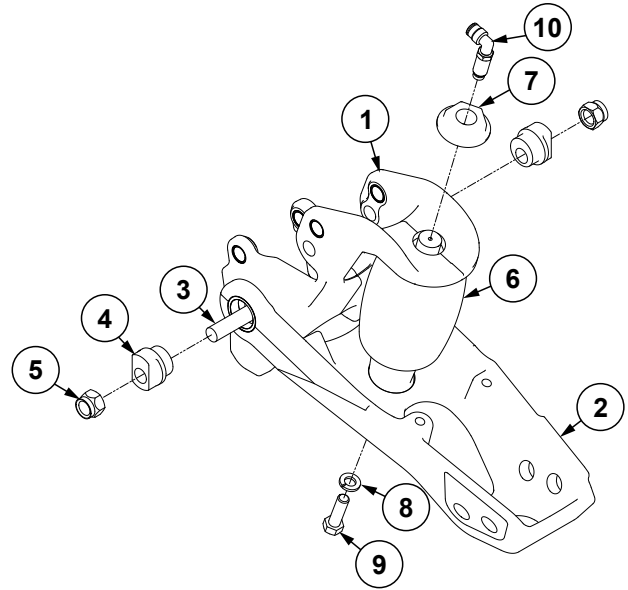
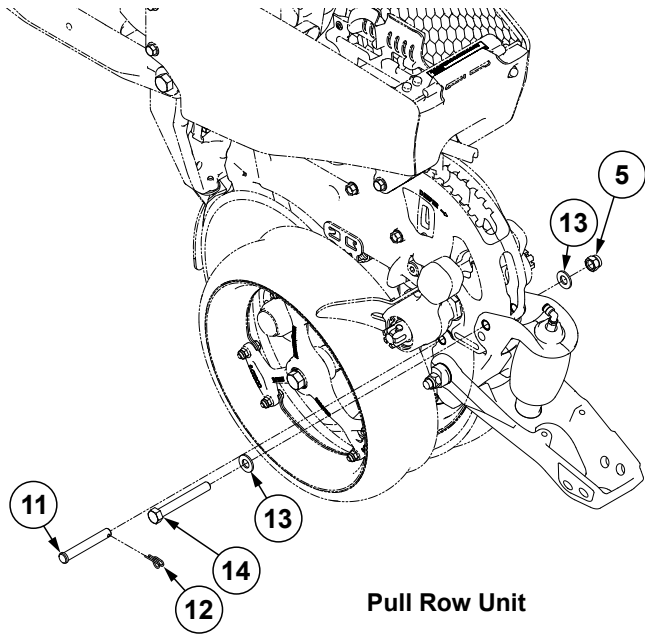
# Air Adjust Closing Wheel Arm, Pull Row Unit

Model 5670

M0322-02

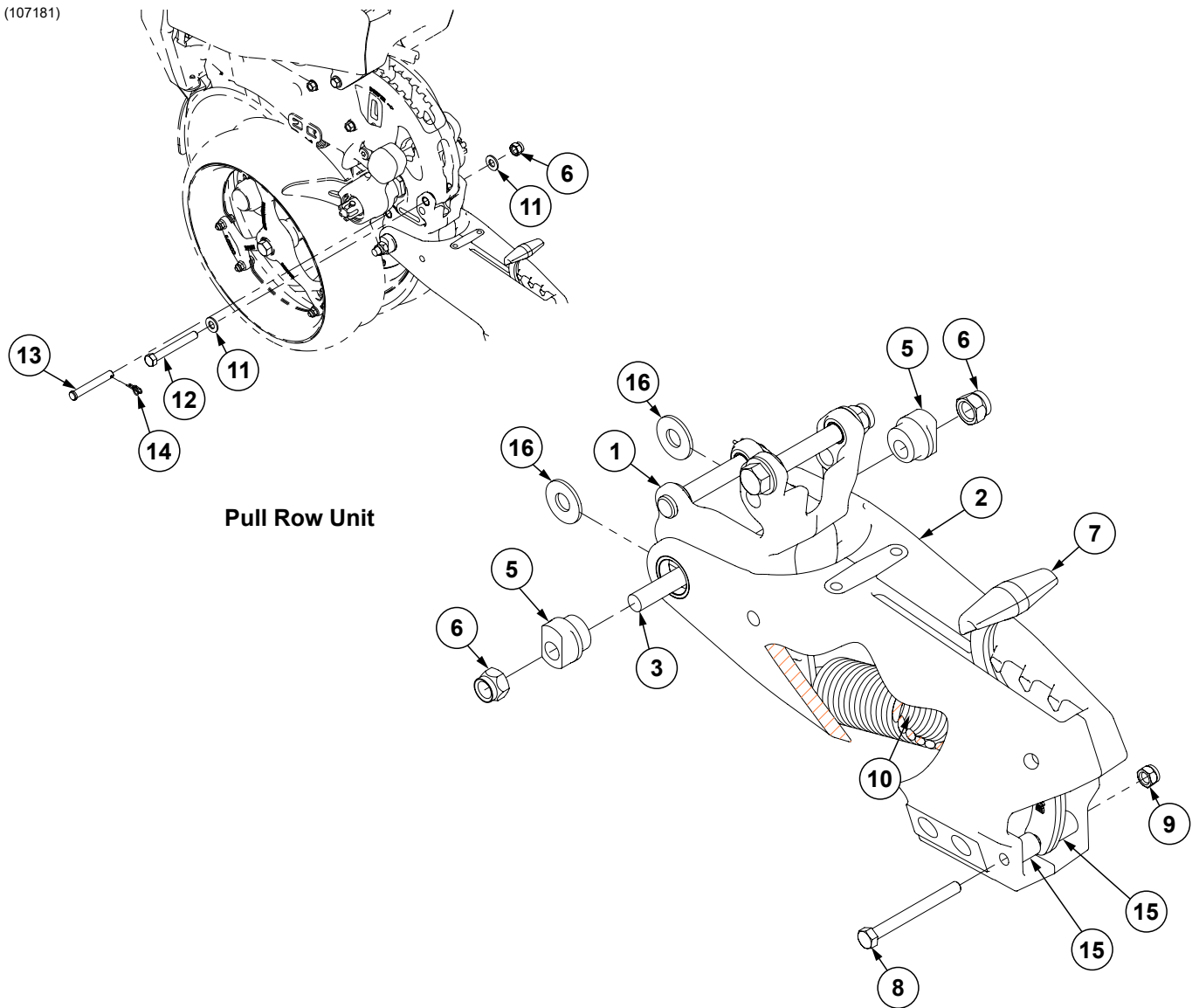
(107182)

[See "Airline Fittings and Hoses" on page P21](#)



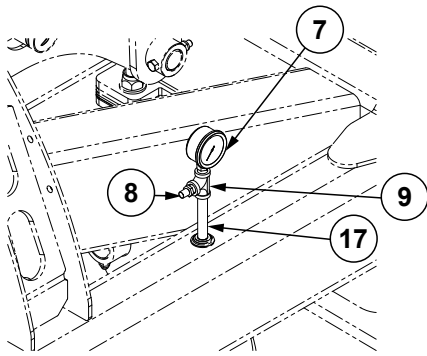
ITEM	PART NO.	QTY.	DESCRIPTION
1	G10704101 G10635001	1	Air Adjust Closing Wheel Mount Assembly Bushing, .625 O.D. x .515" I.D. x .438" (Included W/G10704101)
2	G10704201 G10635101	1	Air Adjust Closing Wheel Arm Assembly Bushing, 1.25" O.D. x 1" I.D. x .375" (Included W/G10704201)
3	G11419	2	Carriage Bolt, 1/2"-13 x 2 1/4"
4	GB0239	2	Eccentric Bushing
5	G10111	4	Lock Nut, 1/2"-13
6	G10506101	1	Air Adjust Closing Wheel Air Bag
7	GB0397	1	Shoulder Nut, 3/4"-16
8	G10229	1	Lock Washer, 3/8"
9	G10004	1	Hex Head Cap Screw, 3/8"-16 x 1 1/4"
10	GD19298	1	1/4" Male Swivel Elbow, Extended
11	G10523901	-	Clevis Pin, 1/2" x 3 1/2"
12	G10745301	-	Locking Cotter Pin, 5/64" x 1/2"
13	G11389	4	Flat Washer, 1/2" Plated SAE
14	G10035	2	Hex Head Cap Screw, 1/2"-13 x 4"

(107181)

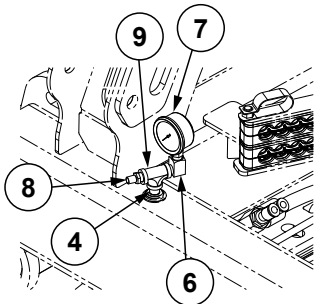


Pull Row Unit

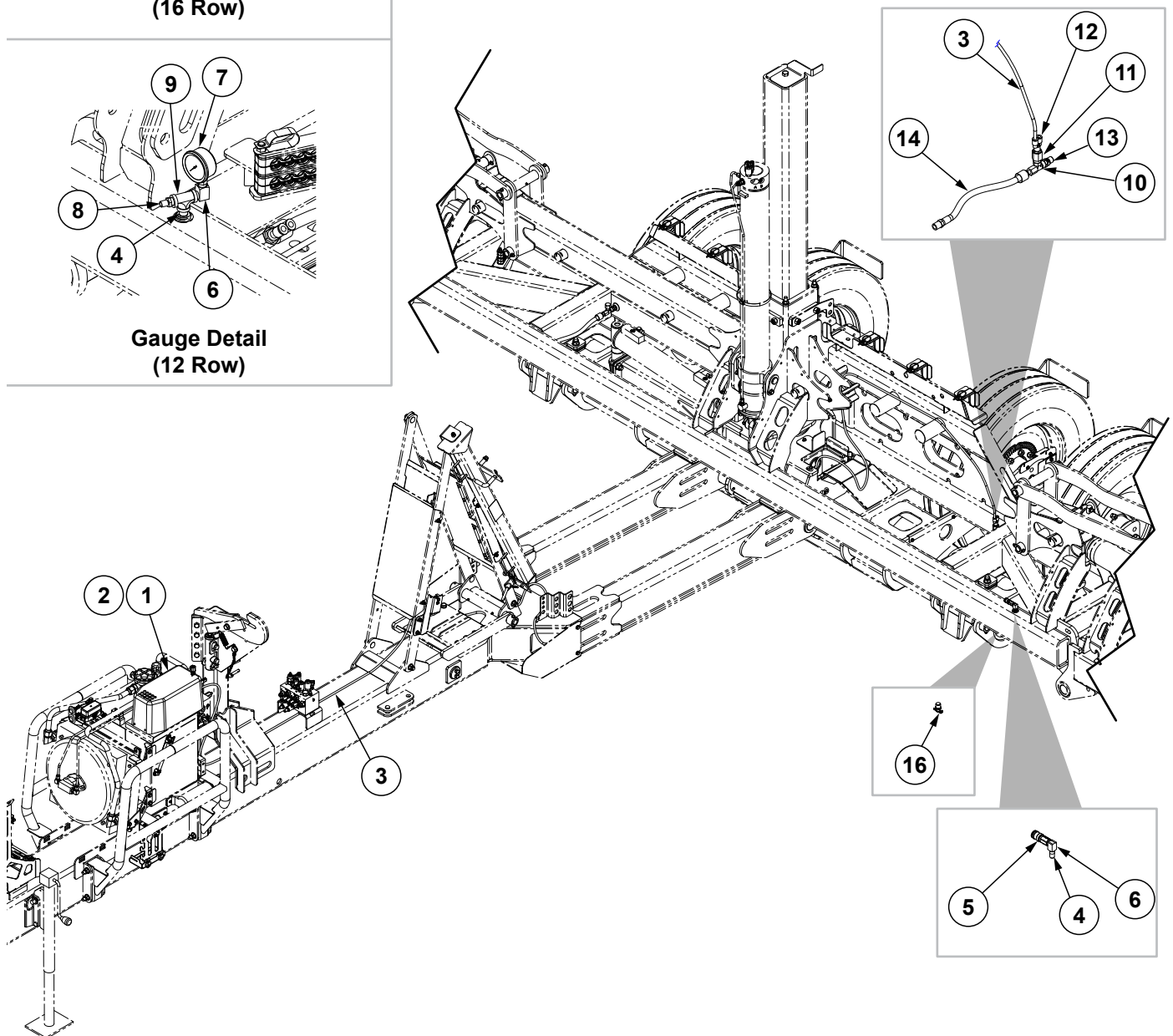
ITEM	PART NO.	QTY.	DESCRIPTION
1	G10704001	1	Closing Wheel Spring Mount Assembly
	G10635001	-	Bushing, .625 O.D. x .515" I.D. x .438" (Included W/G10704001)
2	G11007001	1	Closing Wheel Arm
3	G11419	2	Carriage Bolt, 1/2"-13 x 2 1/4"
4	---	---	---
5	GB0239	2	Eccentric Bushing
6	G10111	3	Lock Nut, 1/2"-13
7	GB0254	1	Lever
8	G11111	1	Hex Head Cap Screw, 5/16"-18 x 3 1/4"
9	G10109	1	Lock Nut, 5/16"-18, Grade 8
10	GD8460	1	Spring
11	G11389	-	Flat Washer, 1/2" Plated SAE
12	G10035	-	Hex Head Cap Screw, 1/2"-13 x 4"
13	G10523901	1	Clevis Pin, 1/2" x 3 1/2"
14	G10745301	1	Locking Cotter Pin, 5/64" x 1/2"
15	GD8893-20	2	Sleeve, 5/8" O.D. x .407" I.D. x .75"
16	G10216	2	Washer, 1/2" USS



Gauge Detail  
(16 Row)



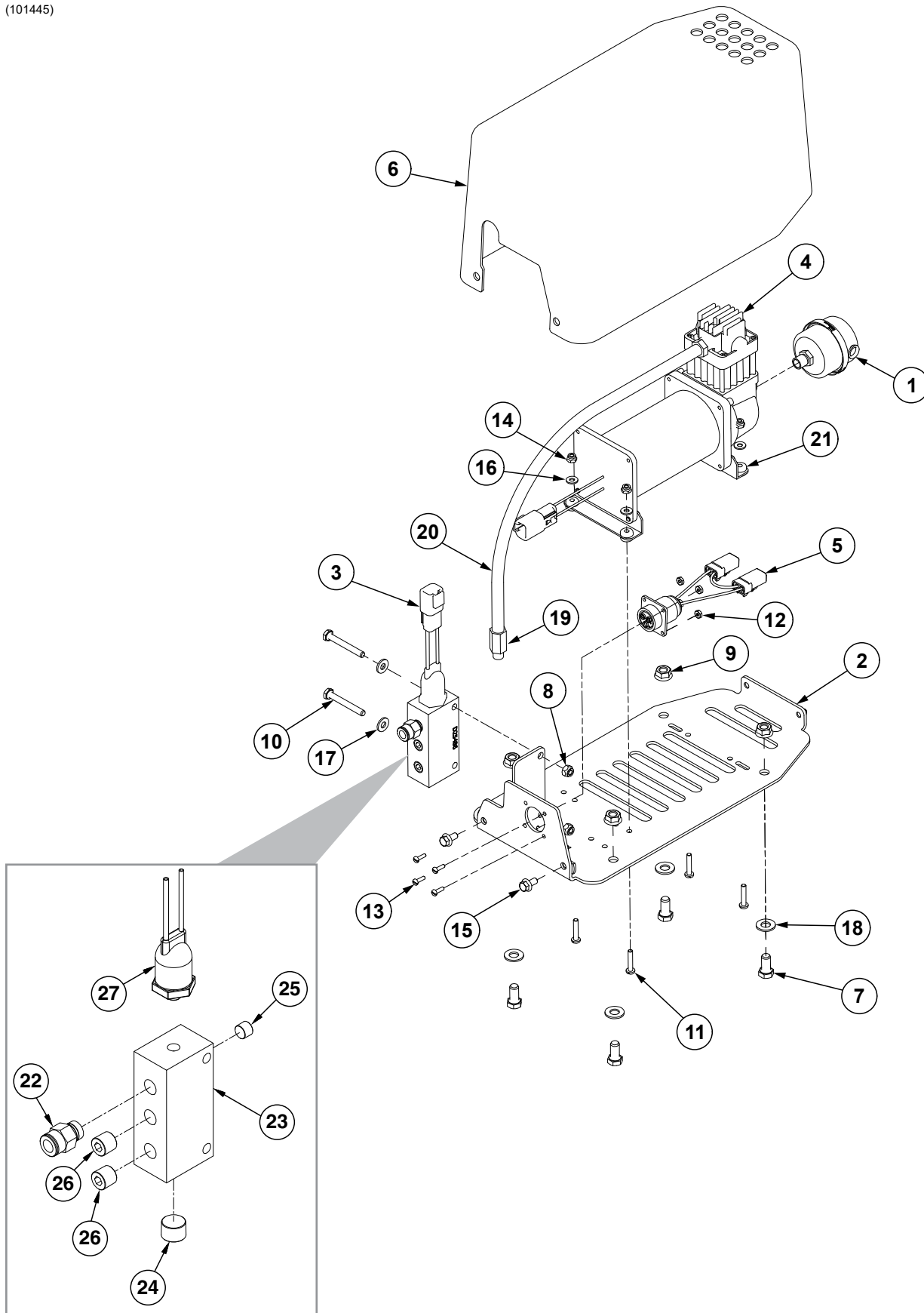
Gauge Detail  
(12 Row)



ITEM	PART NO.	QTY.	DESCRIPTION
1	---	1	<a href="#">See "12V Electric Compressor" on page P26</a>
2	G10188101	1	12V Air Pump Harness
3	---	-	<a href="#">See "Airline Fittings and Hoses" on page P21</a>
4	GD19238	1	Nipple, 1/4" NPT
5	G10957001	1	Quick Disconnect Hose Socket
6	G11626	1	90° Elbow, 1/4" NPT Brass
7	GA21405	1	Pressure Gauge
8	GA13512	1	Valve Stem, 1/4" NPT
9	GD19237	1	Tee, 1/4" NPT
10	G6602-08	2	Swivel Tee, 3/4"-16 JIC
11	G6506-08-08	1	Swivel Connector, 3/4"-16 x 1/2" FNPT
12	G10957201	1	Male Y Connector, 3/8" PI x 1/2" NPT
13	G2404-08-08	2	Adapter, 3/4"-16 Male JIC To 1/2" NPT
14	*A27208-18	2	Hose Assembly, 1/2" AR x 18" (08F - 1/2M NPTF)
15	G304-C-8	1	Cap Nut, 3/4"-16
16	GD19173	3	Brass Drain Cock
17	G10957101	1	Nipple Pipe, 1/4" x 4" SS

\*Hydraulic hose is not stocked by Kinze Repair Parts.

(101445)

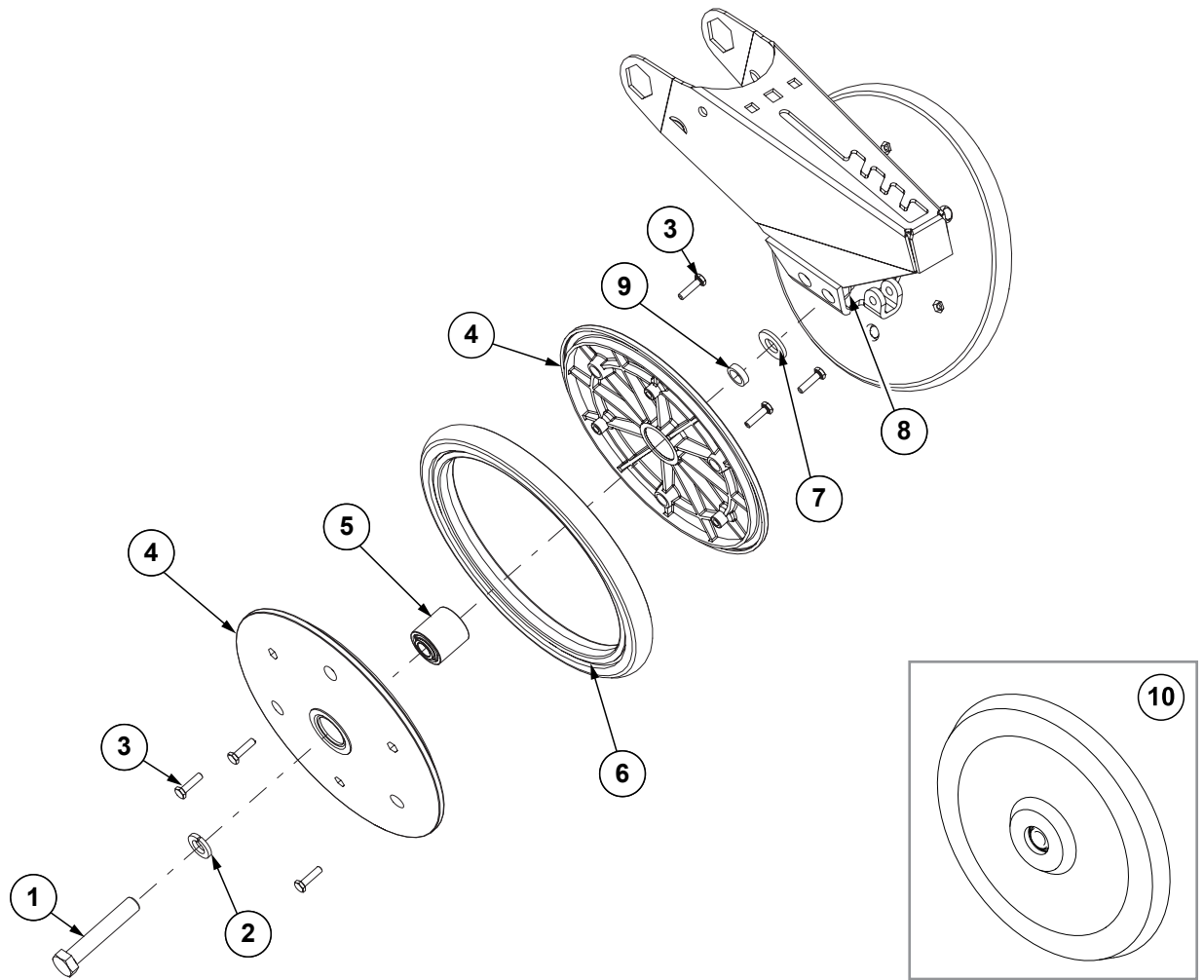


ITEM	PART NO.	QTY.	DESCRIPTION
1	GA14127	1	Filter Assembly
	GR1943	-	Filter Element Replacement (Included W/GA14127)
2	GA17623	1	12V Electric Compressor Mount
3	GA17994	1	Compressor Manifold (Items 22-27)
4	GA18212	1	12V Air Pump W/Connector
5	GA18482	1	Air Compressor Harness
6	GB0766	1	Compressor Cover
7	G10002	4	Hex Head Cap Screw, 3/8"-16 x 3/4"
8	G10110	2	Lock Nut, 1/4"-20, Grade B
9	G10622	4	Serrated Flange Nut, 3/8"-16
10	G10638	2	Hex Head Cap Screw, 1/4"-20 x 2"
11	G10904	4	Slotted Phillips Head Machine Screw, 10-32 x 1", Grade 1
12	G10949	4	Hex Nut, #6-32, Grade 1
13	G10950	4	Slotted Phillips Head Machine Screw, 6-32 x 1/2", Grade 1
14	G11206	4	Lock Nut, No. 10-32
15	G11356	2	Hex Socket Flange Cap Screw, 1/4"-20 x 1/2"
16	G11382	4	Washer, No. 10 SAE
17	G11385	2	Flat Washer, 1/4" SAE
18	G11387	4	Flat Washer, 3/8" SAE
19	GR1921	-	Check Valve
20	GR1951	-	Leader Hose W/Out Check Valve
21	GR2233	1	Vibration Isolator Gromet, 4 Pack
22	GD17141	1	Connector, 1/4" Male NPT (Included W/GA17994)
23	GD25486	1	Manifold Block (Included W/GA17994)
24	GD26387	1	Plug, 3/8" NPT (Included W/GA17994)
25	GD26386	1	Plug, 1/8" NPT (Included W/GA17994)
26	GD26070	2	Plug, 1/4" NPT (Included W/GA17994)
27	GA18211	1	Air Pump Pressure Switch W/Connector (Included W/GA17994)
	GD26069	-	Pressure Switch (Included W/GA18211)

**This page left blank intentionally.**

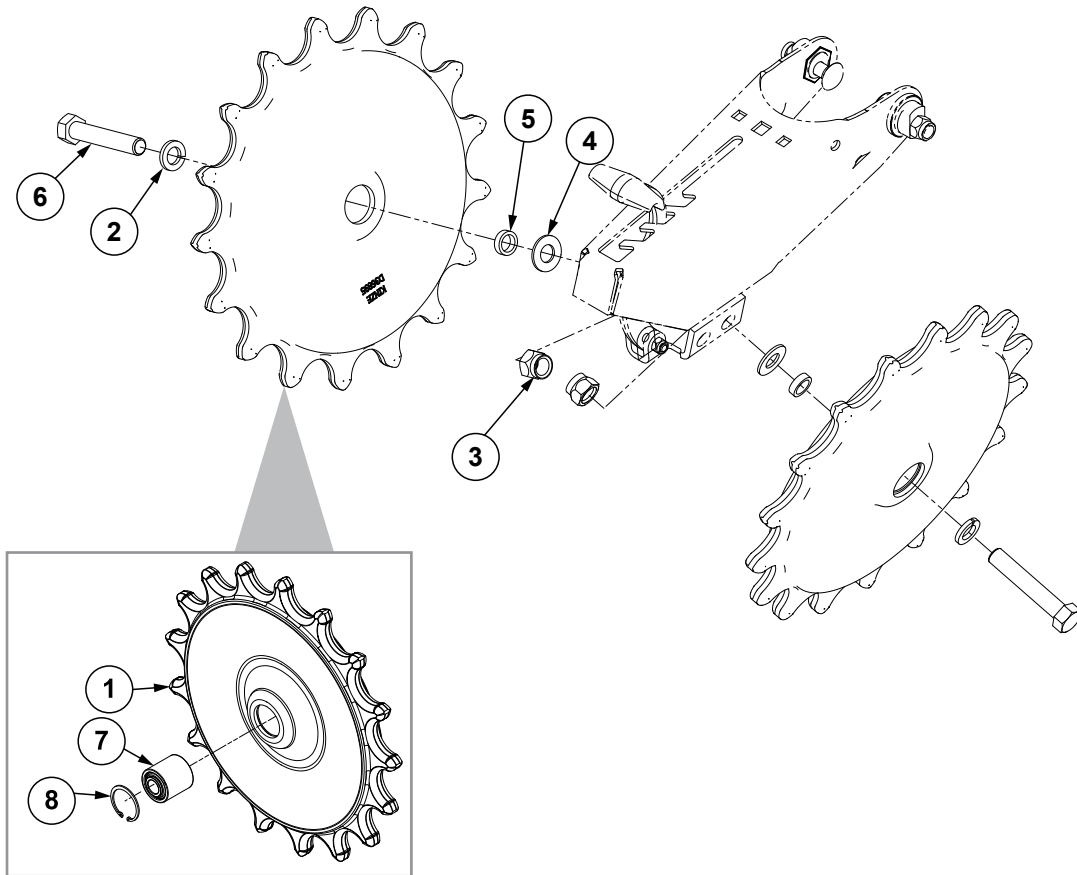


(IP1670)



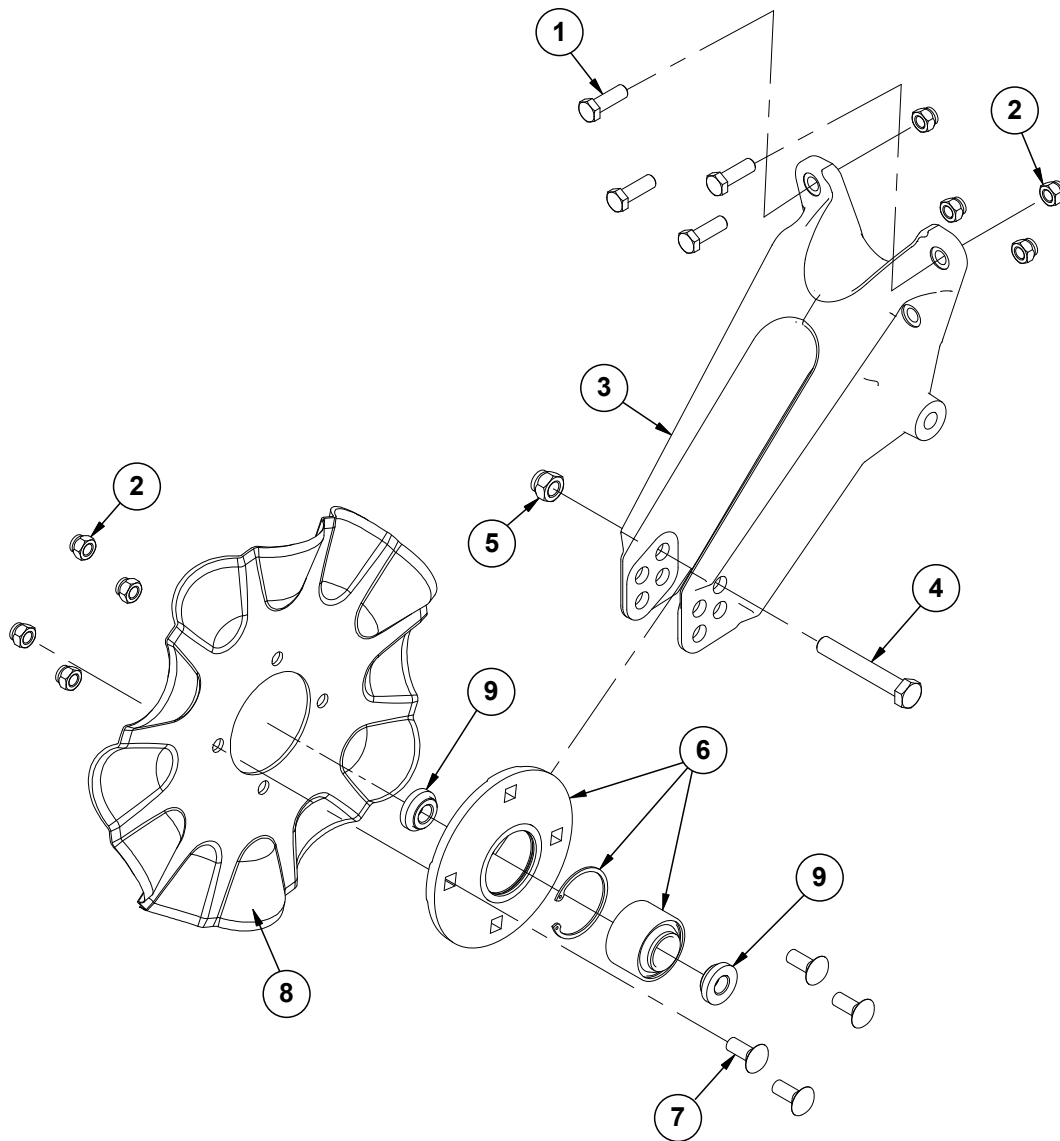
ITEM	PART NO.	QTY. (Per Row)	DESCRIPTION
1	G10013	2	Hex Head Cap Screw, 5/8"-11 x 3 1/2"
2	G10230	2	Lock Washer, 5/8"
3	G10064	12	Hex Head Cap Screw, 1/4"-20 x 1"
4	GD9120	4	Nylon Half Wheel
5	GA6171	2	Bearing
6	GD1085	2	Rubber Tire, 1" x 12"
7	G11391	2	Flat Washer, 5/8" SAE
8	G10107	2	Lock Nut, 5/8"-11
9	GD1109	2	Bushing, 4 1/64" I.D. x 7/8" O.D. x 1/4" Long
10	GA6597	1	Cast Iron Closing Wheel W/Bearing
	GA6171	1	Bearing
A	GA6434	-	Rubber Closing Wheel Complete W/Bearing (Items 3-6)

(101417)



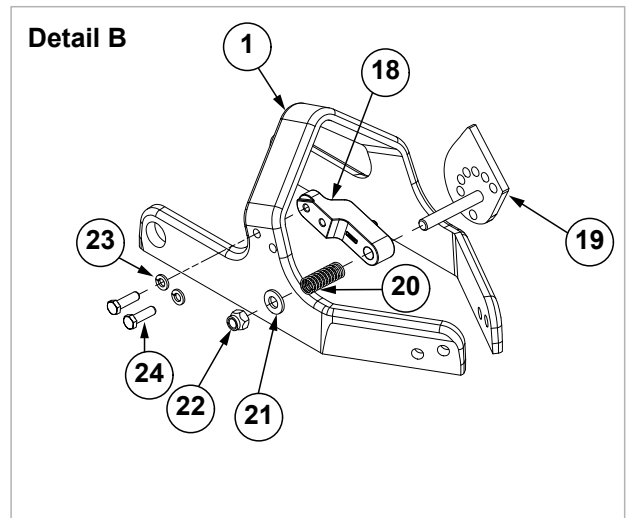
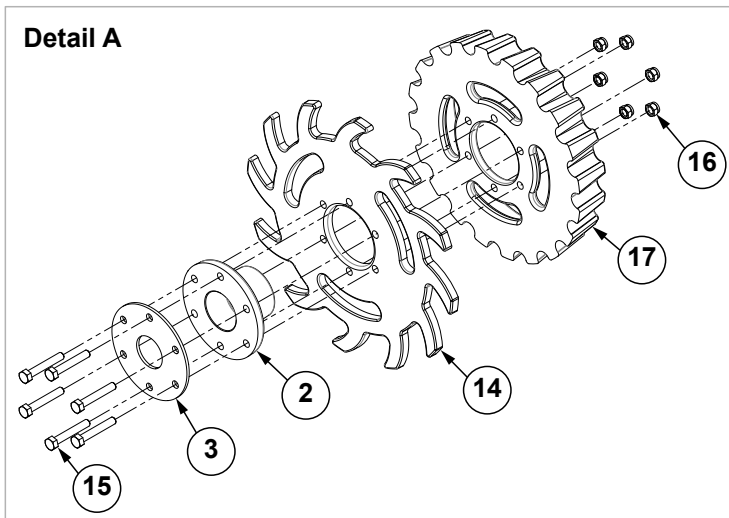
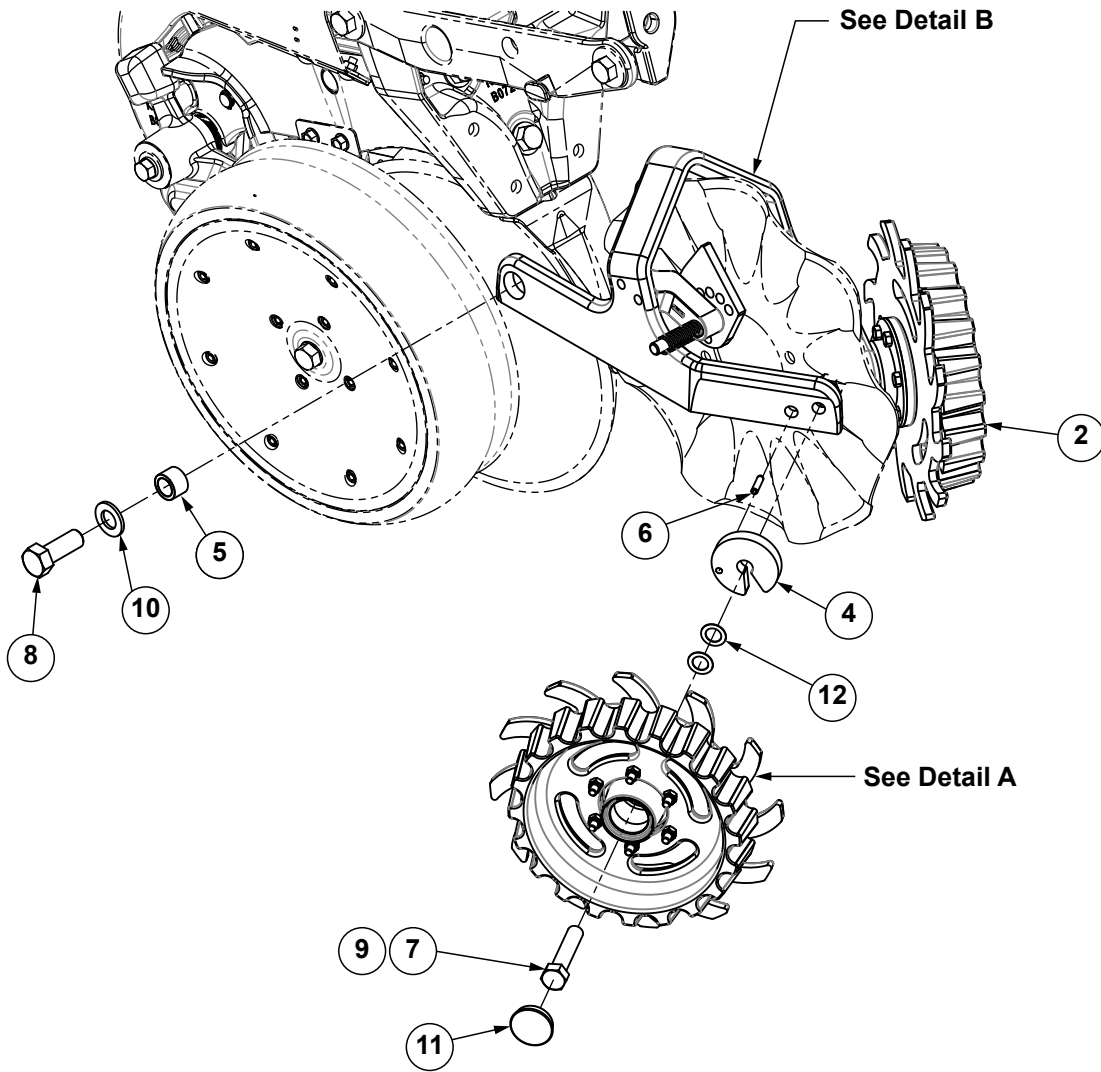
ITEM	PART NO.	QTY. (Per Row)	DESCRIPTION
1	GD36895	1	Spiked Closing Wheel
2	G10230	2	Lock Washer, 5/8"
3	G10107	2	Lock Nut, 5/8"-11
4	G11391	2	Flat Washer, 5/8" SAE
5	GD1109	2	Bushing, 4 1/4" I.D. x 7/8" O.D. x 1/4" Long
6	G10013	2	Hex Head Cap Screw, 5/8"-11 x 3 1/2"
7	GA6171	2	Bearing
8	G11862	1	Internal Retaining Ring
A	GA26958	-	Spiked Closing Wheel Complete W/Bearing (Items 2-6)

(A17818)



ITEM	PART NO.	QTY. (Per Row)	DESCRIPTION
1	G10039	4	Hex Head Cap Screw, 1/2"-13 x 1 3/4"
2	G10111	8	Lock Nut, 1/2"-13
3	GD25519	1	No-Till Coulters Arm
4	G10036	1	Hex Head Cap Screw, 5/8"-11 x 4"
5	G10107	1	Lock Nut, 5/8"-11
6	GA8641	1	Hub W/Bearing and Retaining Ring
	GA8603	1	Bearing, Double Row (Included W/GA8641)
	GD19292	1	Retaining Ring, 2 7/16" (Included W/GA8641)
7	G10636	4	Carriage Bolt, 1/2"-13 x 1 1/2"
8	GD7803	1	Disc Blade, Fluted, 1", 8 Flutes
	GD7804	-	Disc Blade, Bubbled, 1"
	GD9254	-	Disc Blade, Fluted, 3/4", 13 Flutes (Shown)
	G10901301	-	Disc Blade, Fluted, 5/16", 25 Wave
9	GD11677	2	Adapter

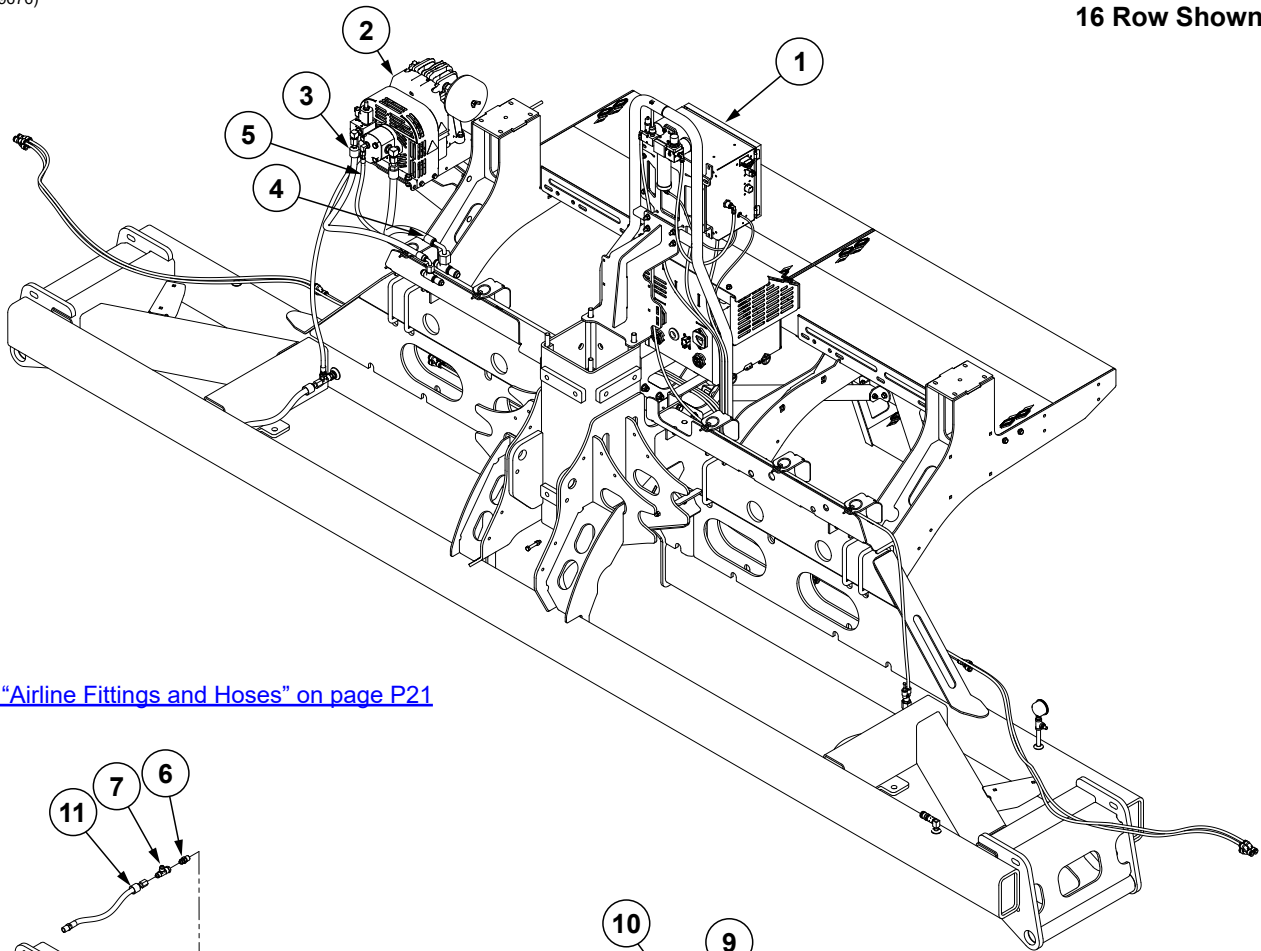
(106530)



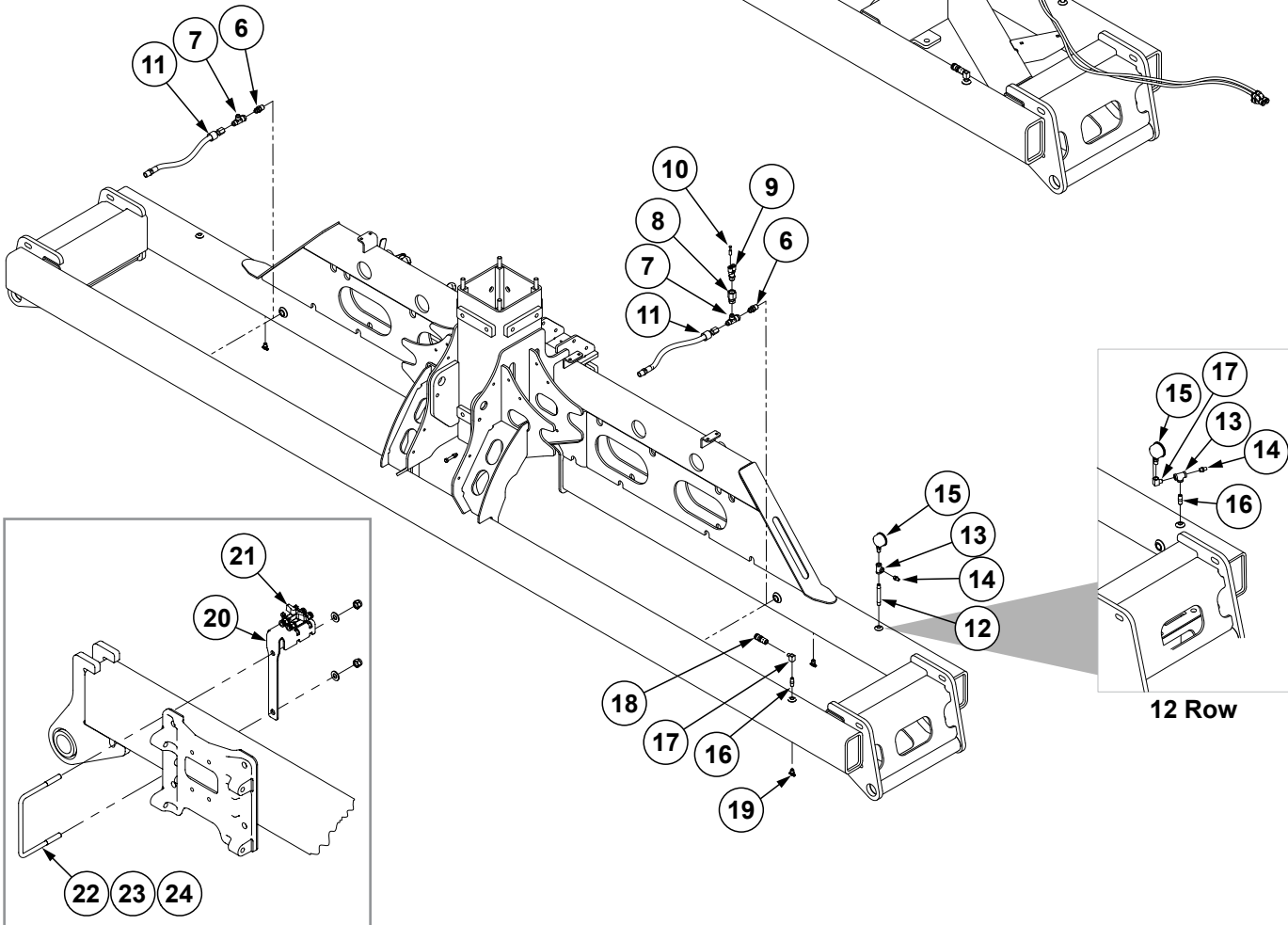
ITEM	PART NO.	QTY. (Per Row)	DESCRIPTION
1	GB0464	1	Residue Wheel Mount
2	GA5654	2	Hub W/Bearings
	GA2014	-	Bearing (Included W/GA5654)
3	GD9724	1	Backing Plate
4	GD11784	2	Weed Guard
5	GB0383	2	Bushing, 1 1/8" O.D. x 25/32" I.D. x 3/4" Long
6	G10765	2	Spring Pin, 1/4" x 1"
7	G10010	2	Hex Head Cap Screw, 5/8"-11 x 3"
8	G10026	2	Hex Head Cap Screw, 3/4"-10 x 2"
9	G10503	2	Hex Jam Nut, 5/8"-11, Grade 2
10	G11392	2	Flat Washer, 3/4" SAE
11	GD1132	2	Dust Cap
12	GD30725	4	Machine Bushing, 5/8" (.030" Thick)
13	---	---	---
14	GB0387	1	Wheel, 12 Tine, 3/8" x 12"
15	G10041	6	Hex Head Cap Screw, 5/16"-18 x 2"
16	G10109	6	Lock Nut, 5/16"-18, Grade 8
17	G10427101	1	Row Cleaner Floater
18	GD26973	1	Cam Locking Pin
19	GA27038	1	Cam
20	GD10519	1	Spring
21	G11389	1	Flat Washer, 1/2" Plated SAE
22	G10974	1	Lock Nut W/Nylon Insert, 1/2"-13
23	G10229	2	Lock Washer, 3/8"
24	G10004	2	Hex Head Cap Screw, 3/8"-16 x 1 1/4"
A	G10652801	1	L.H. Residue Wheel (Items 2-3 and 14-17)
B	G10652901	1	R.H. Residue Wheel (Items 2-3 and 14-17)

(109675\_109676)

16 Row Shown



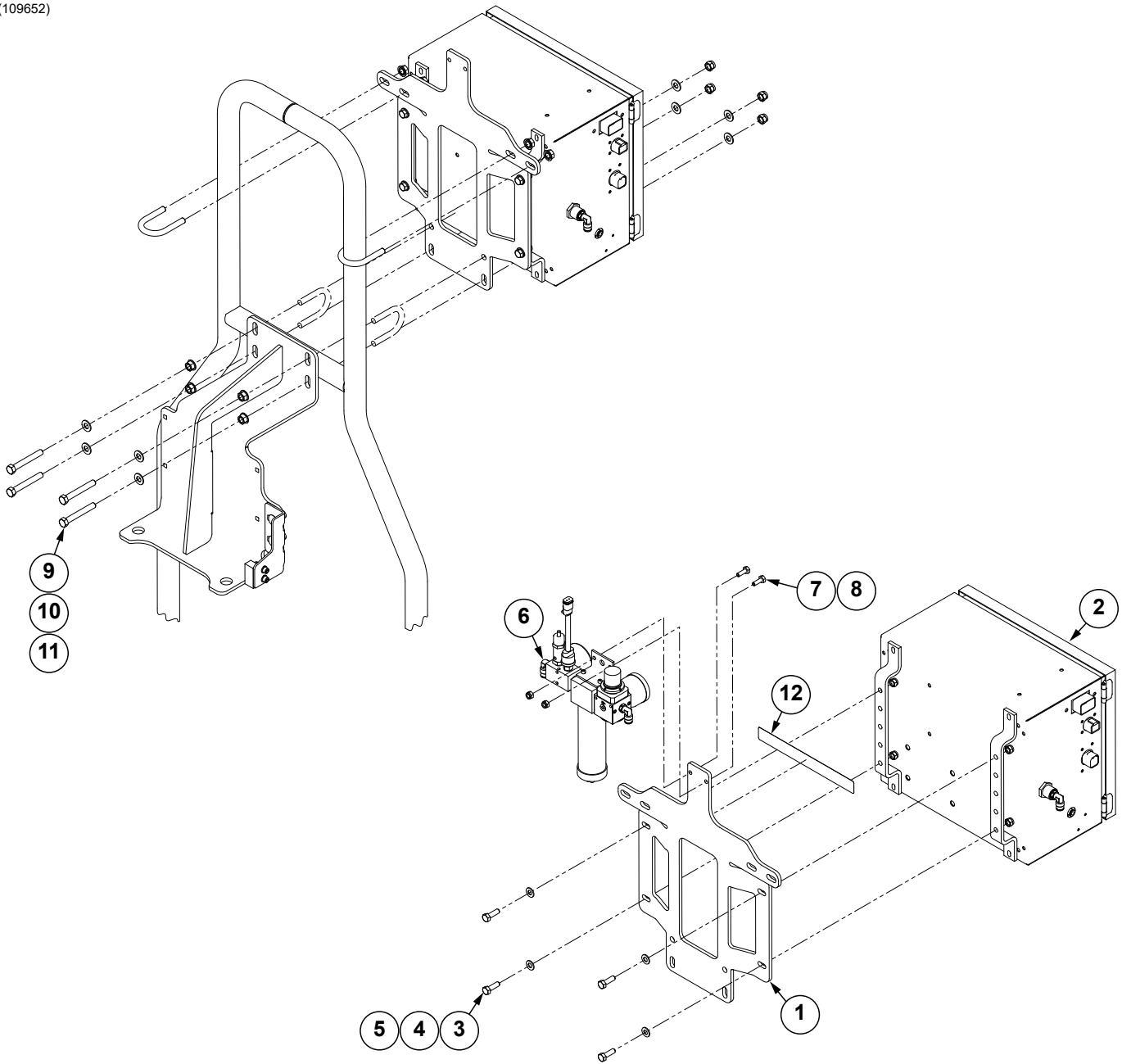
[See "Airline Fittings and Hoses" on page P21](#)



ITEM	PART NO.	QTY.	DESCRIPTION
1	---	1	<a href="#">See "Yetter Residue Controls Manager" on page P36</a>
2	---	-	<a href="#">See "Yetter Hydraulic Compressor and Mount, 16 Row" on page P45</a>
	---	-	<a href="#">See "Yetter Hydraulic Compressor and Mount, 12 Row" on page P44</a>
3	*A18685-42	1	Hose Assembly, 1/2" x 42" (08F - 10F90S)
4	*A21539-38	1	Hose Assembly, 5/8" x 38" (10F - 12F90S)
5	*A7685-65	1	Hose Assembly, 1/4" x 65" (04F - 06F90S)
6	G2404-08-08	2	Adapter, 3/4"-16 Male JIC To 1/2" NPT
7	G6602-08	2	Swivel Tee, 3/4"-16 JIC
8	G6506-08-08	1	Swivel Connector, 3/4"-16 x 1/2" FNPT
9	G10957201	1	Male Y Connector, 3/8" PI x 1/2" NPT
10	G10606301	1	Plug, 3/8" PTC
11	*A27208-18	2	Hose Assembly, 1/2" AR x 18" (08F - 1/2M NPTF)
12	G10957101	1	Nipple Pipe, 1/4" x 4" SS
13	GD19237	1	Tee, 1/4" NPT
14	GA13512	1	Valve Stem, 1/4" NPT
15	GA21405	1	Pressure Gauge
16	GD19238	1	Nipple, 1/4" NPT
17	G11626	1	90° Elbow, 1/4" NPT Brass
18	G10957001	1	Quick Disconnect Hose Socket
19	GD19173	3	Brass Drain Cock
20	G10965301	3	Ball Valve Bracket
21	G10578401	6	Ball Valve, 1/4" NPT (F) W/Adapters 3/8" PTC
22	GD11132	3	U-Bolt, 4" x 7" x 1/2"-13
23	G11389	-	Flat Washer, 1/2" Plated SAE
24	G10111	-	Lock Nut, 1/2"-13

**\*Hydraulic hose is not stocked by Kinze Repair Parts.**

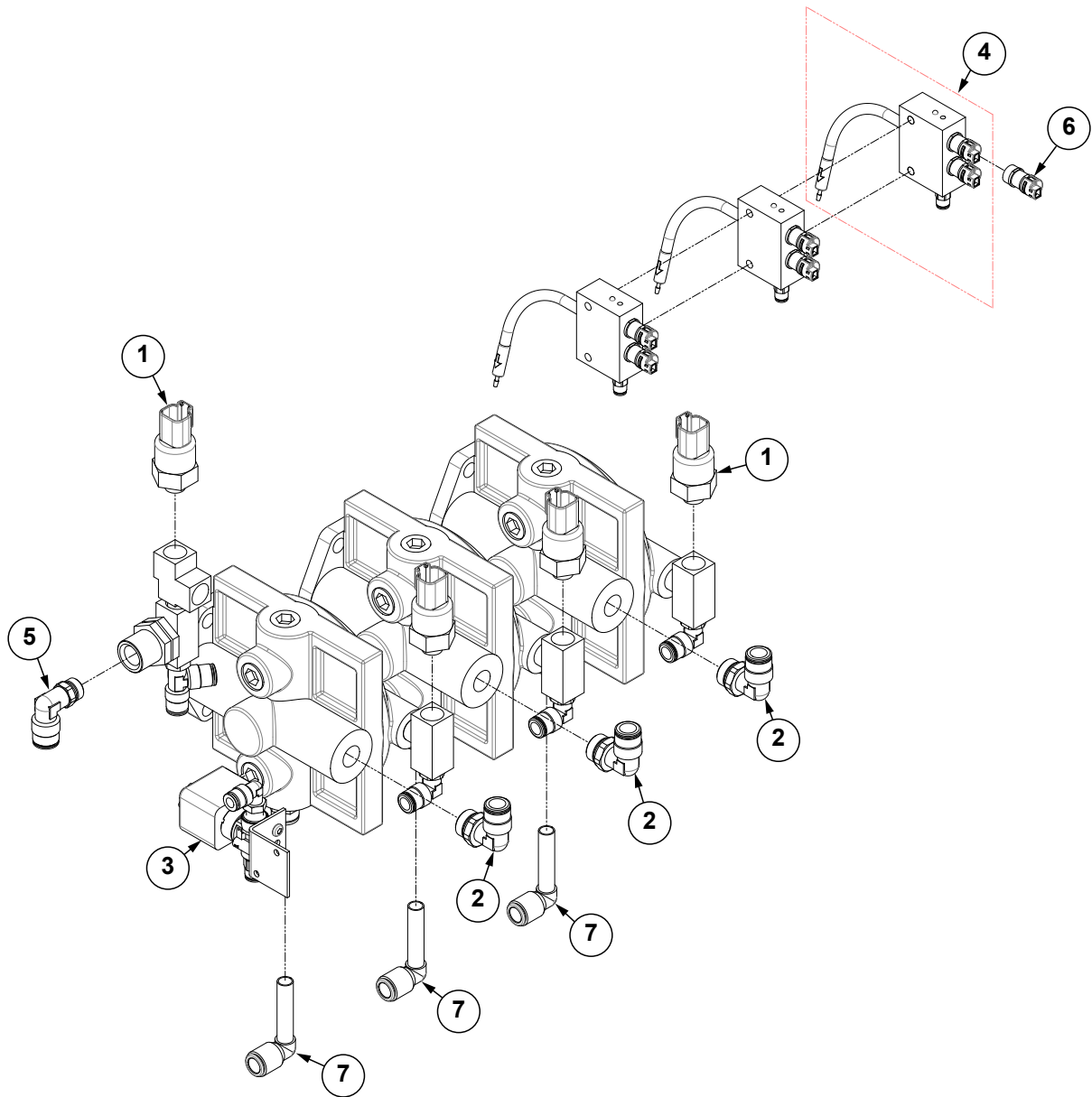
(109652)



ITEM	PART NO.	QTY.	DESCRIPTION
1	G10965101	1	Controls Mount
2	---	1	<a href="#">See "Residue Manager Controls Box Assembly" on page P37</a>
3	G10019	4	Hex Head Cap Screw, 5/16"-18 x 1"
4	G11386	4	Flat Washer, 5/16" SAE
5	G10109	4	Lock Nut, 5/16"-18
6	---	1	<a href="#">See "Water Separator Controls Assembly" on page P38</a>
7	G10023	2	Hex Head Cap Screw, 1/4"-20 x 3/4"
8	G10110	2	Lock Nut, 1/4"-20, Grade B
9	G10325	4	Hex Head Cap Screw, 3/8"-16 x 2 3/4"
10	G11387	8	Flat Washer, 3/8" SAE
11	G10108	4	Lock Nut, 3/8"-16
12	G10972901	1	<a href="#">See "Decals, Paint, and Miscellaneous" on page P277</a>

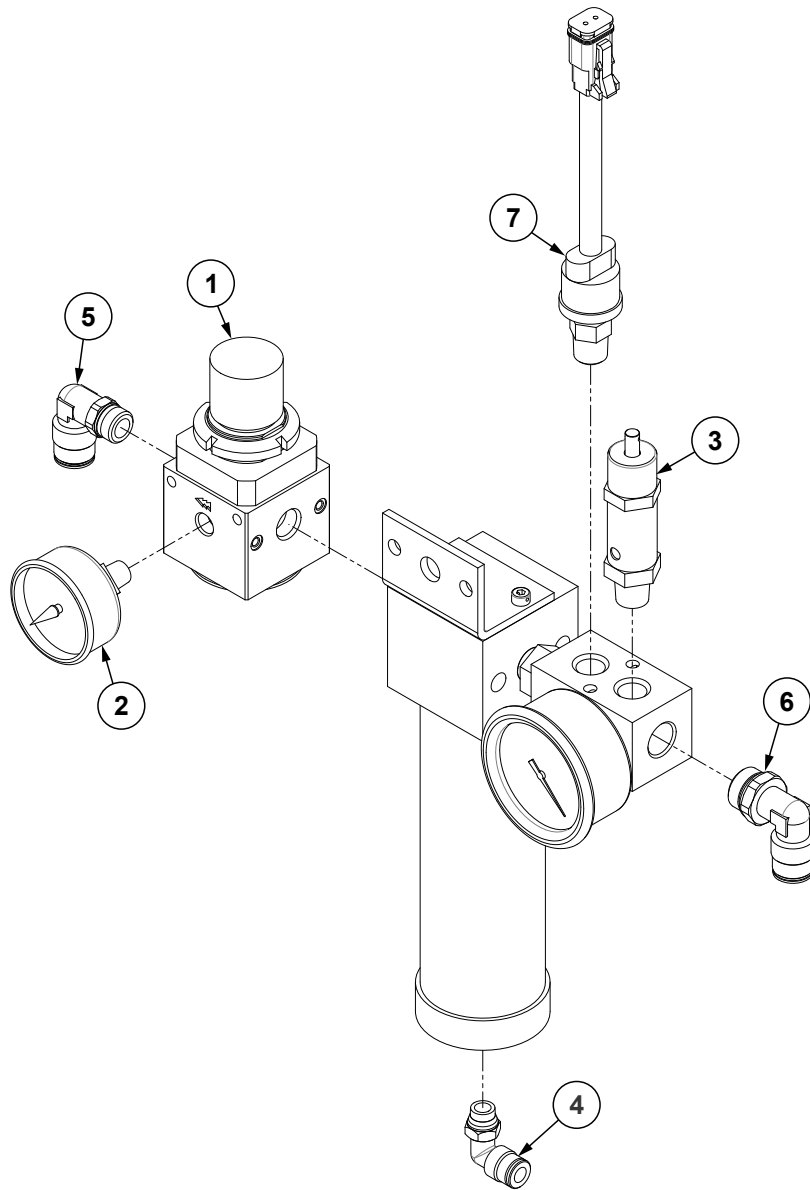


(105793)



ITEM	PART NO.	QTY.	DESCRIPTION
1	G10792801	4	Pressure Transducer, 0-200 PSI
2	G10792201	3	Adapter, 90°
3	G10792401	1	Water Separator Drain Valve
4	G10792501	3	Valve Block Assembly
5	G10792301	1	3/8" PTC x 1/4" NPT Elbow Air Fitting
6	G10792601	6	2-Way Valve
7	G10649301	3	Adapter, 90°

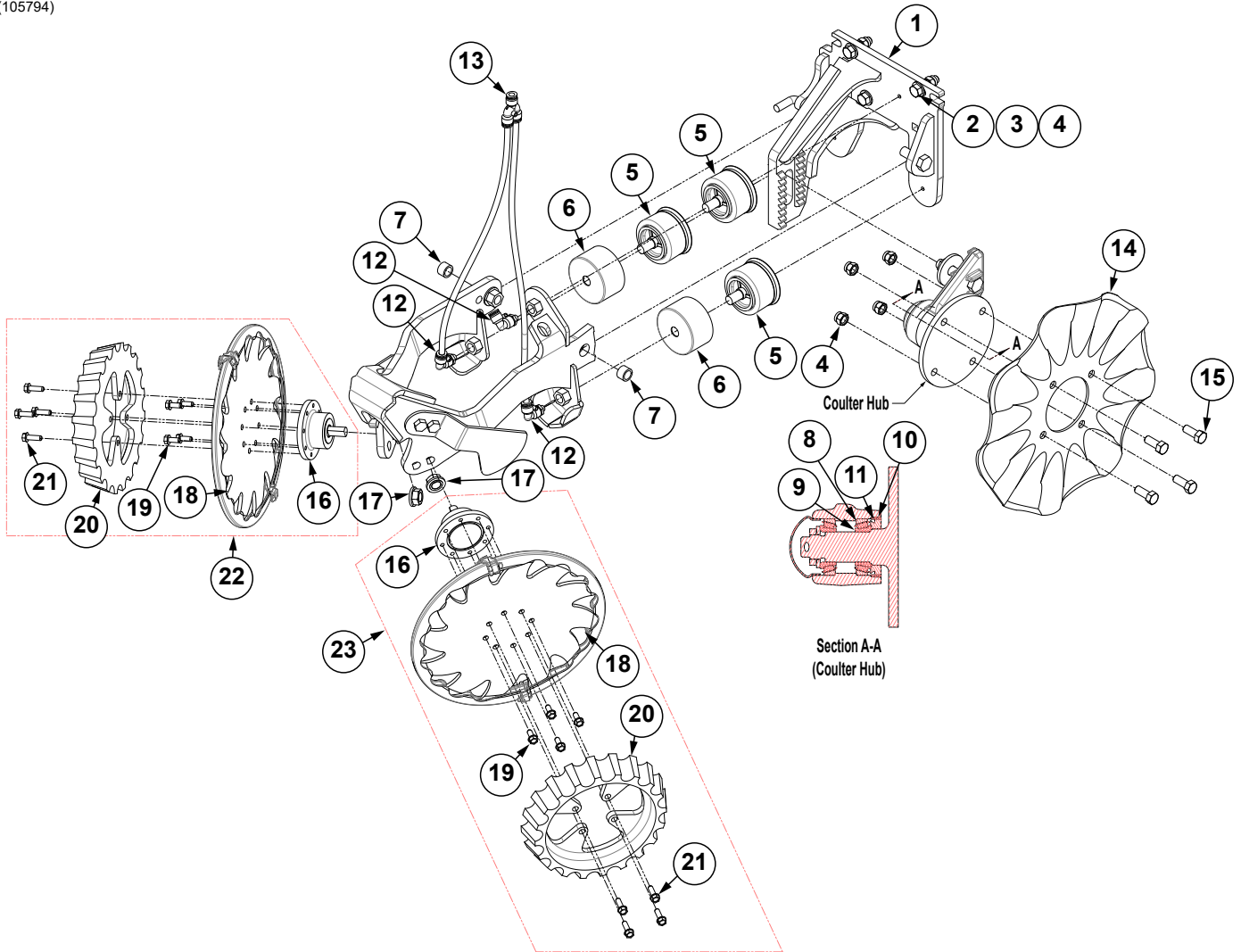
(105792)



ITEM	PART NO.	QTY.	DESCRIPTION
1	G10792901	1	Pressure Regulator
2	G10776801	1	Air Pressure Gauge, 0-160 PSI
3	G10792701	1	Pressure Relief Valve, 175 PSI
4	GD19080	1	Elbow, 1/4" x 1/8" NPT Swivel
5	G10792301	1	3/8" PTC x 1/4" NPT Elbow Air Fitting
6	G10792201	1	Adapter, 90°
7	G10605901	1	Air Compressor Pressure Switch

**This page left blank intentionally.**

(105794)



## Yetter Residue Row Cleaner, No Till

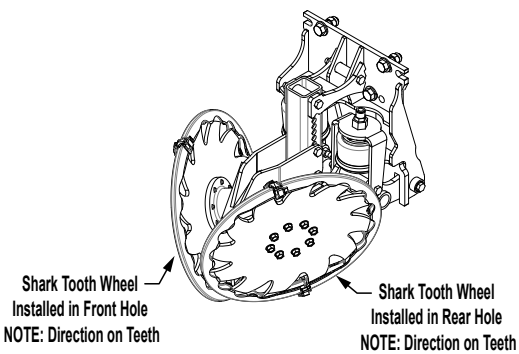
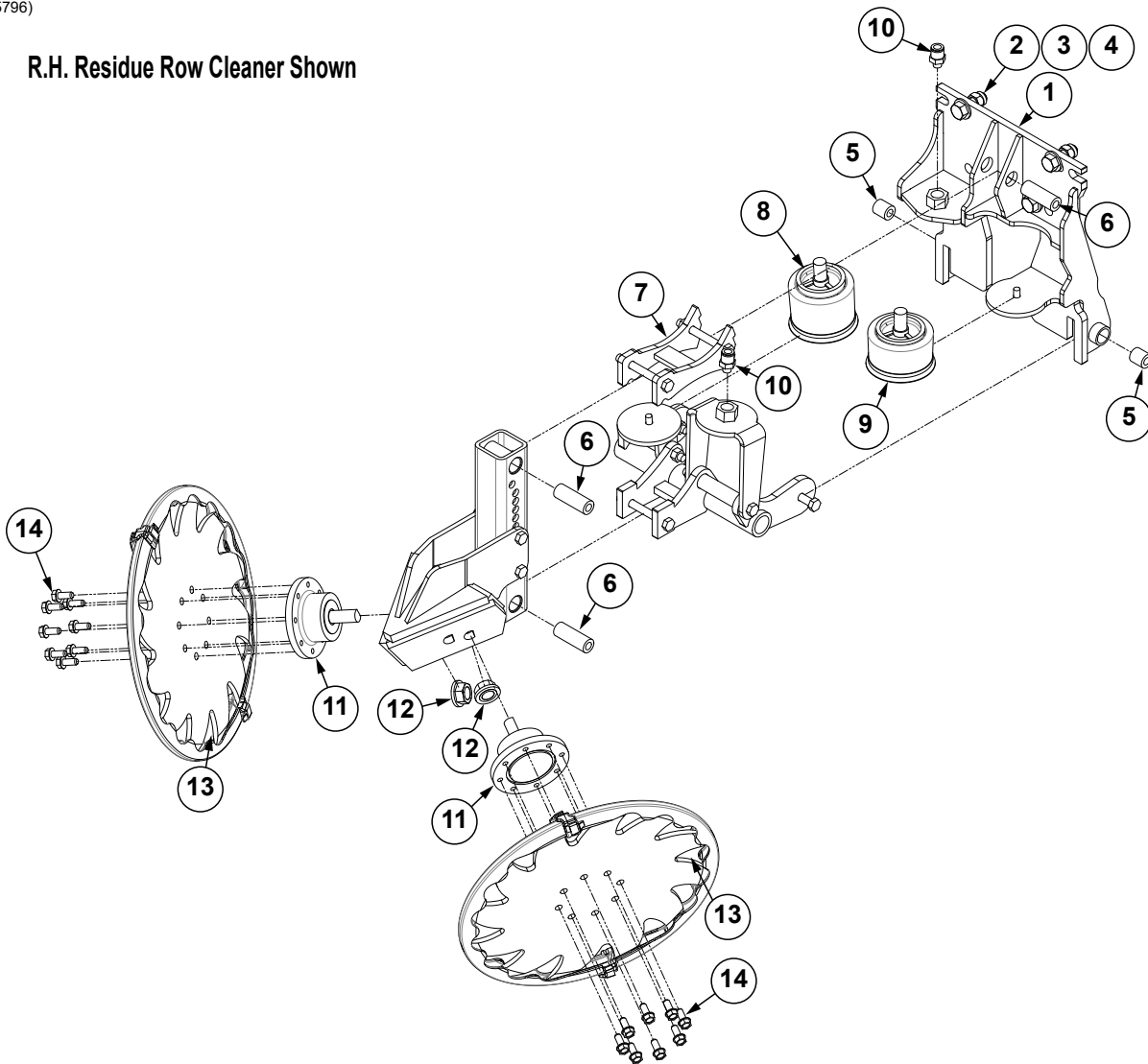
M0322-02

5670

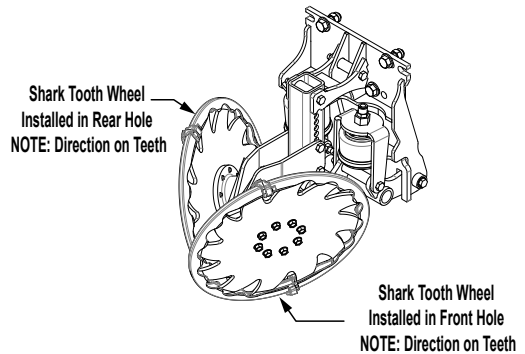
ITEM	PART NO.	QTY.	DESCRIPTION
1	G10606401	1	Pneumatic Residue Cleaner Combo Sub-Assembly
2	G10039	3	Hex Head Cap Screw, 1/2"-13 x 1 1/4"
3	G11389	3	Flat Washer, 1/2" Plated SAE
4	G10111	7	Lock Nut, 1/2"-13
5	G10793201	3	Short Air Bag
6	G10793001	2	Air Bag Shield
7	G10778401	2	Bushing
8	G10791801	2	Bearing Cup
9	G10791901	2	Coulter Bearing
10	G10792001	1	Wheel Bearing Cup Seal
11	G10792101	1	Coulter Seal
12	G10579101	3	Adapter, 90°
13	G10579001	1	Adapter
14	GD9254	1	Disc Blade, Fluted, 3/4", 13 Flutes
15	G10037	4	Hex Head Cap Screw, 1/2"-13 X 1 1/4"
16	G10578601	2	8-Bolt Hub w/Spindle
17	G11415	2	Serrated Flange Nut, 5/8"-11
18	G10578801	2	Sharktooth Wheel
19	G11539	8	Hex Socket Flange Cap Screw, 5/16"-18 x 3/4"
20	G10578501	2	Floater Wheel
21	G11480	8	Hex Socket Flange Cap Screw, 5/16"-18 x 1"
22	G10606501	1	R.H. Residue Wheel Hub/Sharktooth Floater
23	G10606502	1	L.H. Residue Wheel Hub/Sharktooth Floater
A	G10609201	-	Row Cleaner Floater Kit, Includes: (1) Floater Wheel and (4) Hex Socket Flange Cap Screws <b>(NOTE: Order 2 kits per row)</b>

(105796)

R.H. Residue Row Cleaner Shown



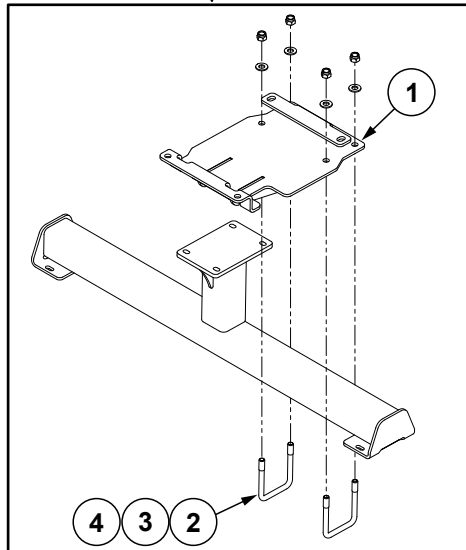
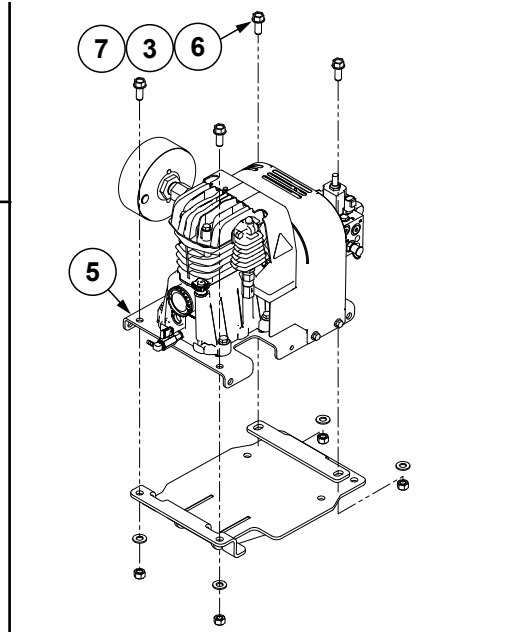
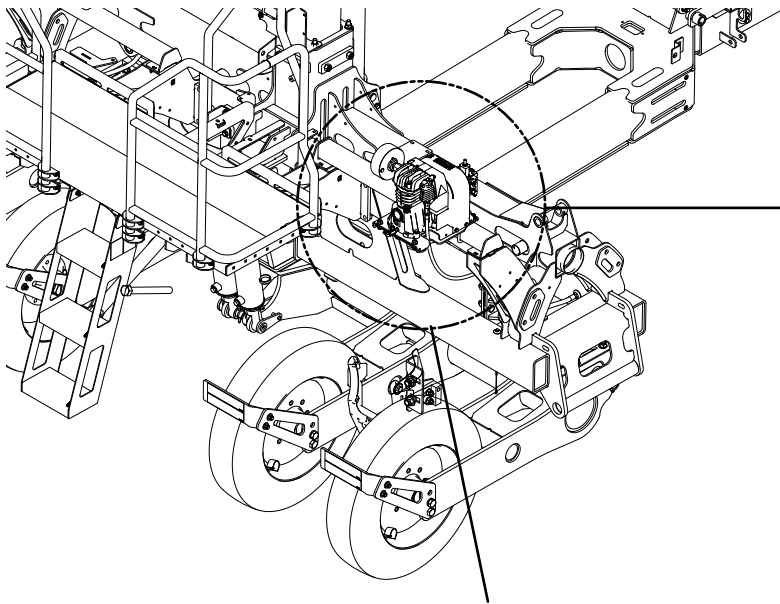
R.H. Residue Row Cleaner



L.H. Residue Row Cleaner

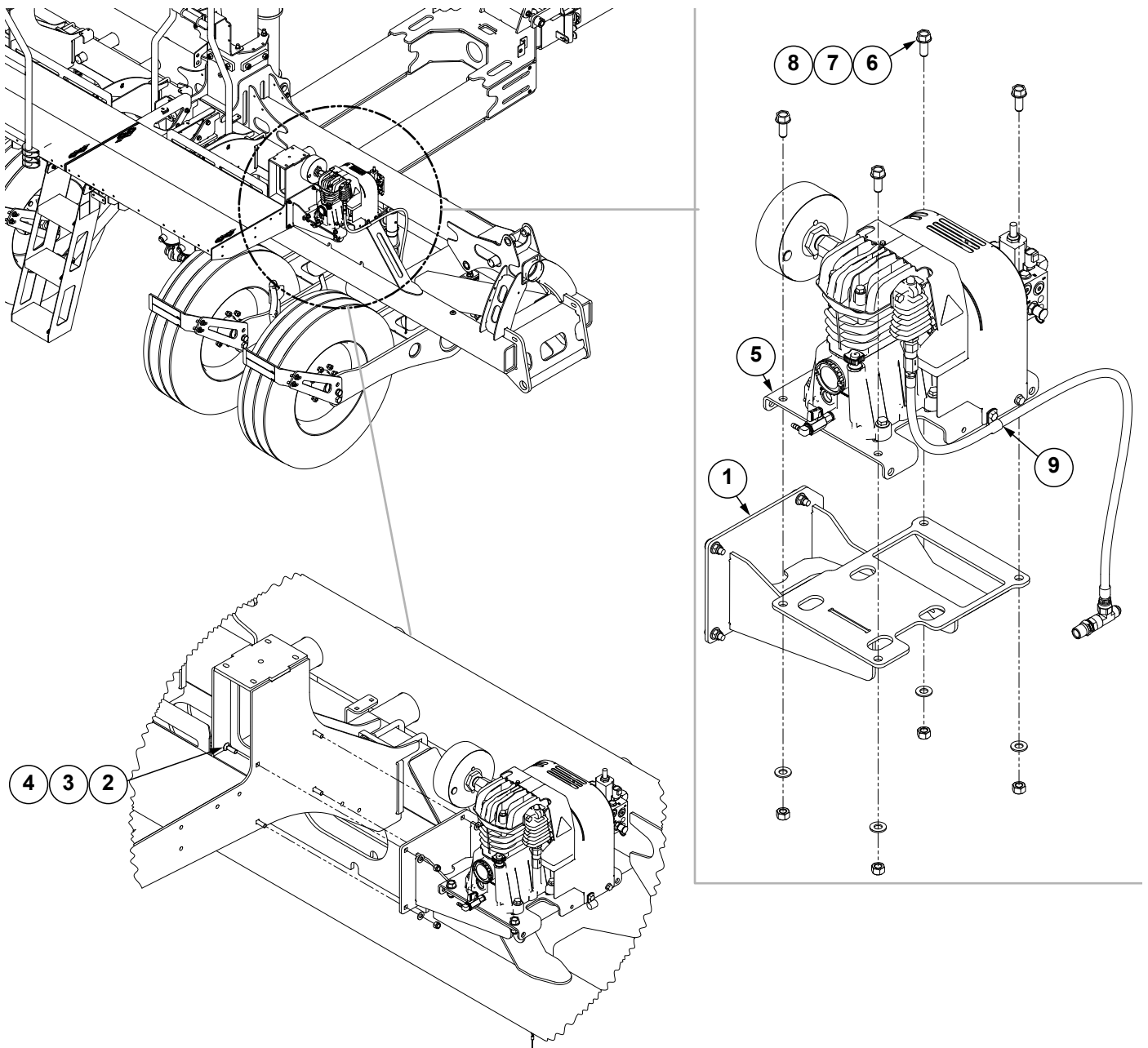
---

ITEM	PART NO.	QTY.	DESCRIPTION
1	G10793401	1	Residue Manager Mount Plate
2	G10017	3	Hex Head Cap Screw, 1/2"-13 x 1 1/2"
3	G11389	3	Flat Washer, 1/2" Plated SAE
4	G10111	3	Lock Nut, 1/2"-13
5	G10778201	2	Bushing
6	G10778301	3	Bushing
7	G10793301	1	Upper Link
8	G10793101	1	Large Air Bag
9	G10793201	1	Short Air Bag
10	G10578901	2	Adapter
11	G10578701	2	8-Bolt Hub w/Spindle
12	G11415	2	Serrated Flange Nut, 5/8"-11
13	G10578801	2	Sharktooth Wheel
14	G11539	16	Hex Socket Flange Cap Screw, 5/16"-18 x 3/4"



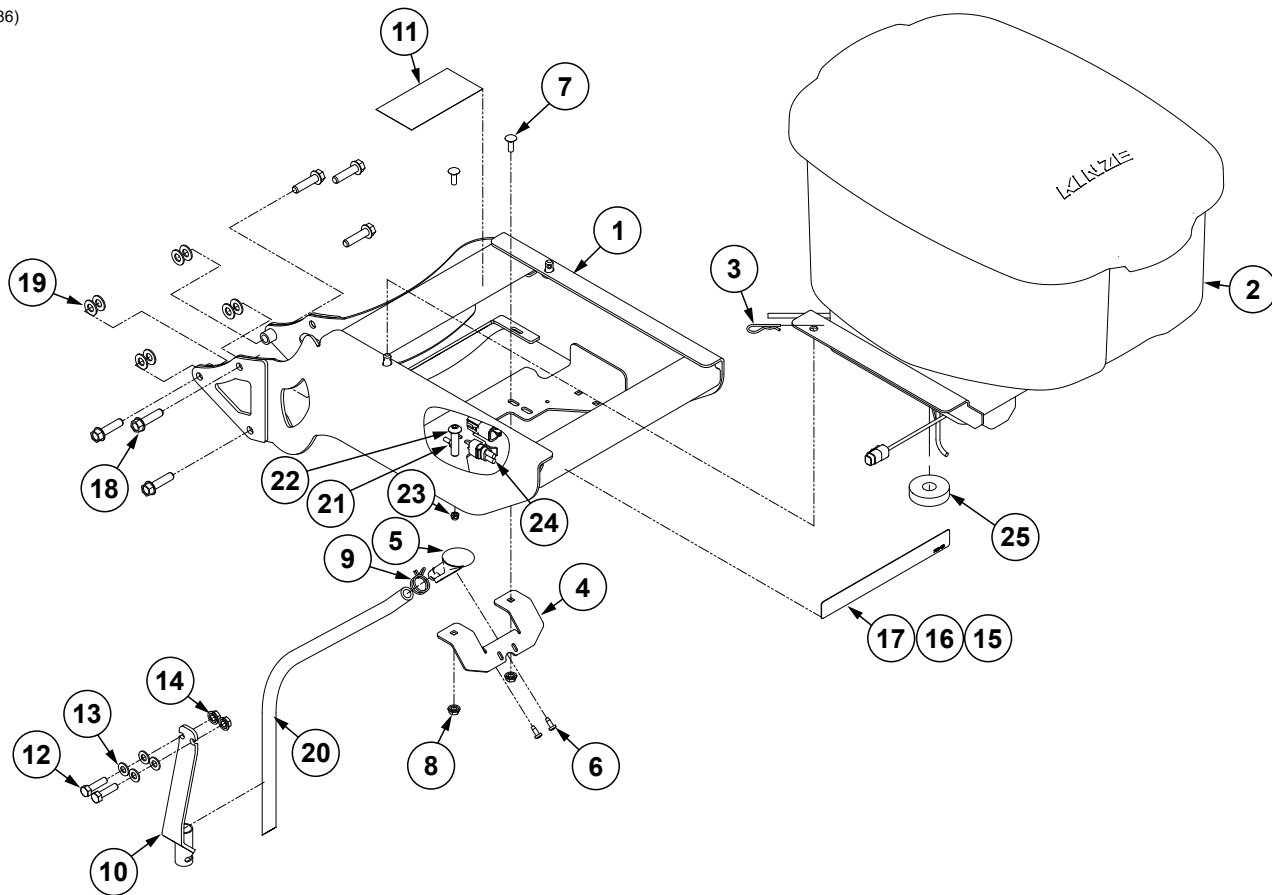
ITEM	PART NO.	QTY.	DESCRIPTION
1	G10964901	1	Hydraulic Air Compressor Mount
2	GD4743	2	U-Bolt, 3" x 3" x 1/2"-13
3	G11389	8	Flat Washer, 1/2" Plated SAE
4	G10111	4	Lock Nut, 1/2"-13
5	G10606001	1	Hydraulic Air Compressor
6	G11271	4	Hex Socket Flange Cap Screw, 1/2"-13 x 1 1/4"
7	G10102	4	Hex Nut, 1/2"-13





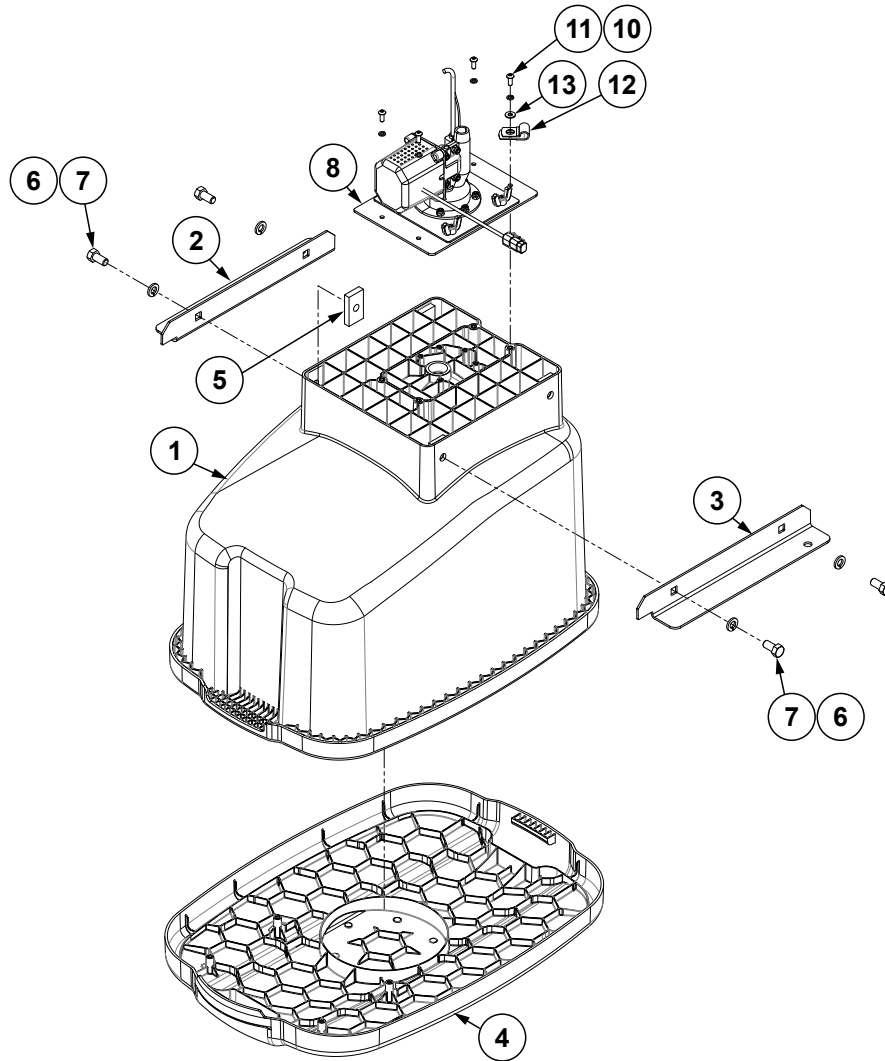
ITEM	PART NO.	QTY.	DESCRIPTION
1	G10964301	1	Hydraulic Air Compressor Mount
2	G10599	4	Carriage Bolt, 3/8"-16 x 1 1/4"
3	G11387	4	Flat Washer, 3/8" SAE
4	G10108	4	Lock Nut, 3/8"-16
5	G10606001	1	Hydraulic Air Compressor
6	G11271	4	Hex Socket Flange Cap Screw, 1/2"-13 x 1 1/4"
7	G11389	4	Flat Washer, 1/2" Plated SAE
8	G10102	4	Hex Nut, 1/2"-13
9	GD36393	1	Insulated Clamp, 1/2"

(107186)



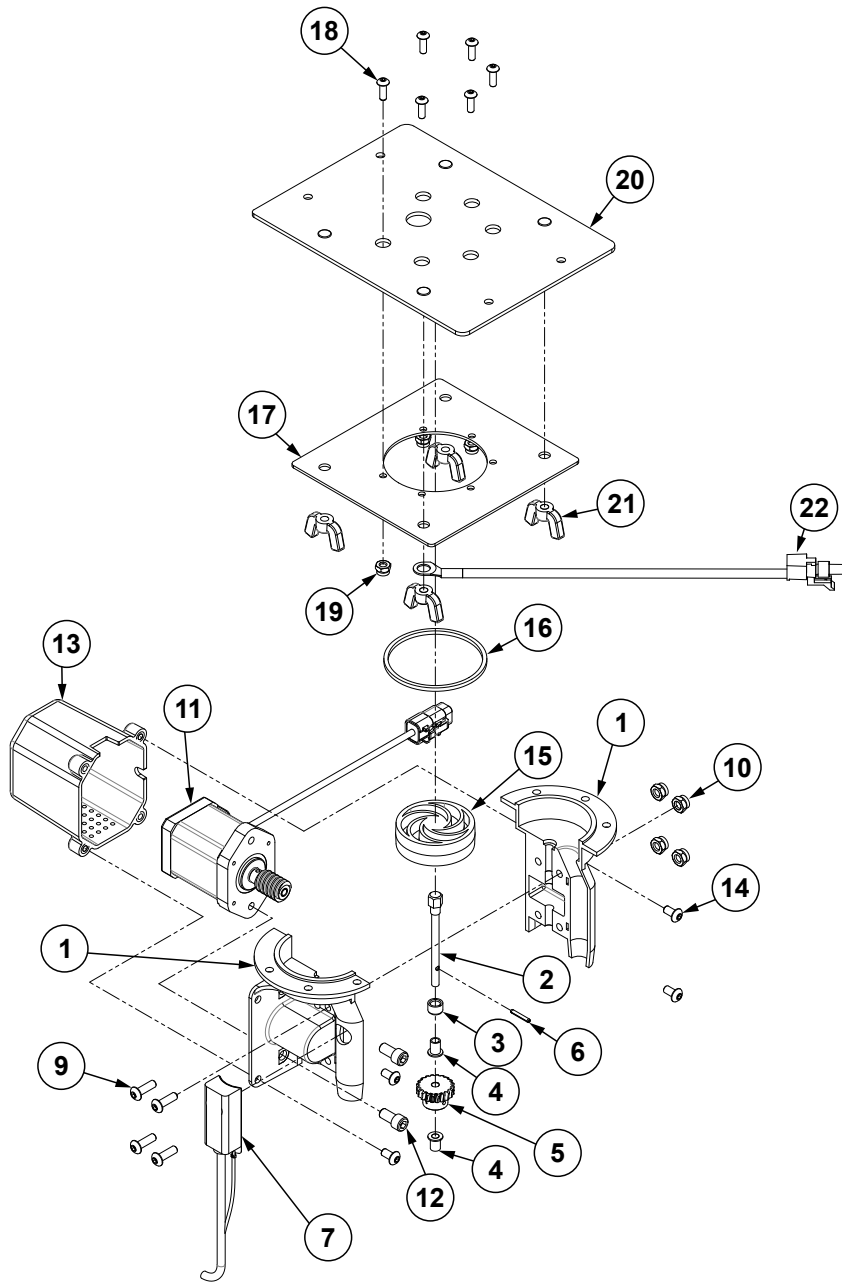
ITEM	PART NO.	QTY.	DESCRIPTION
1	G10979601	1	Granular Chemical Hopper Mount
2	---	1	<a href="#">See "Granular Chemical Hopper" on page P47</a>
3	G10670	2	Hair Pin Clip, No. 3
4	GD26803	1	Bracket
5	GD29493	1	Funnel
6	G10966	2	Phillips Head Self-Tapping Screw, No. 10 x 1/2"
7	G10310	2	Carriage Bolt, 1/4"-20 x 3/4", Grade 2
8	G10621	2	Serrated Flange Nut, 1/4"-20
9	G11209	1	Wire Hose Clamp, 3/4"
10	G10802601	1	In-Furrow Bracket
11	G7100-381	---	<a href="#">See "Decals, Paint, and Miscellaneous" on page P277</a>
12	G10171	2	Hex Head Cap Screw, 5/16"-18 x 1 1/4"
13	G11386	4	Flat Washer, 5/16" SAE
14	G10620	2	Serrated Flange Nut, 5/16"-18
15	---	---	<a href="#">See "Decals, Paint, and Miscellaneous" on page P277</a>
16	---	---	<a href="#">See "Decals, Paint, and Miscellaneous" on page P277</a>
17	---	---	<a href="#">See "Decals, Paint, and Miscellaneous" on page P277</a>
18	G11408	6	Hex Serrated Flange Cap Screw, 3/8"-16 x 1 1/2"
19	G11387	8	Flat Washer, 3/8" SAE
20	GD2947	1	Hose, 7/16" x 28"
21	G10213501	1	True Speed ESD Ground Strap Harness
22	GR1292	1	Hex Socket Button Head Cap Screw, No. 8-32 x 1/2"
23	G11202	1	Lock Nut W/Nylon Insert, No. 8-32, Stainless Steel
24	GA22522	1	Insecticide Harness
25	G10979901	1	Foam Plug

(108019)



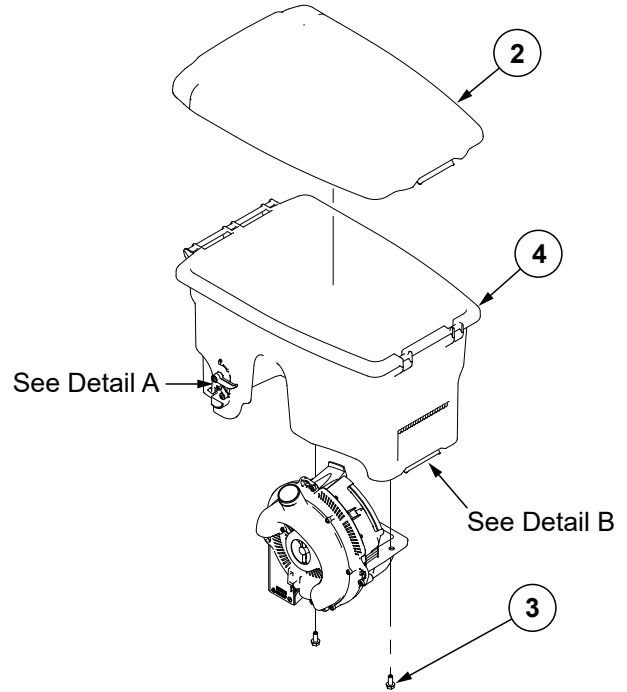
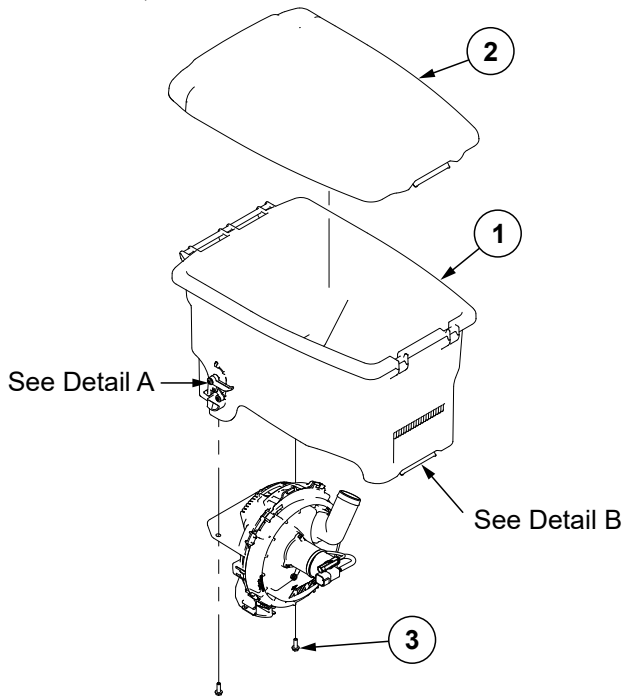
ITEM	PART NO.	QTY.	DESCRIPTION
1	GA17775	1	Chemical Hopper
2	GD23802	1	R.H. Hopper Support
3	GD23803	1	L.H. Hopper Support
4	GA17454	1	Hopper Lid
5	GD11424	4	Block
6	G10229	4	Lock Washer, 3/8"
7	G10002	4	Hex Head Cap Screw, 3/8"-16 x 3/4"
8	---	1	<a href="#">See "Granular Chemical Meter Assembly" on page P48</a>
9	---	---	---
10	G10257	4	Lock Washer, No. 10
11	G11281	4	Hex Button Head Cap Screw, 10-24 x 1/2"
12	GD6291	1	Insulated Clamp, 3/8"
13	G10243	1	Washer, No. 10 SAE

(108018)

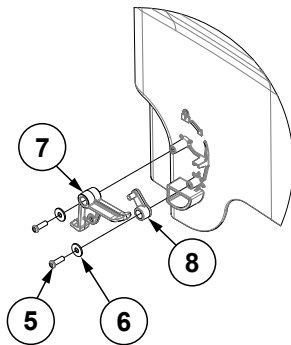


ITEM	PART NO.	QTY.	DESCRIPTION
1	GD22693	1	L.H. Insecticide Housing
	GD22694	-	R.H. Insecticide Housing
2	GD29491	1	Drive Shaft
3	GD22695	1	Bearing Sleeve, 3/8" O.D. x 1/4" I.D. x 1/4"
4	GD22696	2	Flange Bearing, 1/4" O.D. x 3/16" I.D. x 3/8"
5	GD29492	1	Gear
6	G11687	1	Spring Slot Pin
7	GA24364	1	Flow Sensor
8	---	---	---
9	G11447	4	Hex Button Head Cap Screw, #10-24 x 5/8"
10	G11445	4	Hex Locknut, #10-24
11	GA15473	1	Step Motor, 3.5 AMP
12	G10260	2	Hex Socket Head Cap Screw, 1/4"-20 x 1/2"
13	GB0577	1	Motor Cover
14	G10261	4	Hex Button Head Cap Screw, #10-32 x 3/8"
15	GB0579	1	Insecticide Impeller
16	GD28515	1	O-Ring
17	GD27021	1	Submount Plate
18	GR1292	6	Hex Socket Button Head Cap Screw, No. 8-32 x 1/2"
19	G11202	6	Lock Nut W/Nylon Insert, No. 8-32, Stainless Steel
20	GA18814	1	Insecticide Mount
21	G10531	4	Wing Nut W/Nylon Insert, 1/4"-20
22	G10213602	1	True Speed ESD Ground Strap Harness

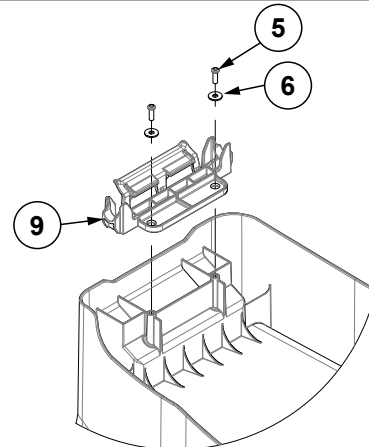
(108927/108928/108929)



Detail A

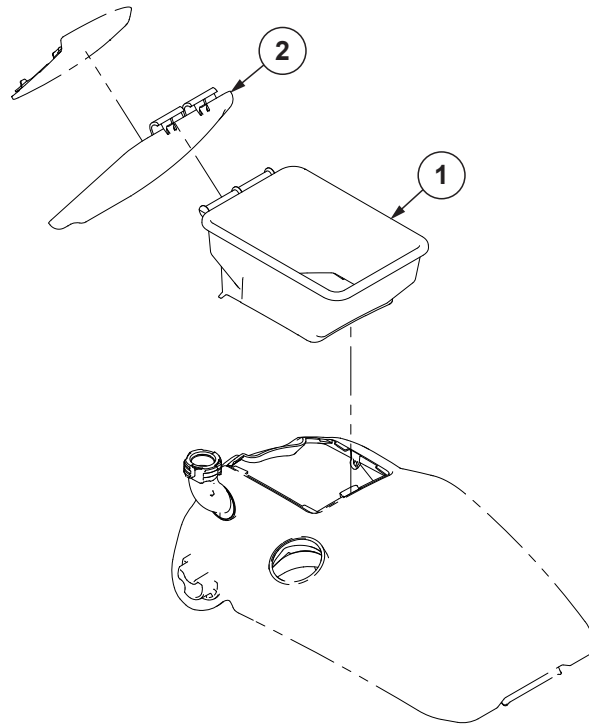


Detail B



ITEM	PART NO.	QTY.	DESCRIPTION
1	G10893101	1	True Speed Hopper, 0.8 Bu
	G10893901	-	Threaded Insert, 1/4"-20
2	G10893501	1	Hopper Lid Assembly
	GB0760	-	Lid Hook (Included W/G10893501)
	G11063101	-	Hopper Latch, Black (Included W/G10893501)
3	G10988	2	Hex Non-Serrated Flange Cap Screw, 1/4"-20 x 3/4"
4	G10893201	1	True Rate Hopper, 0.9 Bu
	GD12561	-	Threaded Insert, 5/16"-18
5	G10701401	6	Torx Pan Head Tapping Screw, 8-18 x 1/2"
6	G11961	6	Flat Washer, No. 8
7	G10893701	2	Hopper Lever, Red
8	G10893801	2	Hopper Lower Link, Red
9	G11063102	1	Hopper Latch, Red

(109218)

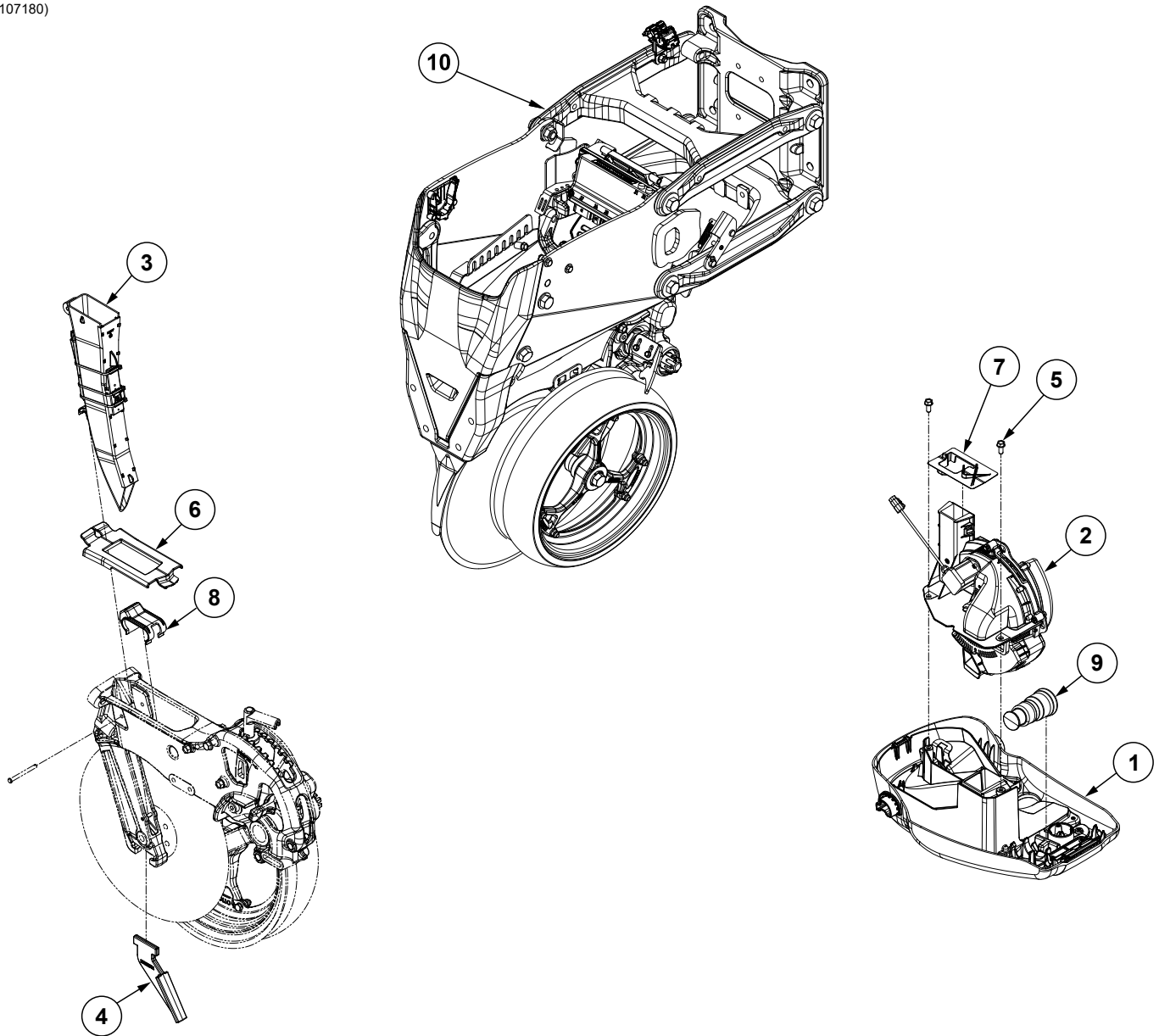


ITEM	PART NO.	QTY.	DESCRIPTION
1	G10921601	1	Hopper Extension
2	G10921701	1	Hopper Extension Lid

**This page left blank intentionally.**

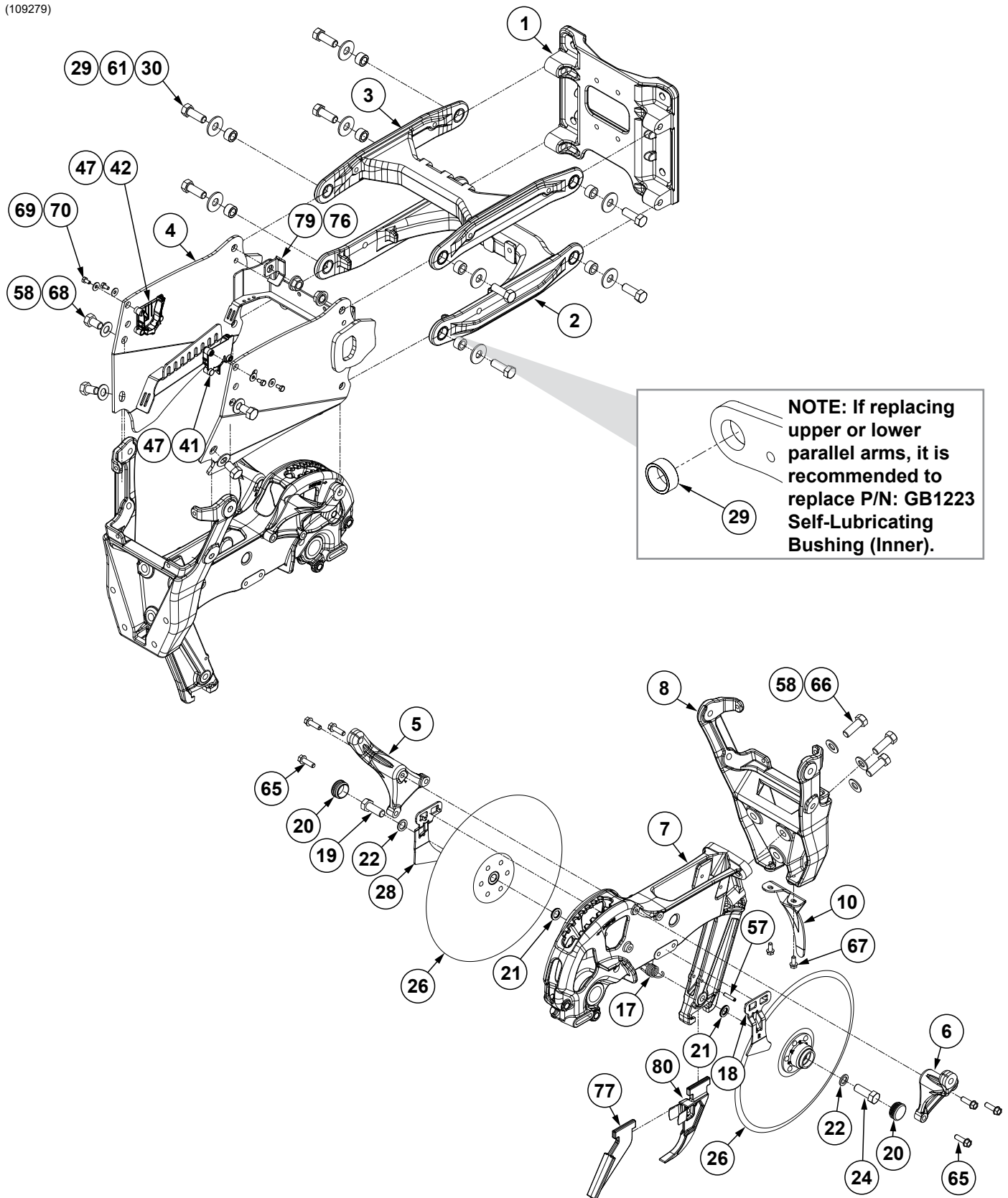


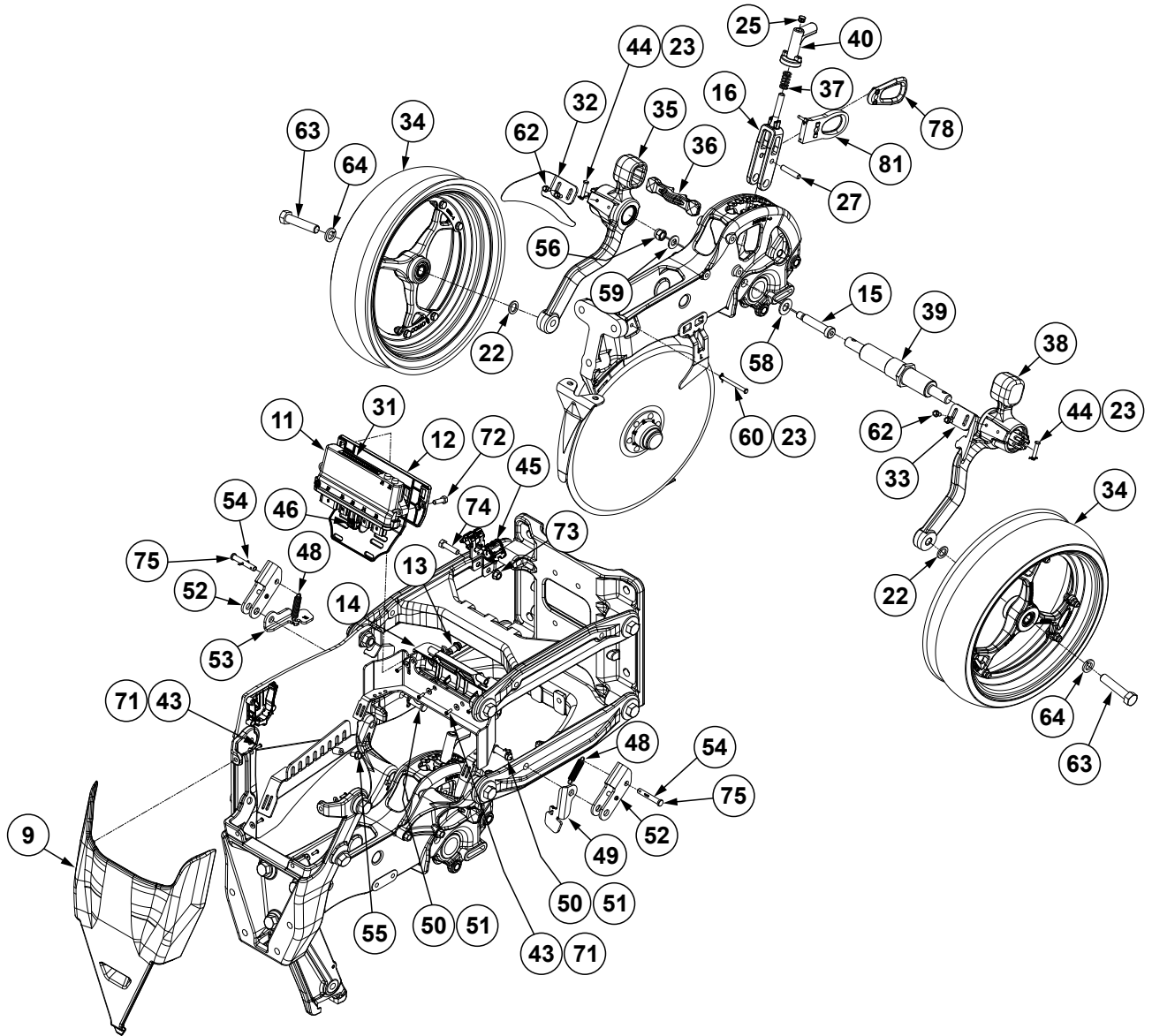
(107180)



ITEM	PART NO.	QTY. (Per Row)	DESCRIPTION
1	---	1	<a href="#">See "True Rate Hopper Assembly" on page P8</a>
2	---	1	<a href="#">See "True Rate Seed Meter" on page P10</a>
3	GA26539 GA20901	1	Seed Tube Assembly Seed Tube, No Sensor (Included W/GA26539)
4	G10035901	1	Scraper, Standard
5	G10720201	2	Hex Non-Serrated Flange Tapping Screw, 5/16"-14 x 3/4"
6	G10952501	1	Shank Seed Tube Debris Cover
7	G10710601	1	True Rate Meter Debris Cover
8	G10963201	1	Seed Tube Guide
9	G10646601	1	Vacuum Hose Plug
10	---	---	<a href="#">See "Base Push Row Unit Assembly" on page P54</a>
A	700-01426		True Rate Base Row Unit, Includes Items 1-10

(109279)





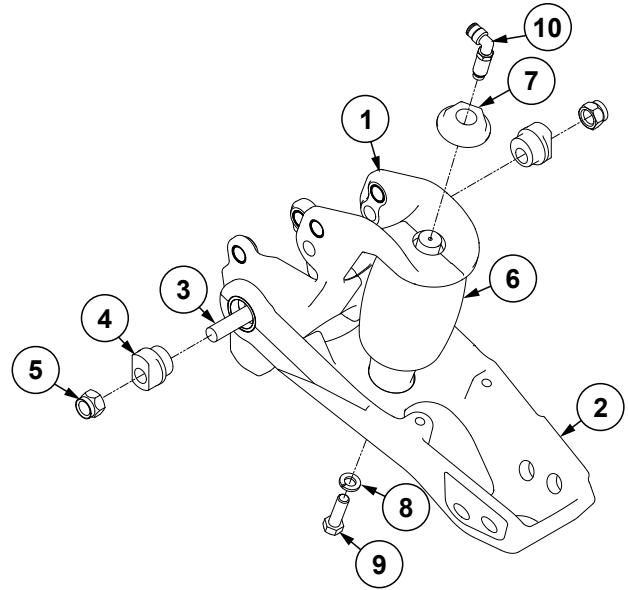
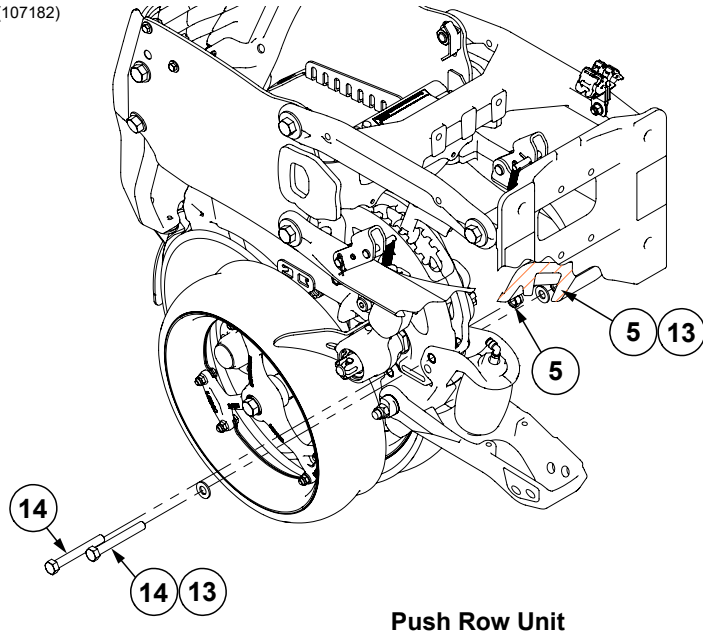
(Continued on following pages.)

ITEM	PART NO.	QTY.	DESCRIPTION
1	G10348801	1	Push Unit Support
2	G10703801 GB1224	1	Lower Parallel Arm Assembly, Push Row Unit Bushing (Included W/G10703801)
3	G10703701 GB1224	1	Upper Parallel Arm Assembly, Push Row Unit Bushing (Included W/G10703801)
4	G10643901	1	Push Unit Hopper Support
5	G10392101	1	L.H. Hopper Mount, Push Unit
6	G10392301	1	R.H. Hopper Mount, Push Unit
7	G10703901 G10635001	1	Shank Bushing, .625" O.D. x .515" I.D. x .438" (Included W/G10703901)
8	G10631001	1	Shank Yoke
9	G10930801	1	Front Panel, Push Unit
10	GD28390	1	Shield
11	GA25949	1	IPN Module Assembly
12	G10780801	1	IPN Mount
13	GA15485	1	Button
14	G10931101	1	Hopper Base Adapter
15	G10603601	1	Hex Socket Head Shoulder Screw, 5/8" x 2 1/2"
16	G10335501	1	Depth Adjustment Lever
17	G10646501	1	Outer Disc Scraper Spring
18	G10646401	1	R.H. Outer Scraper
19	G10915101	1	Hex Head Cap Screw, 5/8"-11 x 1 3/4", Grade 8 (L.H. Threads)
20	G10090401	2	Plastic Ribbed Hub Cap
21	GD30725	8	Bushing
22	G10397801	4	Special Machine Bushing, 5/8" x 1" O.D.
23	G10847001	3	Locking Cotter Pin, 7/8" x 1/4"
24	G10915001	1	Hex Head Cap Screw, 5/8"-11 x 1 3/4", Grade 8
25	GD3612	1	Cap Plug
26	G10018801 GA26920 GD11306 GD36860 GD36990	2 1 1 1 6	Disc and Bearing Assembly Bearing (Included W/G10018801) Disc Blade, 3.5 mm x 15" (Included W/G10018801) Bearing Housing (Included W/G10018801) Rivet, 1/4" x 9/16" (Included W/G10018801)
27	G10567901	1	Depth Adjust Pin
28	G10646301	1	L.H. Outer Scraper
29	GB1223	8	Self-Lubricating Bushing
30	G10141901	8	Hex Head Cap Screw, 5/8"-11 x 1 3/4", Grade 8
31	G7100-616	1	<a href="#">See "Decals, Paint, and Miscellaneous" on page P277</a>
32	G10538701	1	R.H. Gauge Wheel Scraper
33	G10538601	1	L.H. Gauge Wheel Scraper
34	G10322501	2	<a href="#">See "Spoked Gauge Wheel Assembly" on page P7</a>
35	---	1	<a href="#">See "Gauge Wheel Arm Assembly" on page P6</a>
36	GB0265	1	Pivot Link, Depth Adjustment
37	G10985901	1	Adjustment Handle Spring
38	---	1	<a href="#">See "Gauge Wheel Arm Assembly" on page P6</a>
39	G10957301	1	Gauge Wheel Spindle Shaft
40	GB0266	1	Handle, Depth Adjustment
41	G10930901	1	L.H. Hopper Mount
42	G10931001	1	R.H. Hopper Mount
43	G10972301	8	Torx Pan Head Tapping Screw, 8-18 x 1/2"
44	G10846901	2	Clevis Pin, 1/4" x 1 3/16"
45	G10924201	2	Ratchet Clamp
46	GD35836	1	Sealed Plug, MX150, 2 x 4, Key B W/CPA
47	G10925601	2	Side Panel Wear Strip
48	GD25569	2	Spring

ITEM	PART NO.	QTY.	DESCRIPTION
49	G10658201	1	L.H. Lock Up Lever
50	G10745301	2	Locking Cotter Pin, $\frac{5}{64}$ " x $\frac{1}{2}$ "
51	G10990901	2	Clevis Pin, $\frac{1}{2}$ " x $1\frac{1}{2}$ "
52	G10932601	2	Push Unit Lock Up Assembly
53	G10658301	1	R.H. Lock Up Lever
54	G10456	2	Cotter Pin, $\frac{1}{8}$ " x $\frac{3}{4}$ "
55	G10986	1	Hex Non-Serrated Flange Cap Screw, $\frac{5}{16}$ "-18 x $\frac{5}{8}$ ", Grade 5
56	G10111	1	Lock Nut, $\frac{1}{2}$ "-13
57	G11646	1	Slotted Spring Pin, $\frac{1}{4}$ " x $1\frac{1}{4}$ "
58	G11391	8	Flat Washer, $\frac{5}{8}$ " SAE
59	G11389	1	Flat Washer, $\frac{1}{2}$ " Plated SAE
60	G11465	1	Pin, $\frac{1}{4}$ " x $2\frac{3}{4}$ "
61	G11976	8	Flat Washer, $\frac{5}{8}$ " x $1\frac{3}{4}$ "
62	G11356	4	Hex Socket Flange Cap Screw, $\frac{1}{4}$ "-20 x $\frac{1}{2}$ "
63	G10010	2	Hex Head Cap Screw, $\frac{5}{8}$ "-11 x 3"
64	G10230	2	Lock Washer, $\frac{5}{8}$ "
65	G11204	6	Hex Serrated Flange Cap Screw, $\frac{3}{8}$ "-16 x $1\frac{1}{4}$ ", Grade 5
66	G10005	3	Hex Head Cap Screw, $\frac{5}{8}$ "-11 x $1\frac{3}{4}$ "
67	G11539	2	Hex Socket Flange Cap Screw, $\frac{5}{16}$ "-18 x $\frac{3}{4}$ "
68	G10443	4	Hex Head Cap Screw, $\frac{5}{8}$ "-11 x 1"
69	G10209	4	Washer, $\frac{1}{4}$ " USS
70	G10022	4	Hex Head Cap Screw, $\frac{1}{4}$ "-20 x $\frac{1}{2}$ "
71	G11961	8	Flat Washer, No. 8
72	G10019	2	Hex Head Cap Screw, $\frac{5}{16}$ "-18 x 1"
73	G10622	1	Serrated Flange Nut, $\frac{3}{8}$ "-16
74	G10003	1	Hex Head Cap Screw, $\frac{3}{8}$ "-16 x $1\frac{1}{2}$ "
75	G10939401	2	Clevis Pin, $\frac{3}{8}$ " x 2"
76	G11415	2	Serrated Flange Nut, $\frac{5}{8}$ "-11
77	G10035901	-	Scraper, Standard
78	GB0285	-	Collar, Depth Adjustment
79	G10998301	1	Bracket
80	G10418802	-	Disc Opener Scraper Assembly
81	GA27146	-	True Depth Link (27" Harness)

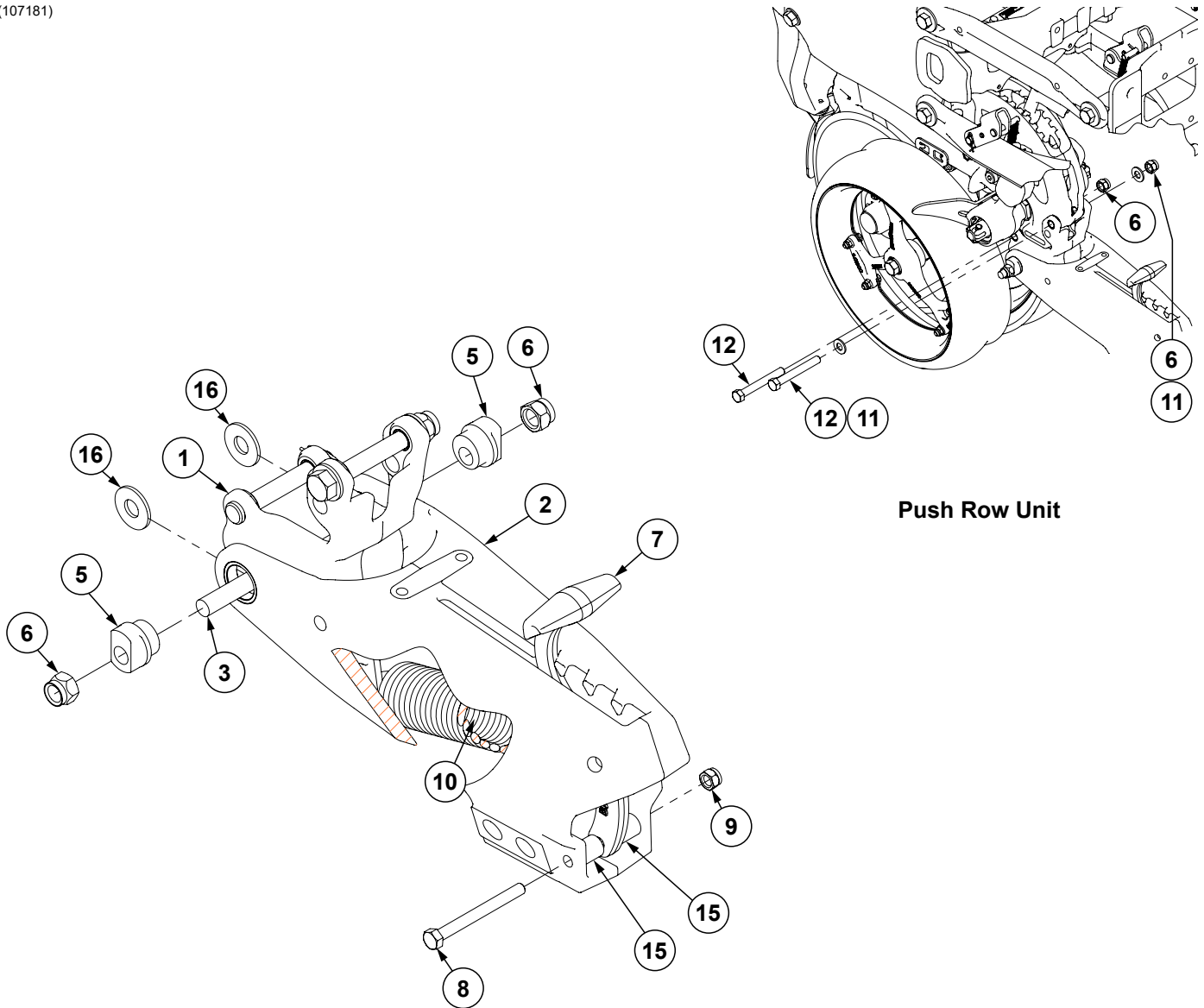
(107182)

[See "Airline Fittings and Hoses" on page P21](#)



ITEM	PART NO.	QTY.	DESCRIPTION
1	G10704101 G10635001	1	Air Adjust Closing Wheel Mount Assembly Bushing, .625" O.D. x .515" I.D. x .438" (Included W/G10704101)
2	G10704201 G10635101	1	Air Adjust Closing Wheel Arm Assembly Bushing, 1.25" O.D. x 1" I.D. x .375" (Included W/G10704201)
3	G11419	2	Carriage Bolt, 1/2"-13 x 2 1/4"
4	GB0239	2	Eccentric Bushing
5	G10111	4	Lock Nut, 1/2"-13
6	G10506101	1	Air Adjust Closing Wheel Air Bag
7	GB0397	1	Shoulder Nut, 3/4"-16
8	G10229	1	Lock Washer, 3/8"
9	G10004	1	Hex Head Cap Screw, 3/8"-16 x 1 1/4"
10	GD19298	1	1/4" Male Swivel Elbow, Extended
11	---	---	---
12	---	---	---
13	G11389	2	Flat Washer, 1/2" Plated SAE
14	G10035	2	Hex Head Cap Screw, 1/2"-13 x 4"

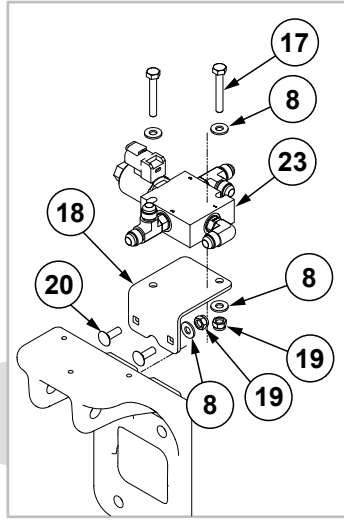
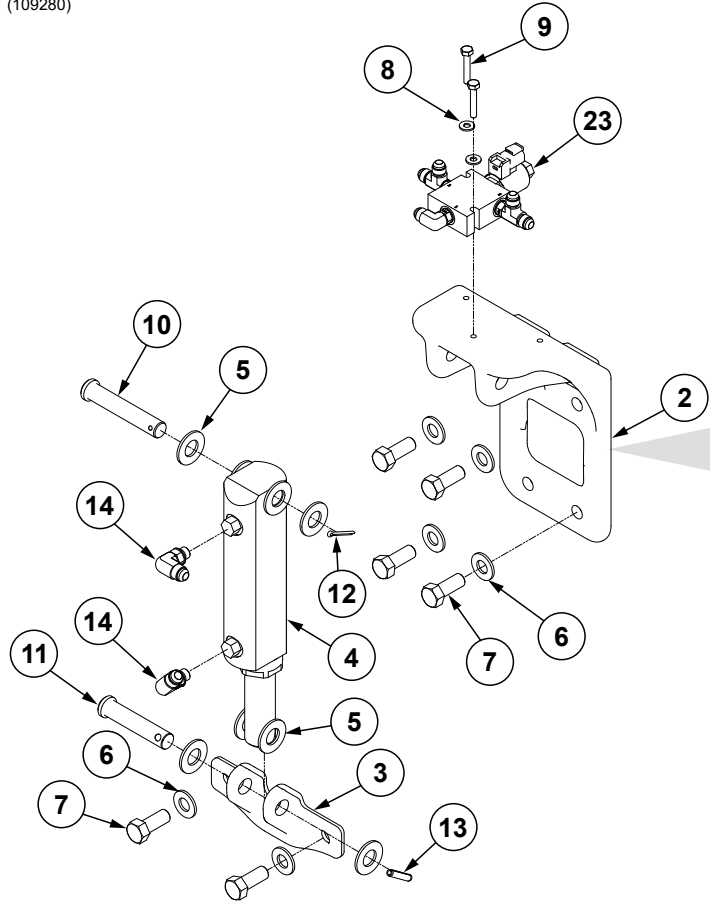
(107181)



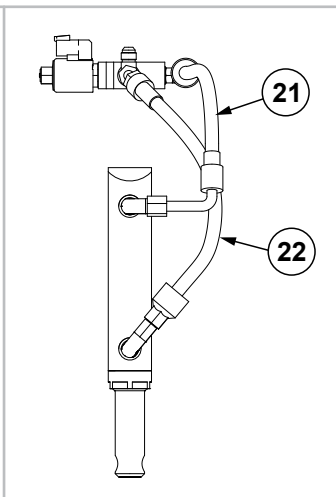
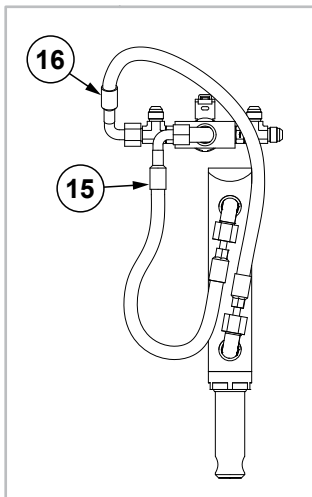
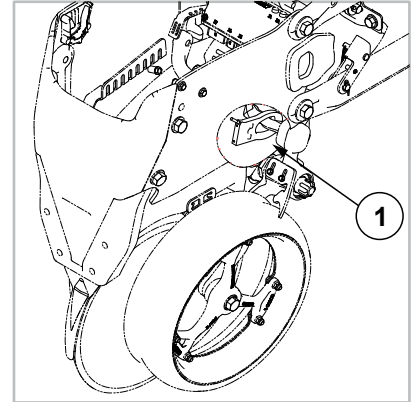
Push Row Unit

ITEM	PART NO.	QTY.	DESCRIPTION
1	G10704001	1	Closing Wheel Spring Mount Assembly
	G10635001	-	Bushing, .625" O.D. x .515" I.D. x .438" (Included W/G10704001)
2	G11007001	1	Closing Wheel Arm
3	G11419	2	Carriage Bolt, 1/2"-13 x 2 1/4"
4	---	---	---
5	GB0239	2	Eccentric Bushing
6	G10111	3	Lock Nut, 1/2"-13
7	GB0254	1	Lever
8	G11111	1	Hex Head Cap Screw, 5/16"-18 x 3 1/4"
9	G10109	1	Lock Nut, 5/16"-18, Grade 8
10	GD8460	1	Spring
11	G11389	-	Flat Washer, 1/2" Plated SAE
12	G10035	-	Hex Head Cap Screw, 1/2"-13 x 4"
13	---	---	---
14	---	---	---
15	GD8893-20	2	Sleeve, 5/8" O.D. x .407" I.D. x .75"
16	G10216	2	Washer, 1/2" USS

(109280)



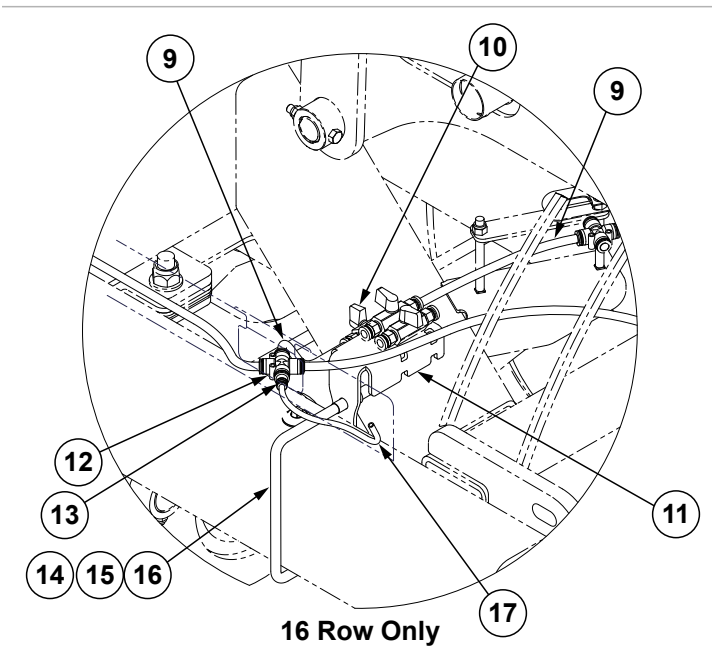
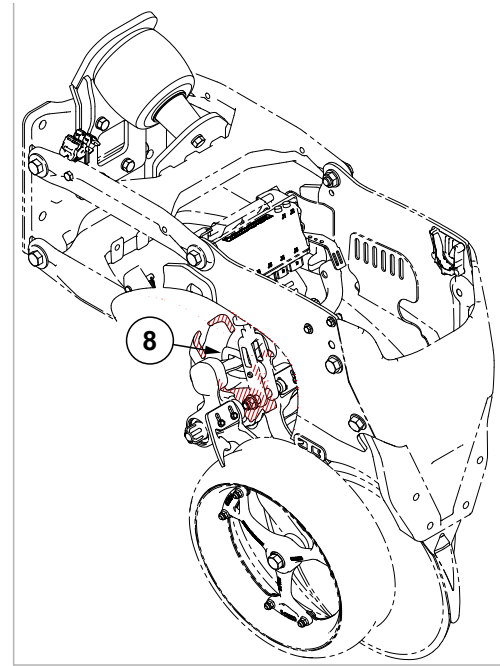
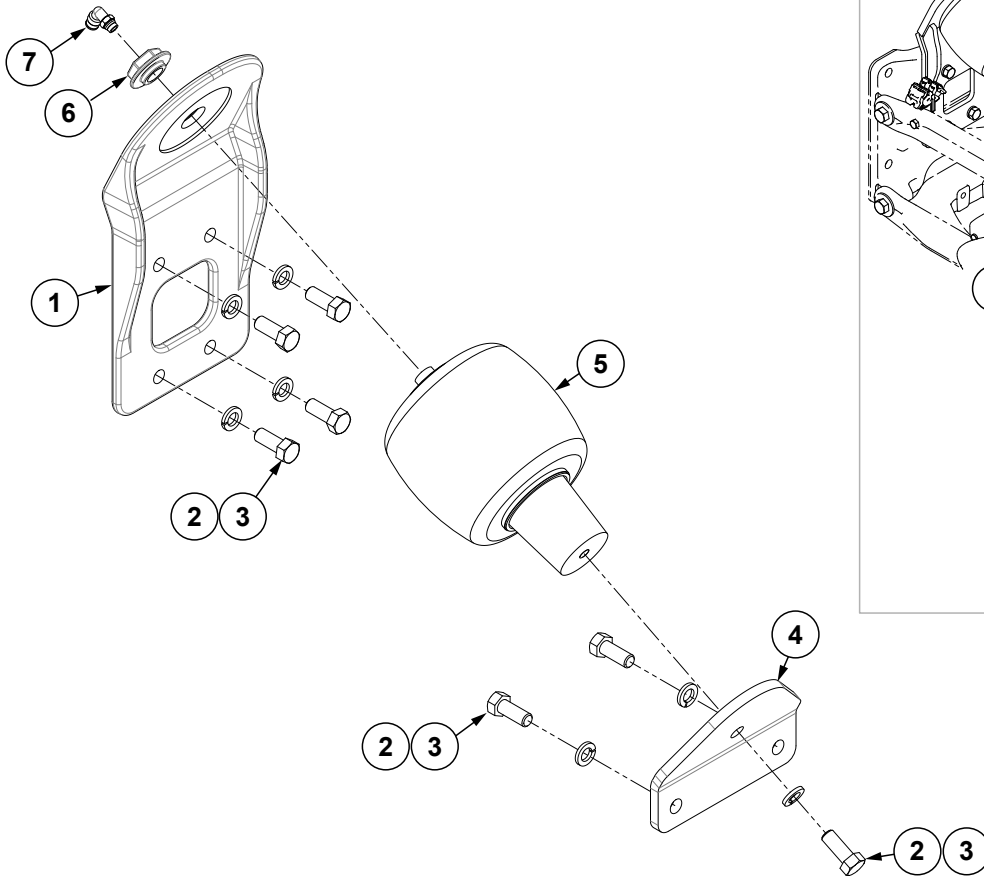
Row Units Under Entrainer



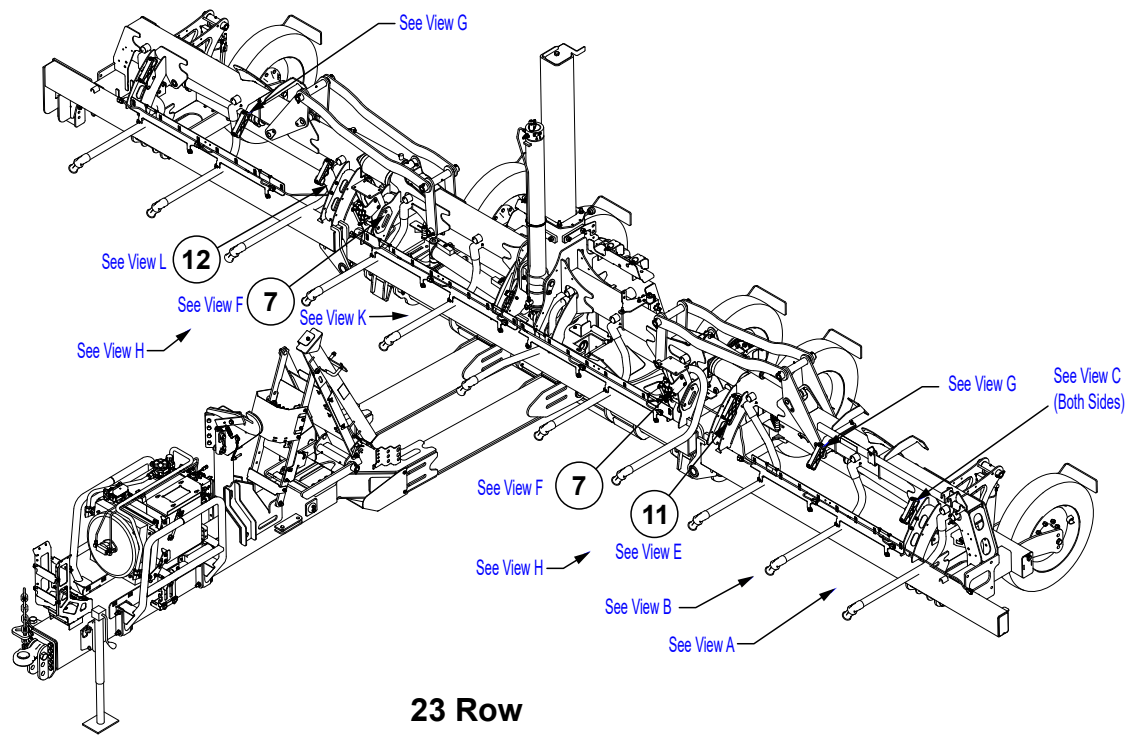
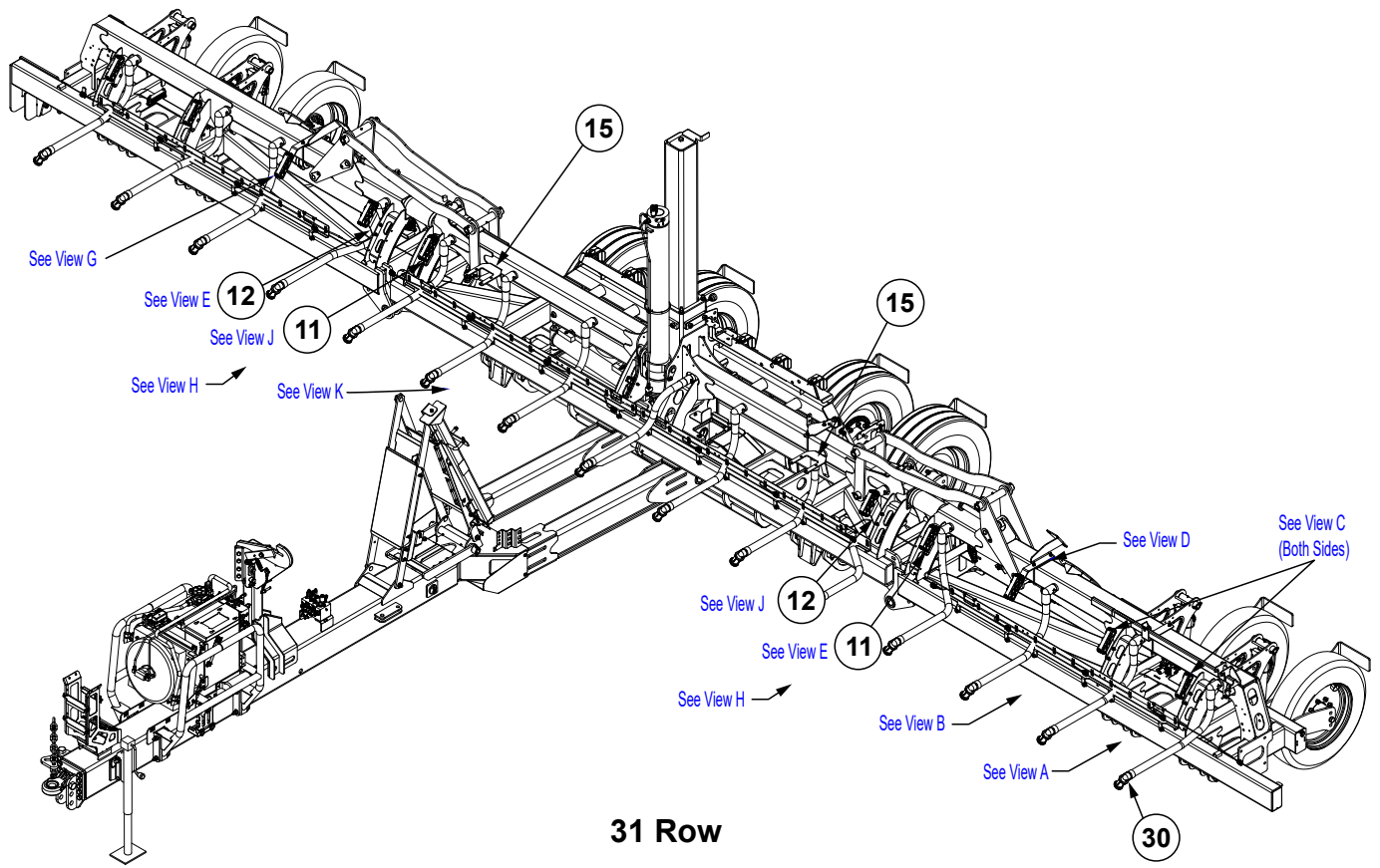


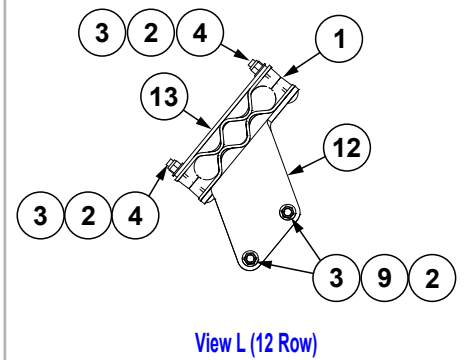
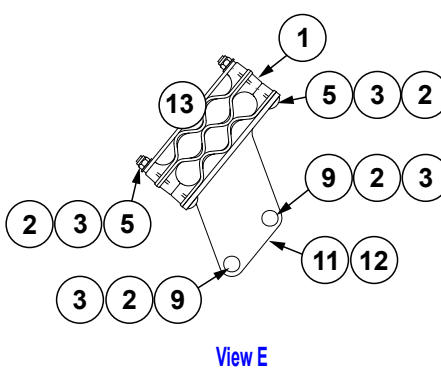
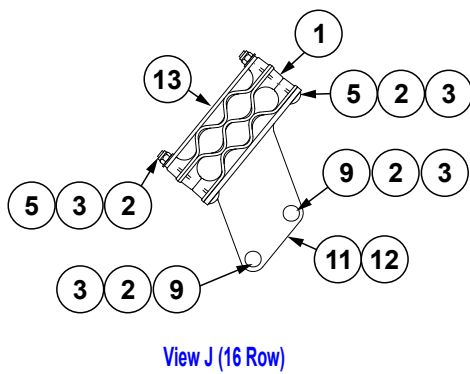
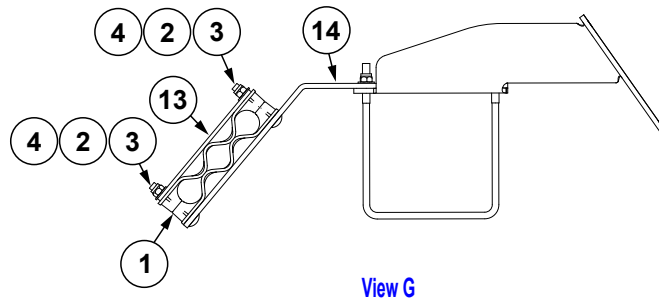
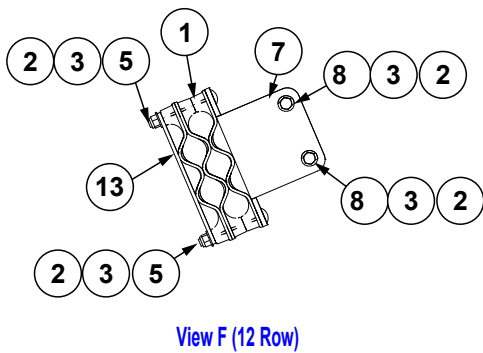
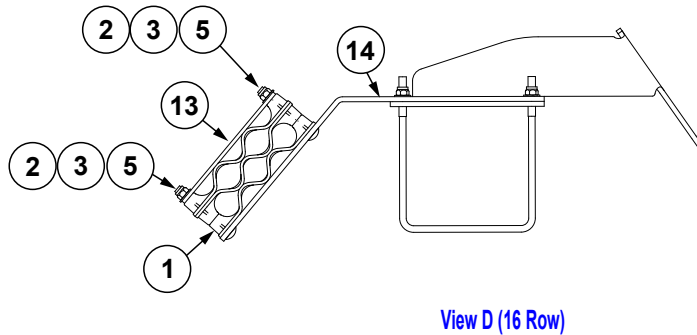
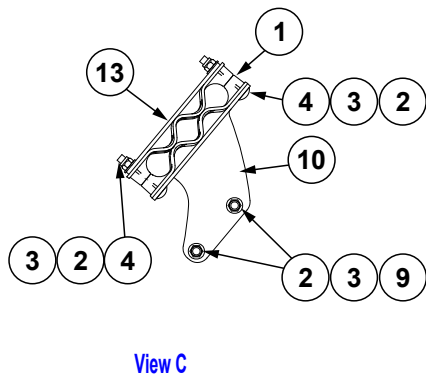
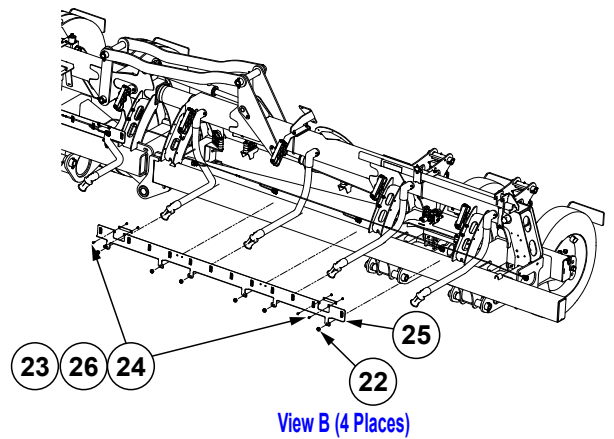
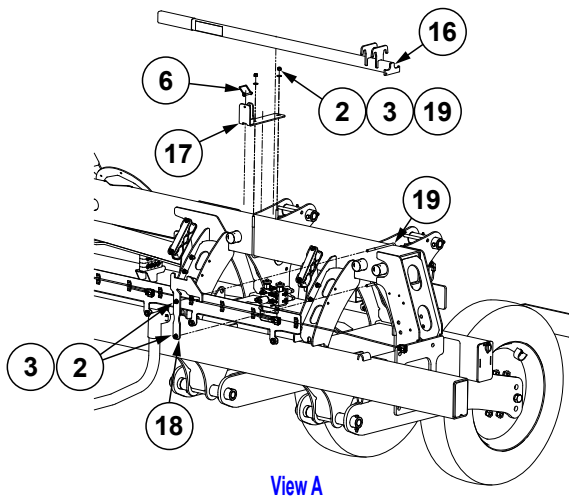
ITEM	PART NO.	QTY.	DESCRIPTION
1	GA27146	1	True Depth Link (27" Harness)
2	G11005501	1	Upper Hydraulic Down Force Mount Plate
3	G10361901	1	Lower Hydraulic Down Force Mount
4	G10983402	1	<a href="#">See "Hydraulic Down Force Cylinder, Push Row Unit" on page P185</a>
5	G11391	8	Flat Washer, 5/8" SAE
6	G11389	6	Flat Washer, 1/2" Plated SAE
7	G11000801	6	Hex Head Cap Screw, 1/2"-13 x 1 1/4", Grade 5
8	G11385	2	Flat Washer, 1/4" SAE
9	GD35459	2	Hex Head Cap Screw, 1/4"-20 x 1 1/2", Grade 5
10	G10523801	1	Clevis Pin, 5/8" x 3 1/2"
11	G10789701	1	Clevis Pin, 5/8" x 3"
12	G10451	1	Cotter Pin, 1/8" x 1"
13	G11646	1	Slotted Spring Pin, 1/4" x 1 1/4"
14	G6801-06-04	2	Elbow, 90°, 9/16"-18 x 7/16"-20 W/O-Ring
15	*A7679-15	1	Hose Assembly, 1/4" x 15" (06F-06F90)
16	*A7679-18	1	Hose Assembly, 1/4" x 18" (06F-06F90)
17	G10040	-	Hex Head Cap Screw, 1/4"-20 x 1 3/4"
18	G10969301	-	True Depth Hydraulic Block Bracket
19	G10110	-	Lock Nut, 1/4"-20, Grade B
20	G10310	-	Carriage Bolt, 1/4"-20 x 3/4", Grade 2
21	*A27061-13	-	Hose Assembly, 1/4" x 13" (06F - 06F90L)
22	*A27062-16	-	Hose Assembly, 1/4" x 16" (06F - 06F45S)
23	---	1	<a href="#">See "Row Unit Control Block" on page P193</a>

(109281\_108548)



ITEM	PART NO.	QTY.	DESCRIPTION
1	G10787801	-	Upper Pneumatic Down Pressure Mount, Pull Row Unit
2	G10228	-	Lock Washer, 1/2"
3	G10037	-	Hex Head Cap Screw, 1/2"-13 x 1 1/4"
4	G11084301	-	Air Spring Plate
5	GA11982	-	Air Spring Assembly
6	GB0397	-	Shoulder Nut, 3/4"-16
7	GD19080	-	Elbow, 1/4" x 1/8" NPT Swivel
8	GB0285	-	Collar, Depth Adjustment
9	---	-	<a href="#">See "Airline Fittings and Hoses" on page P21</a>
10	G10578401	1	Ball Valve, 1/4" NPT (F) W/Adapters 3/8" PTC
11	G10965301	1	Ball Valve Bracket
12	---	-	<a href="#">See "Airline Fittings and Hoses" on page P21</a>
13	---	-	<a href="#">See "Airline Fittings and Hoses" on page P21</a>
14	G11389	2	Flat Washer, 1/2" Plated SAE
15	G10111	2	Lock Nut, 1/2"-13
16	GD11132	1	U-Bolt, 4" x 7" x 1/2"-13
17	---	-	<a href="#">See "Airline Fittings and Hoses" on page P21</a>

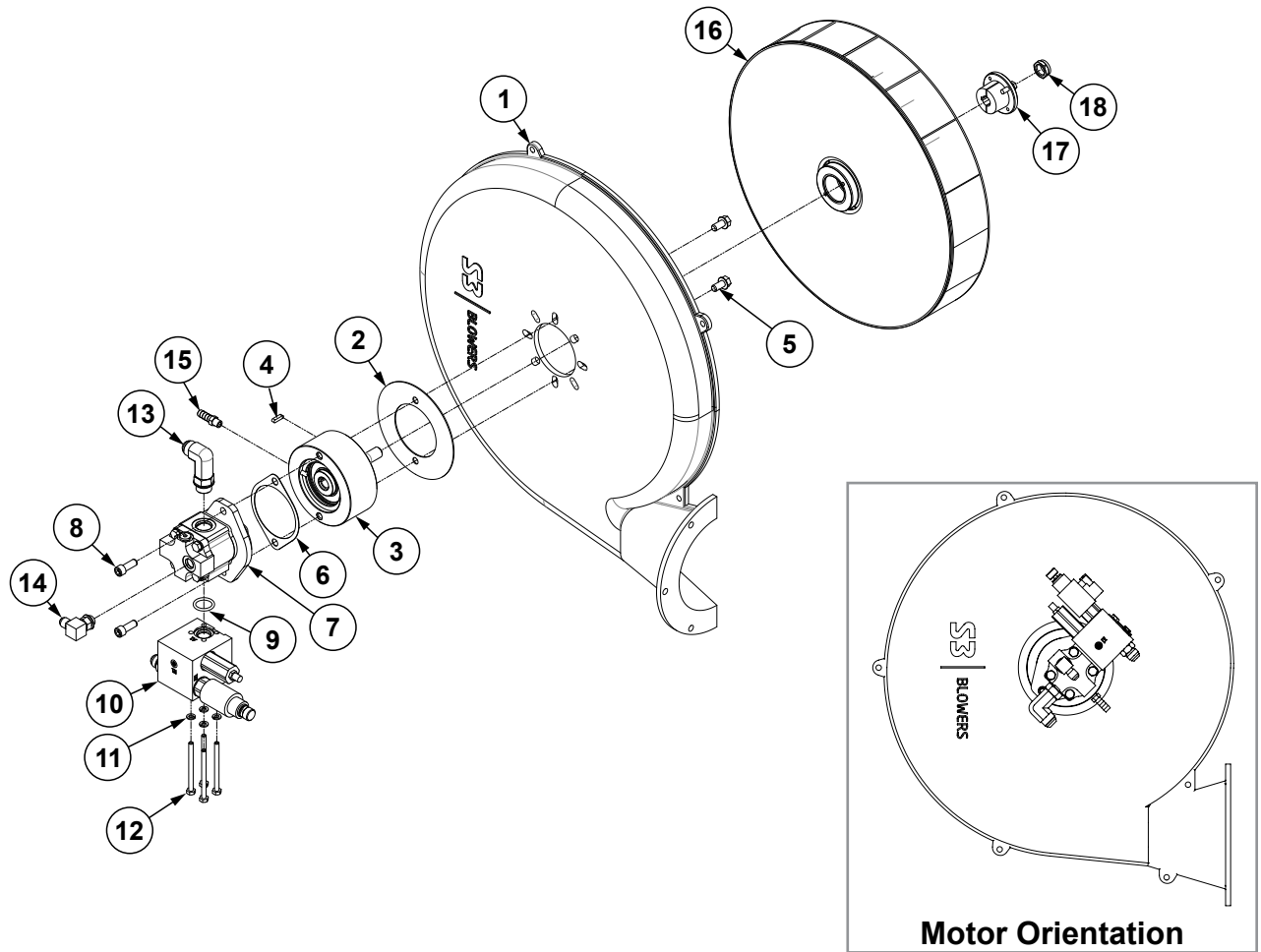




(Continued on following page.)

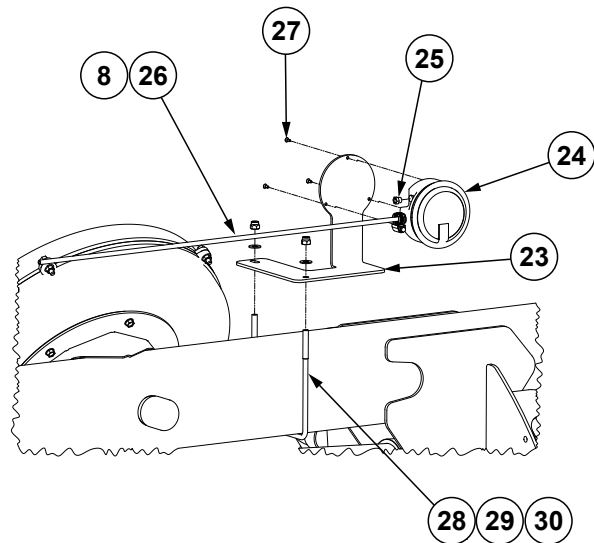
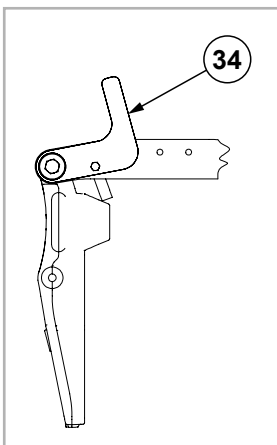
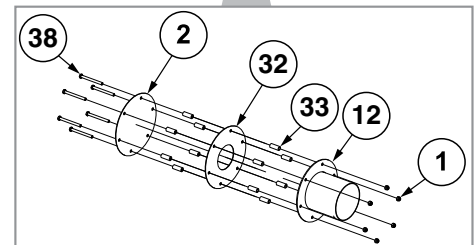
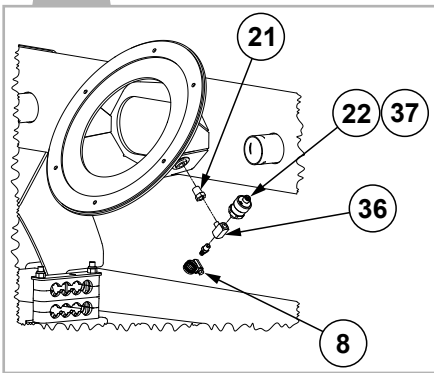
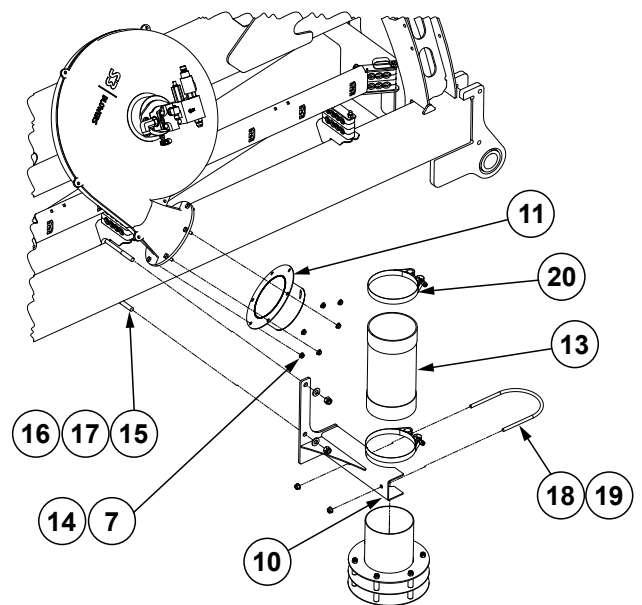
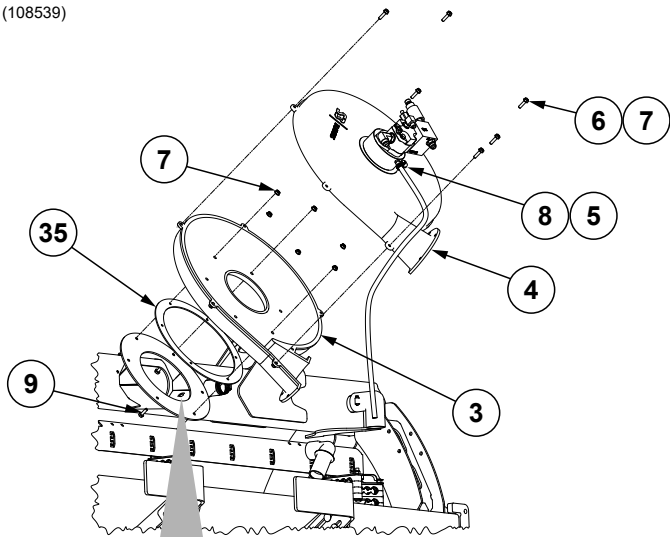
ITEM	PART NO.	QTY.	DESCRIPTION
1	GB0969	-	5 Position Wave Stacker
2	G10108	-	Lock Nut, 3/8"-16
3	G11387	-	Flat Washer, 3/8" SAE
4	G10898	10	Carriage Bolt, 3/8"-16 x 2 3/4"
5	G10307	10	Carriage Bolt, 3/8"-16 x 3 1/2"
6	GD9695	1	Wire Lock Pin, 1/4" x 1 1/4"
7	G10608001	-	Bulk Fill Hose Mount Plate
8	G10753	-	Hex Head Cap Screw, 3/8"-16 x 4 1/2"
9	G10599	16	Carriage Bolt, 3/8"-16 x 1 1/4"
10	G10564301	4	Seed Hose Mounting Bracket
11	G10608101	2	Bulk Fill Hose Mount Plate
12	G10608201	2	Bulk Fill Hose Mount Plate
13	G10548401	10	6 Section Clamp Plate
14	G10585701	2	Seed Hose Bracket
15	G10586001	2	Seed Hose Bracket, 16 Row
16	G10920401 GD11649	1	Lift Lever W/Boot Boot (Included W/G10920401)
17	G10607301	1	Lift Lever Bracket
18	G10920001	1	Lift Lever Mount
19	GD19090	2	U-Bolt, 6" x 3/8"-16
20	---	---	---
21	---	---	---
22	G10503	24	Hex Jam Nut, 5/8"-11, Grade 2
23	G11320	16	Lock Nut, 1/4"-20, Grade B
24	G10310	16	Carriage Bolt, 1/4"-20 x 3/4", Grade 2
25	G11045601 G11045301	- 4	Fertilizer Harness Rail, 12 Row Fertilizer Harness Rail, 16 Row
26	G10903501	8	Wire Tray Filler

(106446)



ITEM	PART NO.	QTY.	DESCRIPTION
1	G10102301	1	Vacuum Fan Drive Case
2	GD25644	1	Cover Plate
3	G10075001	1	Overhung Load Adaptor
	GD20928	-	Bearing
4	GD21300	1	Key
5	G11123	2	Hex Serrated Flange Cap Screw, 3/8"-16 x 3/4"
6	GD30882	1	2-Bolt Mount Gasket
7	G10163901	1	Hydraulic Motor
8	G11261	2	Hex Socket Head Cap Screw, 3/8"-16 x 1"
9	GD30262	1	O-Ring, No. 213
10	---	1	<a href="#">See "Vacuum Fan Control Manifold Block Assembly" on page P192</a>
11	G10227	4	Lock Washer, 1/4"
12	G10162	4	Hex Head Cap Screw, 1/4"-20 x 3 1/4"
13	G6801-L-10	1	Long Elbow W/O-Ring, 90°, 7/8"-14 Male JIC To O-Ring
	GR1466	-	O-Ring
14	G6801-06	1	Elbow W/O-Ring, 90°, 9/16"-18 Male JIC To O-Ring
	GR1045	-	O-Ring
15	GD35294	1	Hose Barb, 1/8"-27 NPTF x 3/8"
16	GA21510	1	Impellor
17	GD34103	1	Bushing
18	G11967	1	Nylon Lock Nut, 5/8"-11, Grade 8

(108539)



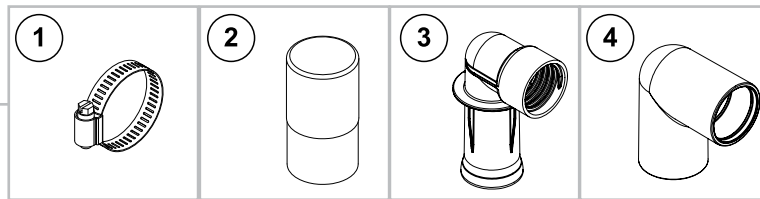
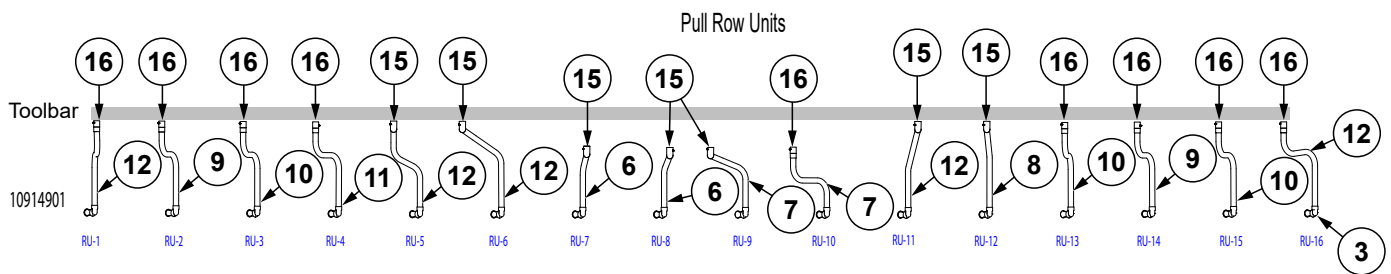
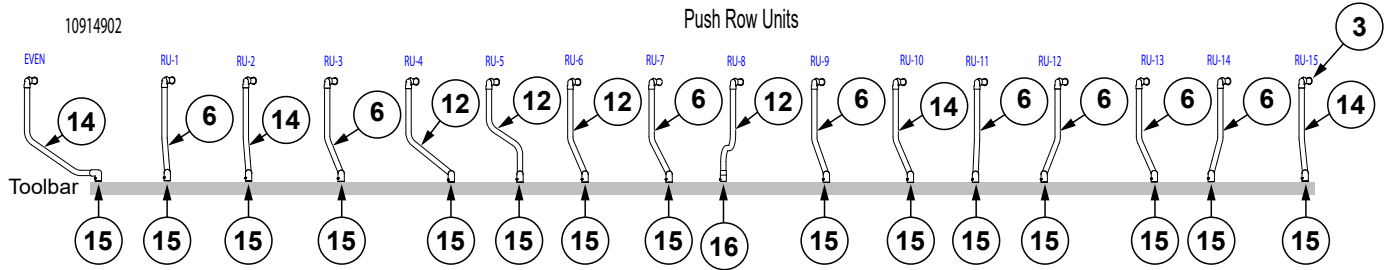


ITEM	PART NO.	QTY.	DESCRIPTION
1	G10108	20	Lock Nut, 3/8"-16
2	GD35435	2	Diffuser Cap
3	GD35447	2	Inlet Housing
4	---	2	<a href="#">See "Vacuum Fan Assembly" on page P67</a>
5	*D6279-05	2	Tubing, 3/8" x 60"
6	G11921	12	Hex Serrated Flange Cap Screw, 5/16"-18 x 1 1/4", Grade 5
7	G10620	36	Serrated Flange Nut, 5/16"-18
8	G10681	6	Hose Clamp, No. 6
9	G11480	12	Hex Socket Flange Cap Screw, 5/16"-18 x 1"
10	G10108501	2	Diffuser Bracket
11	GA25441	2	Flex Tube Mount
12	GA25427	2	Diffuser
15	GD19658-03	2	Black Hose, 6" I.D. x 20"
14	G10991	12	Hex Head Cap Screw, 5/16"-18 x 7/8"
15	GD11132	2	U-Bolt, 4" x 7" x 1/2"-13
16	G10111	4	Lock Nut, 1/2"-13
17	G11389	4	Flat Washer, 1/2" Plated SAE
18	GD35437	2	U-Bolt, 6" x 3/8"-16
19	G11091	4	Serrated Flange Nut, 3/8"-16
20	G11367	4	T-Bolt Clamp 6"
21	G10041501	2	1/4" to 1/8" Plastic Reducer
22	G10349601	2	Air Pressure/Vacuum Sensor
23	G10902901	2	Pressure Gauge Mount
24	GA21406	2	Pressure Gauge
	GR1777	2	Hose Barb, 1/8" Male NPT To 3/16" Barb (Included W/GA21406)
25	GA10799	2	Breather, 1/8" Male NPT
26	GD15849-03	2	Clear Tube, 5/16" x 30"
27	G11215	6	Hex Flat Head Cap Screw, No. 6-32 x 3/8", Grade 8
28	GD19090	2	U-Bolt, 6" x 3/8"-16
29	G11387	4	Flat Washer, 3/8" SAE
30	G10901	4	Lock Nut, 3/8"-16
31	G11147	16	Cap, 2"
32	GD35434	2	Diffuser Ring
33	GD2971-26	24	Sleeve, 3/8" I.D x 5/8" O.D. x 1.63" Long
34	G11065901	3	Vacuum Hose Guide
35	GD26697	2	Fan Gasket
36	GD28372	2	1/8" NPT Tee, Brass (Female/Male/Female)
37	G11009201	2	Air Pressure Adapter Cable
38	G10063	12	Hex Head Cap Screw, 3/8"-16 x 4"

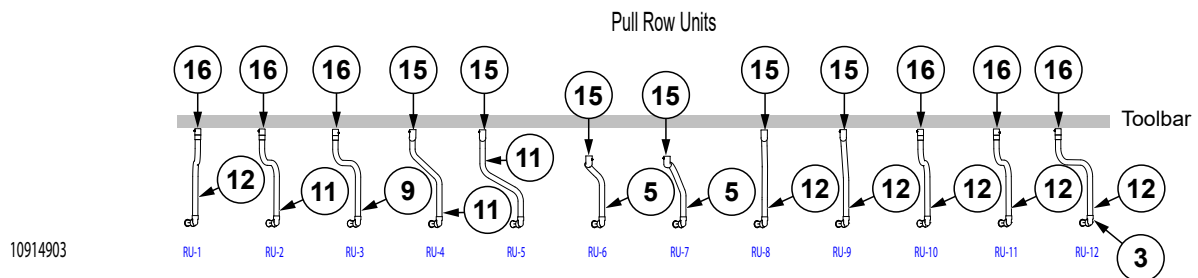
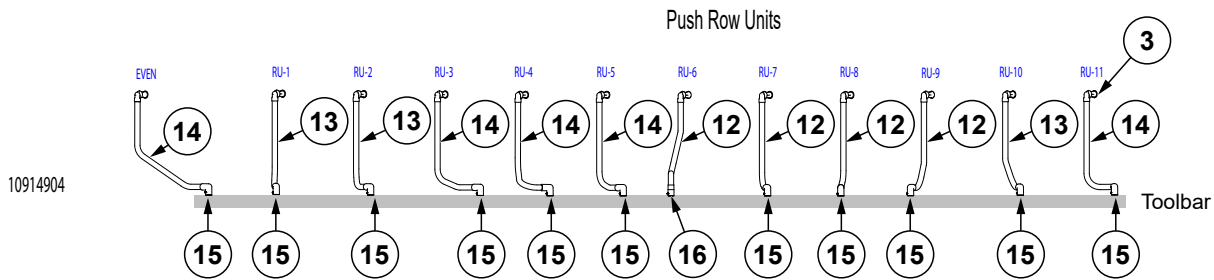
\*Hose not stocked by Kinze repair parts, but is available in bulk (GD6279-00).

(109149)

16 Row



12 Row



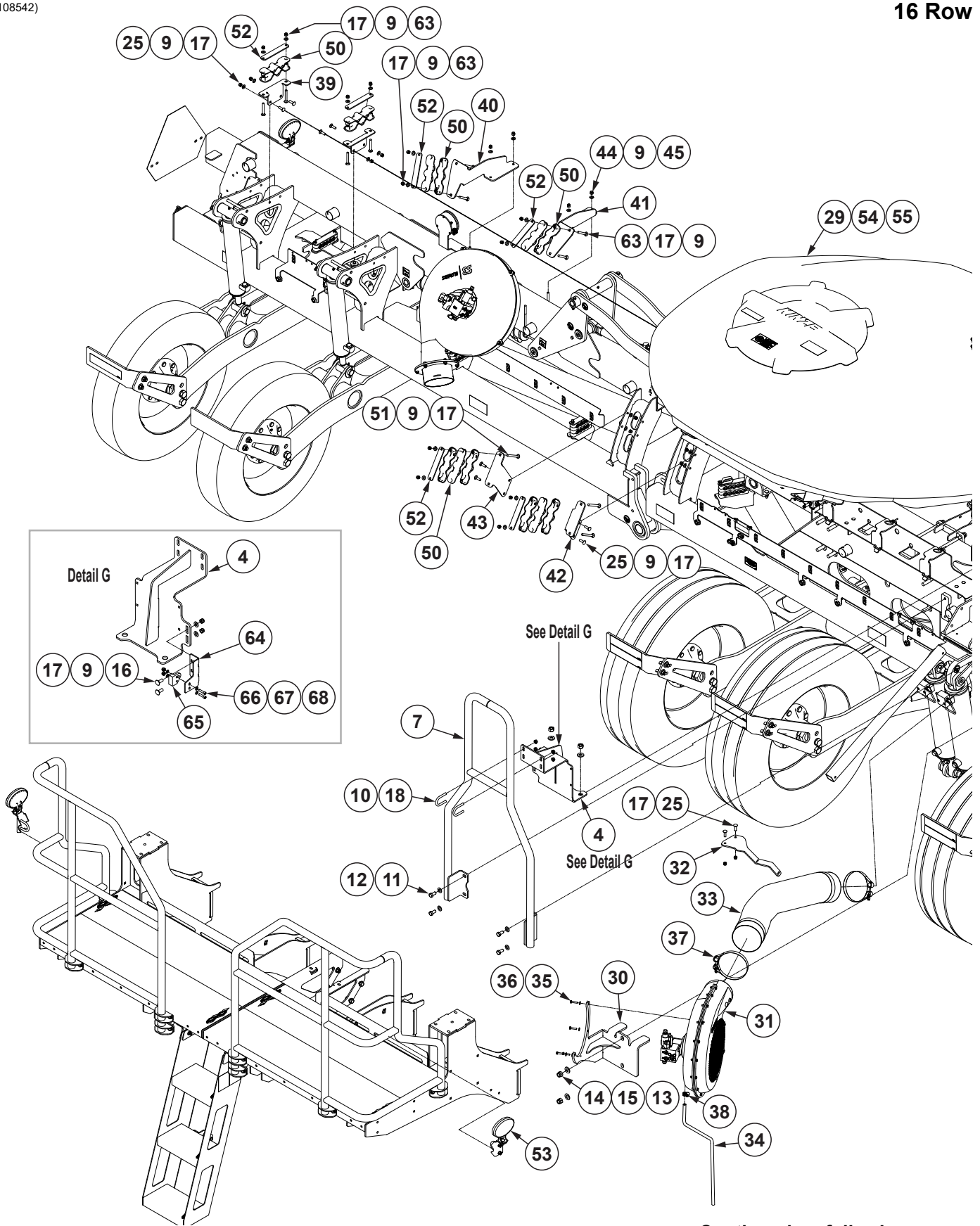
ITEM	PART NO.	QTY.	DESCRIPTION
1	G10676	-	Hose Clamp, No. 36, Stainless Steel
2	GD31424	-	Vacuum Cuff Screw, 1½"
3	G10646201	-	Vacuum Hose End
4	GB1313	-	90° Elbow, 1½" Hose
5	*D36495-30	-	Hose, 1½" x 30" (Black)
6	*D36495-32	-	Black Hose, 1½" I.D. x 32"
7	*D36495-34	-	Hose, 1½" x 34" (Black)
8	*D36495-35	-	Hose, 1½" x 35" (Black)
9	*D36495-36	-	Hose, 1½" x 36" (Black)
10	*D36495-37	-	Hose, 1½" x 37" (Black)
11	*D36495-38	-	Hose, 1½" x 38" (Black)
12	*D36495-40	-	Hose, 1½" x 40" (Black)
13	*D36495-42	-	Hose, 1½" x 42" (Black)
14	*D36495-46	-	Hose, 1½" x 46" (Black)

\*Hose not stocked by Kinze repair parts, but is available in bulk (GD36495-600)

**This page left blank intentionally.**

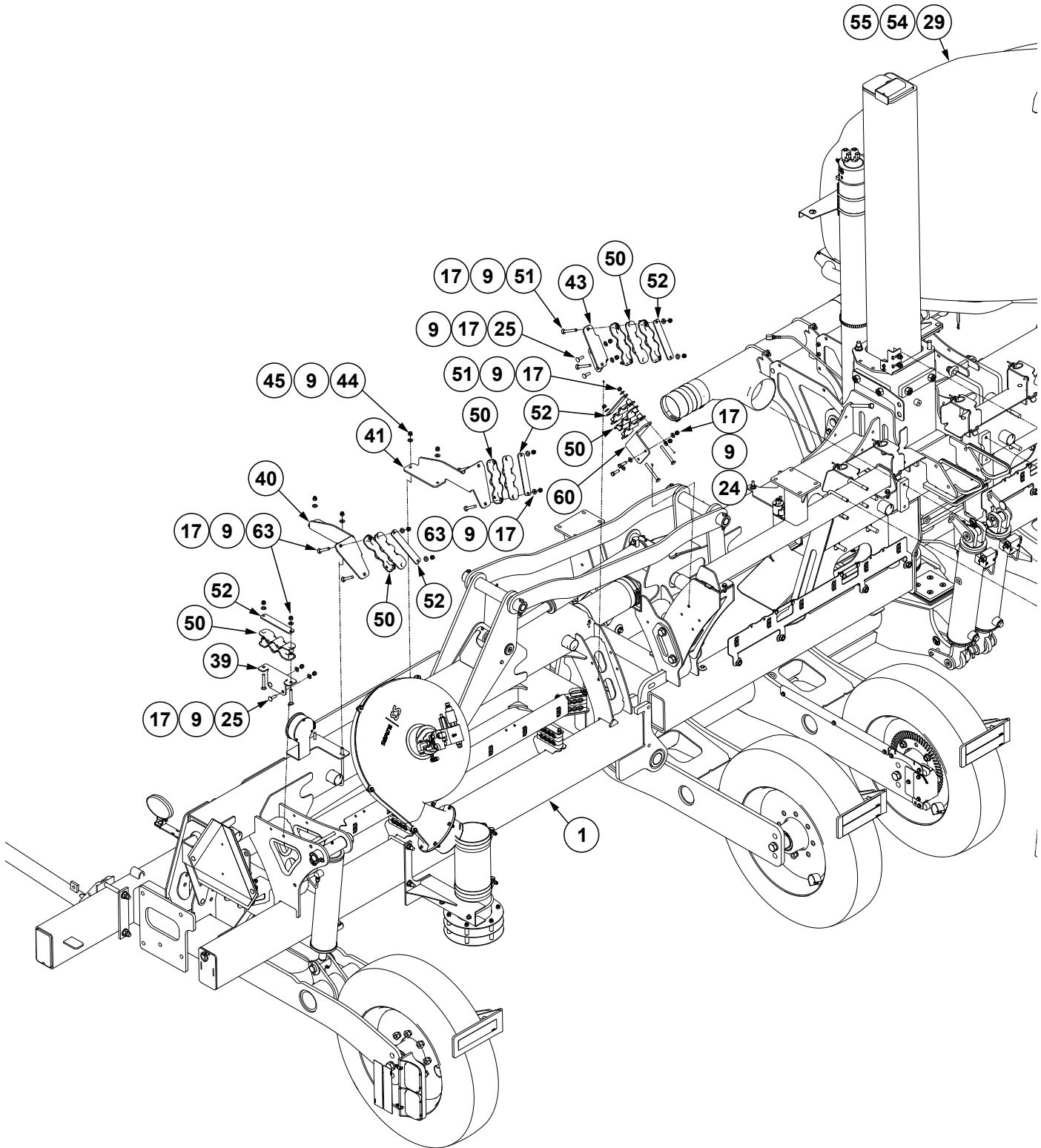
(108542)

16 Row



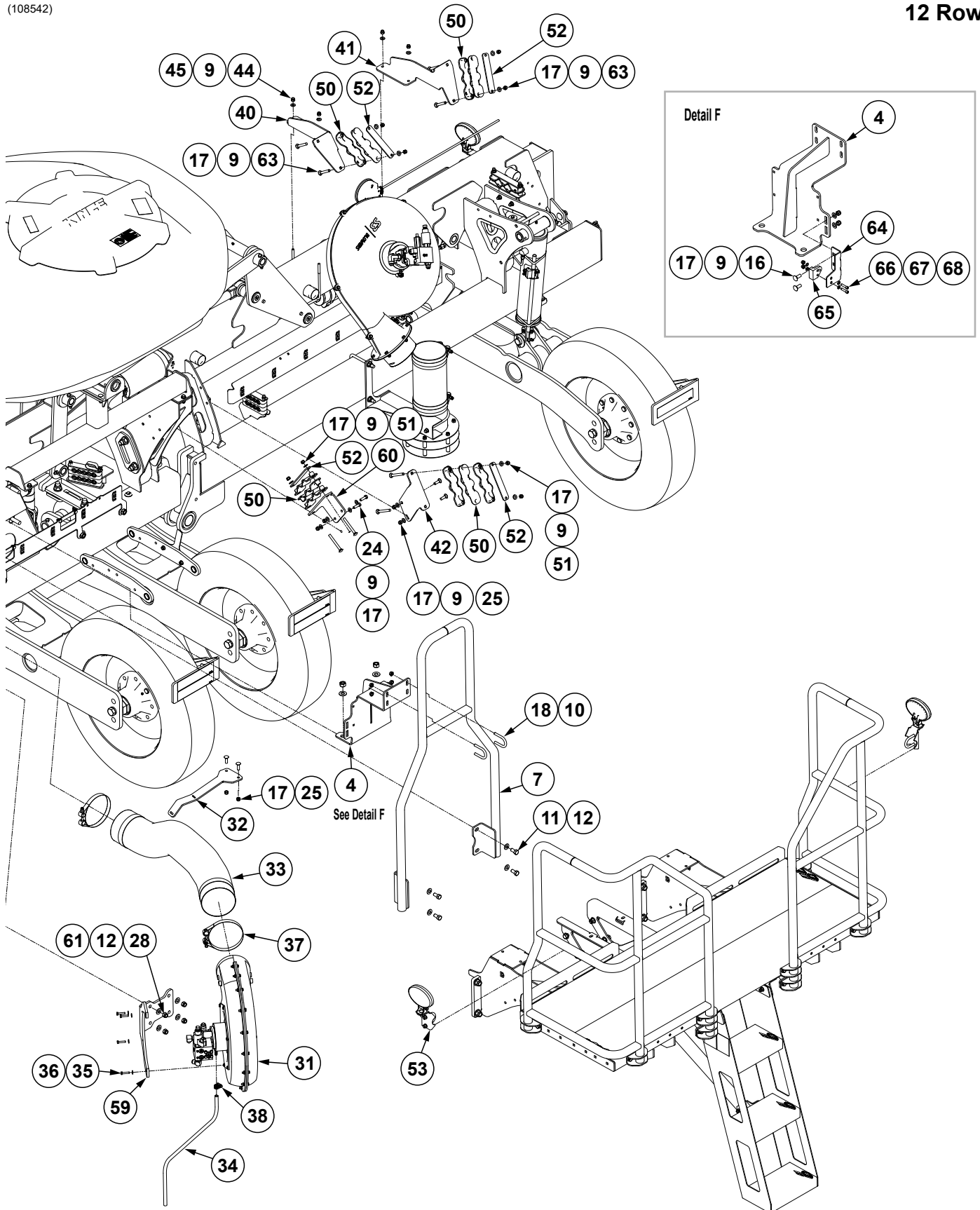
Continued on following pages.

(108542)



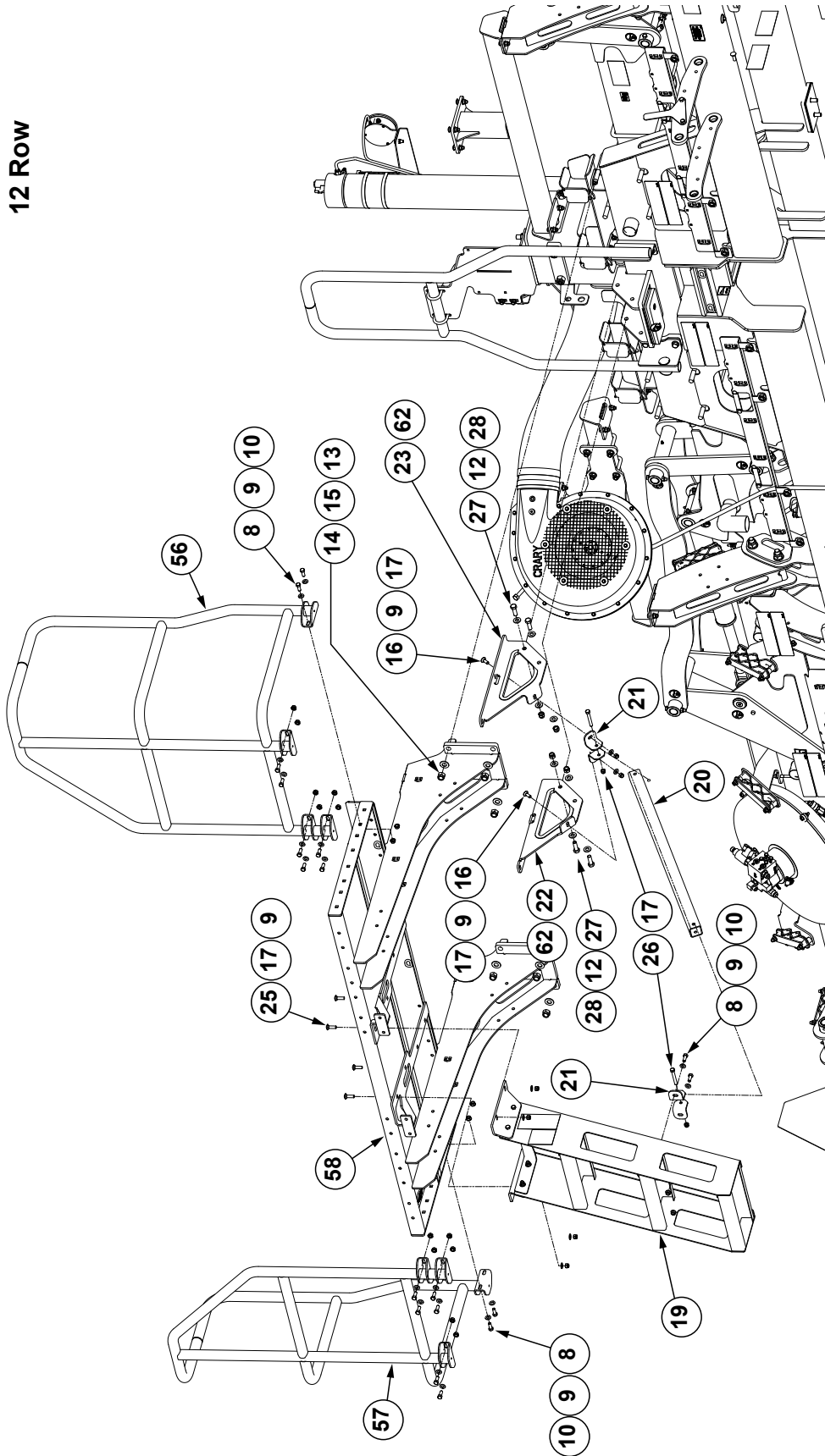
(108542)

12 Row



(108542)

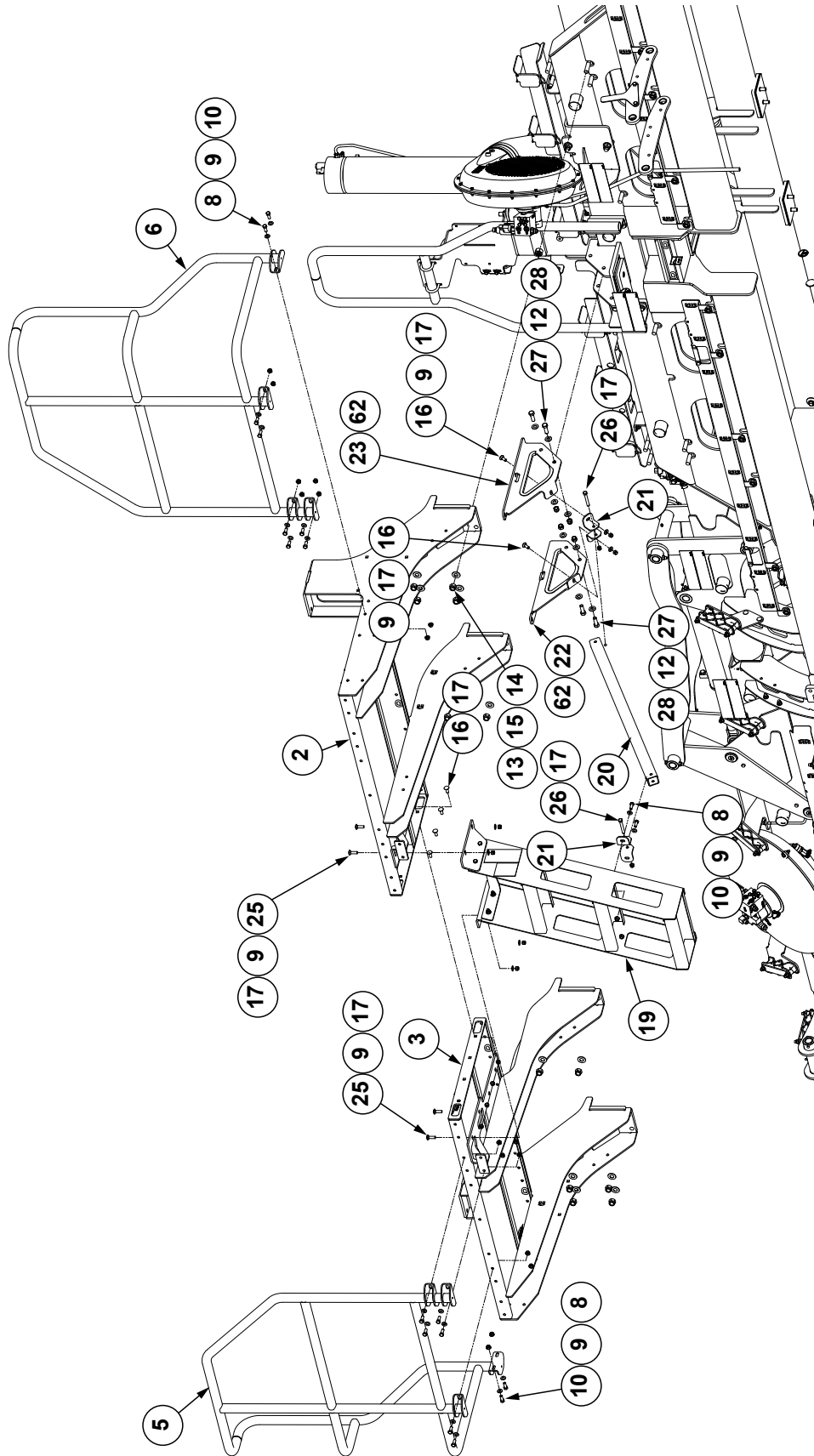
12 Row





(108542)

16 Row

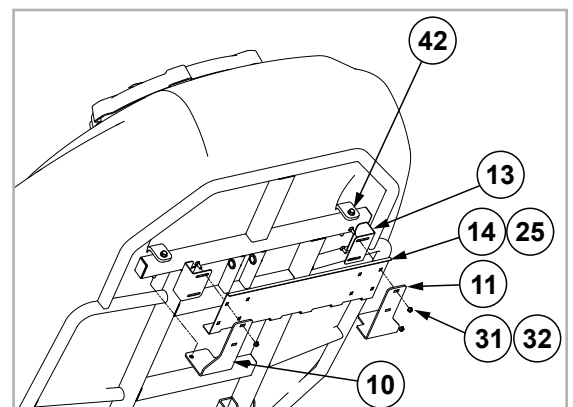
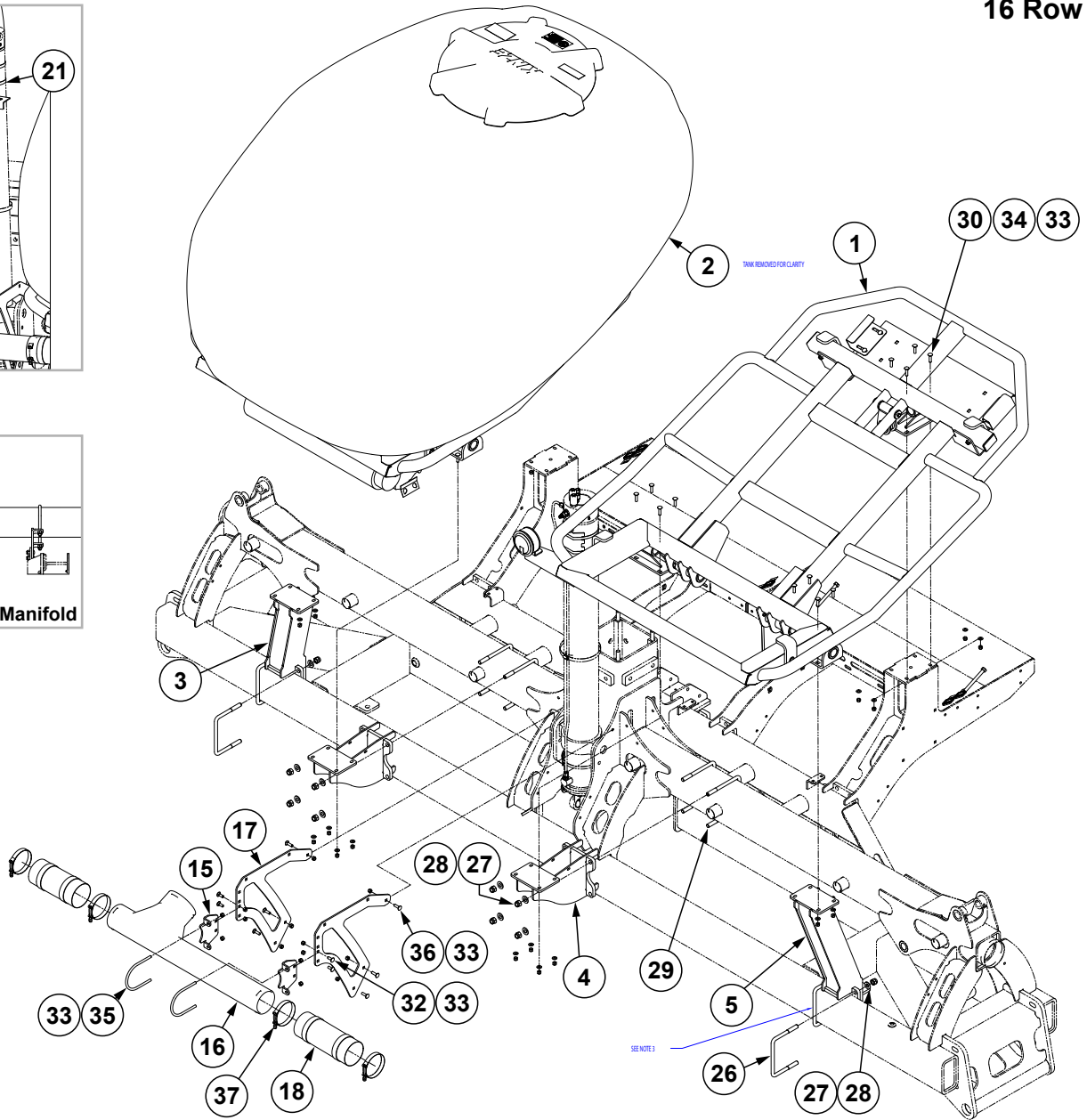
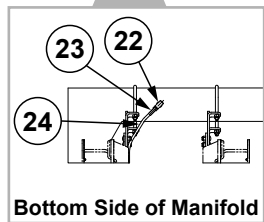
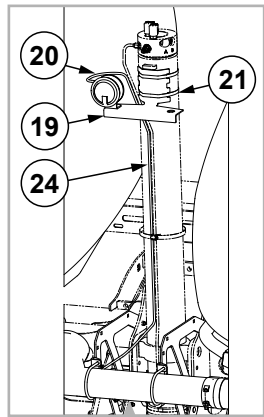


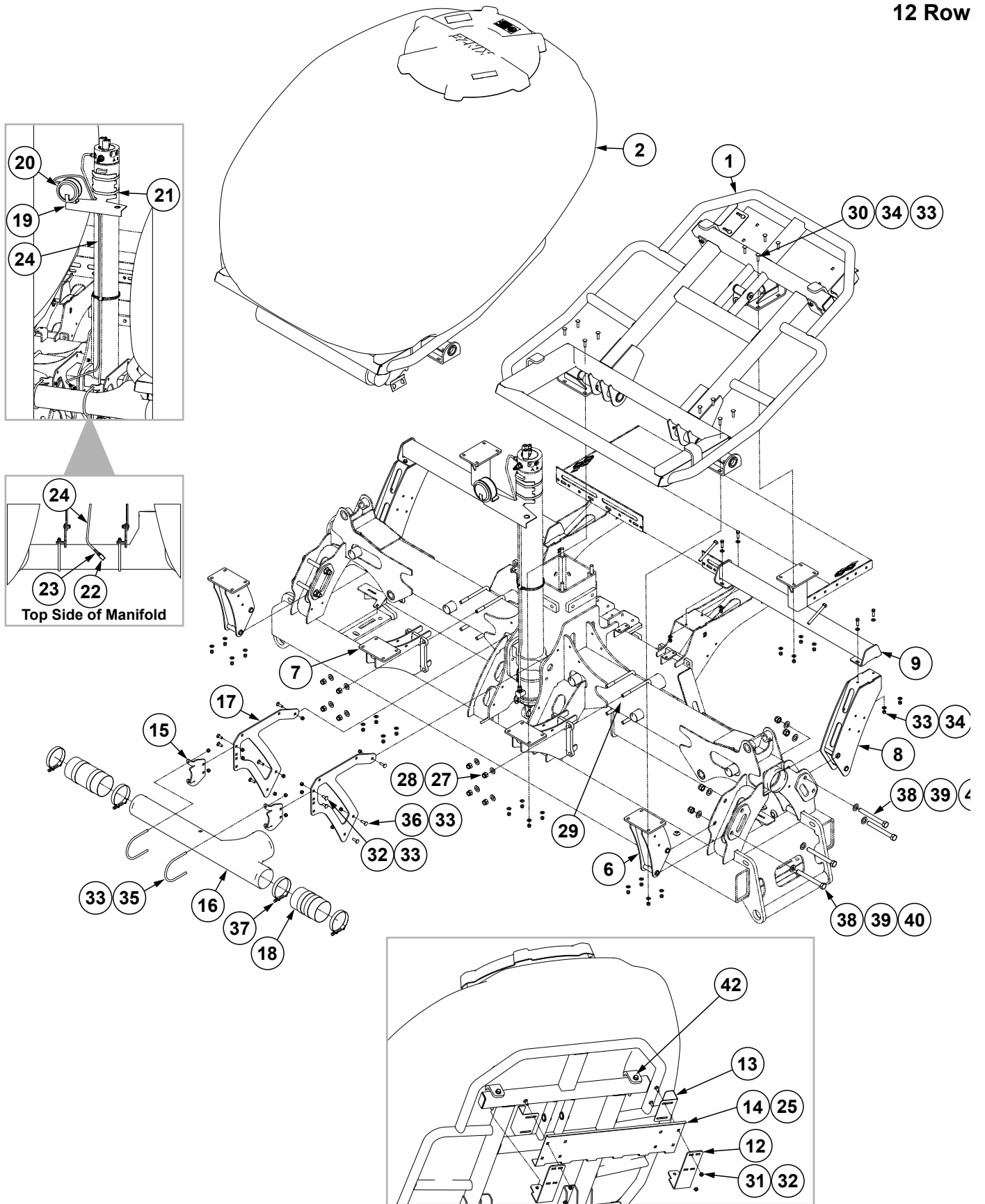
ITEM	PART NO.	QTY.	DESCRIPTION
1	---	---	---
2	G10907301	1	R.H. Catwalk
3	G10907201	1	L.H. Catwalk
4	G11010801	1	Guard Rail Stiffener
5	G10453901	1	L.H. Rail
6	G10454001	1	R.H. Rail
7	G10453201	1	Center Rail
8	G10001	18	Hex Head Cap Screw, 3/8"-16 x 1"
9	G11387	70	Flat Washer, 3/8" SAE
10	G11091	22	Large Serrated Flange Nut, 3/8"-16
11	G10014	4	Hex Head Cap Screw, 1/2"-13 x 1"
12	G11389	12	Flat Washer, 1/2" Plated SAE
13	GD9662	7	U-Bolt, 4" x 6" x 5/8"-11
14	G10107	14	Lock Nut, 5/8"-11
15	G11391	14	Flat Washer, 5/8" SAE
16	G10305	8	Carriage Bolt, 3/8"-16 x 1"
17	G10108	56	Lock Nut, 3/8"-16
18	GD27190	2	U-Bolt, 1 1/2" x 3/8"-16
19	G10989601	1	Rear Ladder Assembly
20	G10978801	1	Lower Ladder Support
21	G10498101	4	Ladder Mount Plate
22	G10905101	1	Ladder Stiffener Mount Plate
23	G10905201	1	Ladder Stiffener Mount Plate
24	G10004	4	Hex Head Cap Screw, 3/8"-16 x 1 1/4"
25	G10599	22	Carriage Bolt, 3/8"-16 x 1 1/4"
26	G10325	2	Hex Head Cap Screw, 3/8"-16 x 2 3/4"
27	G10017	4	Hex Head Cap Screw, 1/2"-13 x 1 1/2"
28	G10111	4	Lock Nut, 1/2"-13
29	---	1	<a href="#">See "Bulk Fill Manifolds and Catwalk" on page P73</a>
30	G10906001	1	Bulk Fill Fan Mount
31	---	1	<a href="#">See "Bulk Fill Fan Assembly" on page P84</a>
32	G10566701	1	Bulk Fill Fan Blower Hose Support, 16 Row
	G10566601	1	Bulk Fill Fan Blower Hose Support, 12 Row
33	GD19658-05	1	Black Hose, 6" I.D. x 50", 16 Row
	GD19658-02	1	Black Hose, 6" I.D. x 56", 12 Row
34	*D6279-06	1	Clear Plastic Tubing, 3/8" O.D. x 72"
35	G10857	4	Hex Head Cap Screw, 1/4"-20 x 1 1/4"
36	G11385	4	Flat Washer, 1/4" SAE
37	G11367	2	T-Bolt Clamp 6"
38	G10681	1	Hose Clamp, No. 6
39	G10585601	4	Seed Hose Bracket
40	G10909801	2	Seed Hose Bracket
41	G10909901	2	Seed Hose Bracket
42	G10608101	2	Bulk Fill Hose Mount
43	G10608201	2	Bulk Fill Hose Mount
44	G10901	4	Lock Nut, 3/8"-16
45	GD19090	2	U-Bolt, 6" x 3/8"-16
46	---	---	---
47	---	---	---
48	---	---	---
49	---	---	---

ITEM	PART NO.	QTY.	DESCRIPTION
50	GB0969	28	5 Position Wave Stacker
51	G10307	8	Carriage Bolt, 3/8"-16 x 3 1/2"
52	G10548401	12	6 Section Clamp Plate
53	---	2	<a href="#">See "Auxiliary Work Lights" on page P215</a>
54	---	---	<a href="#">See "Pull Row Units Bulk Fill Hoses, 16 Row" on page P88</a> <a href="#">See "Pull Row Units Bulk Fill Hoses, 12 Row" on page P86</a> <a href="#">See "Split Row Units Bulk Fill Hoses, 16 Row" on page P89</a> <a href="#">See "Split Row Units Bulk Fill Hoses, 12 Row" on page P87</a>
55	---	1	<a href="#">See "Bulk Fill Scale Package" on page P98</a>
56	G10454701	1	R.H. Rail
57	G10454601	1	L.H. Rail
58	G10907801	1	Catwalk
59	G10909601	1	Bulk Fill Fan Mount
60	G10608001	2	Bulk Fill Hose Mount
61	GD4743	2	U-Bolt, 3" x 3" x 1/2"-13
62	GD35413-18	2	Edge Trim Protection, 1/4" x 1/2" x 18"
63	G10898	16	Carriage Bolt, 3/8"-16 x 2 3/4"
64	G11010901	1	Lift Sensor Bracket
65	GA18353	1	Position Switch Magnetic Reed
66	G10374	2	Hex Socket Head Cap Screw, 1/4"-20 x 1"
67	G11328	4	Flat Washer, 1/4"
68	G11320	2	Lock Nut, 1/4"-20, Grade B

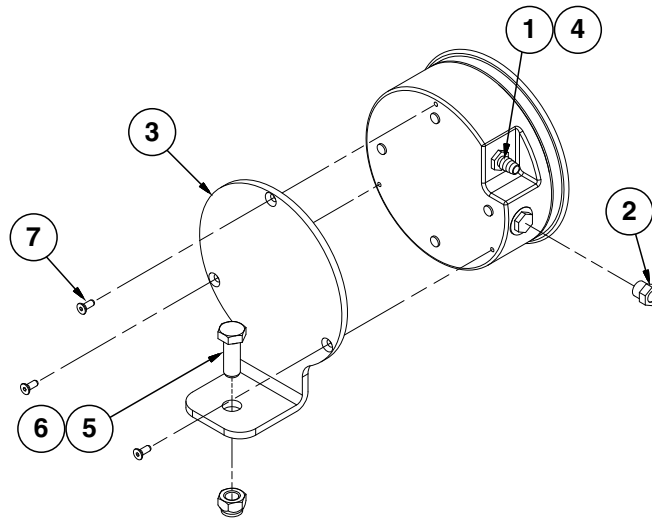
\*Hose not stocked by Kinze repair parts, but is available in bulk. Order GD6279-00.

16 Row





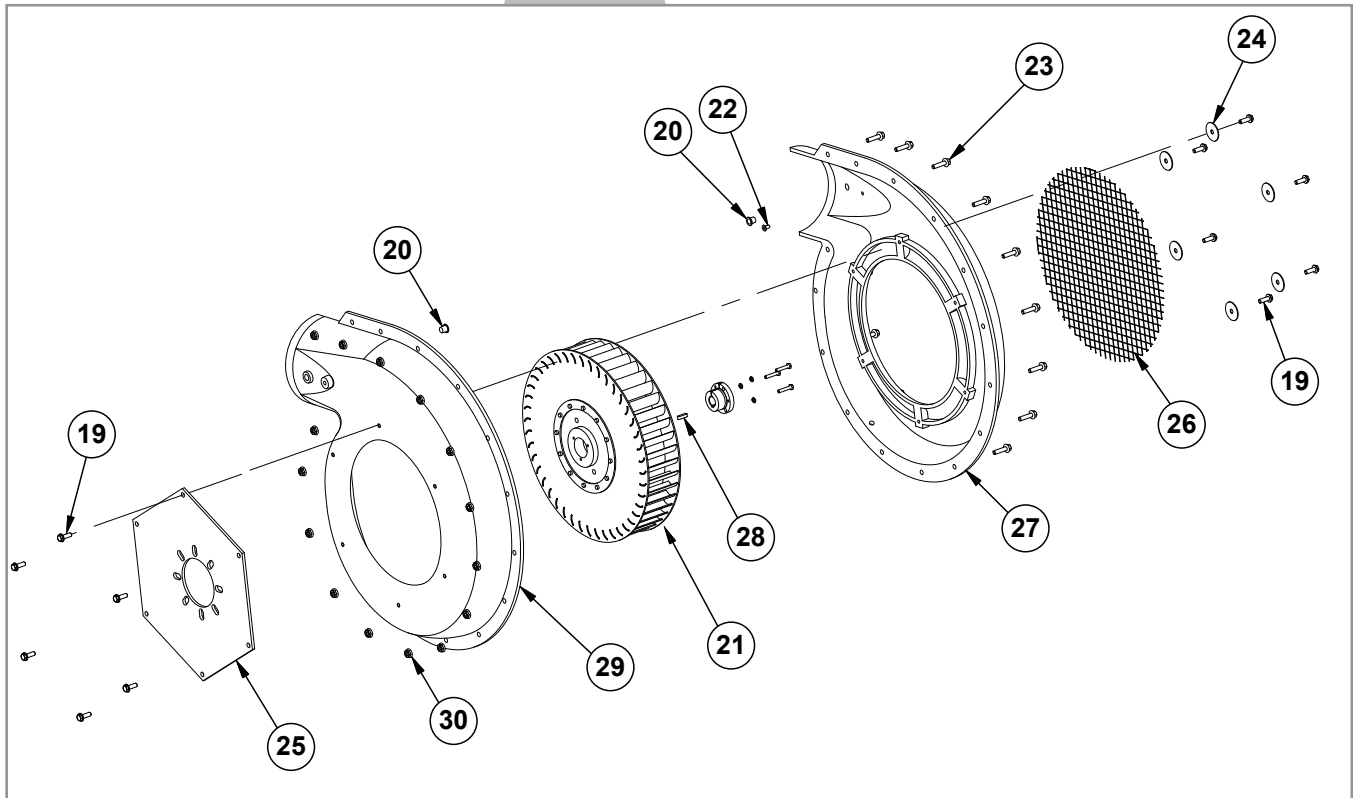
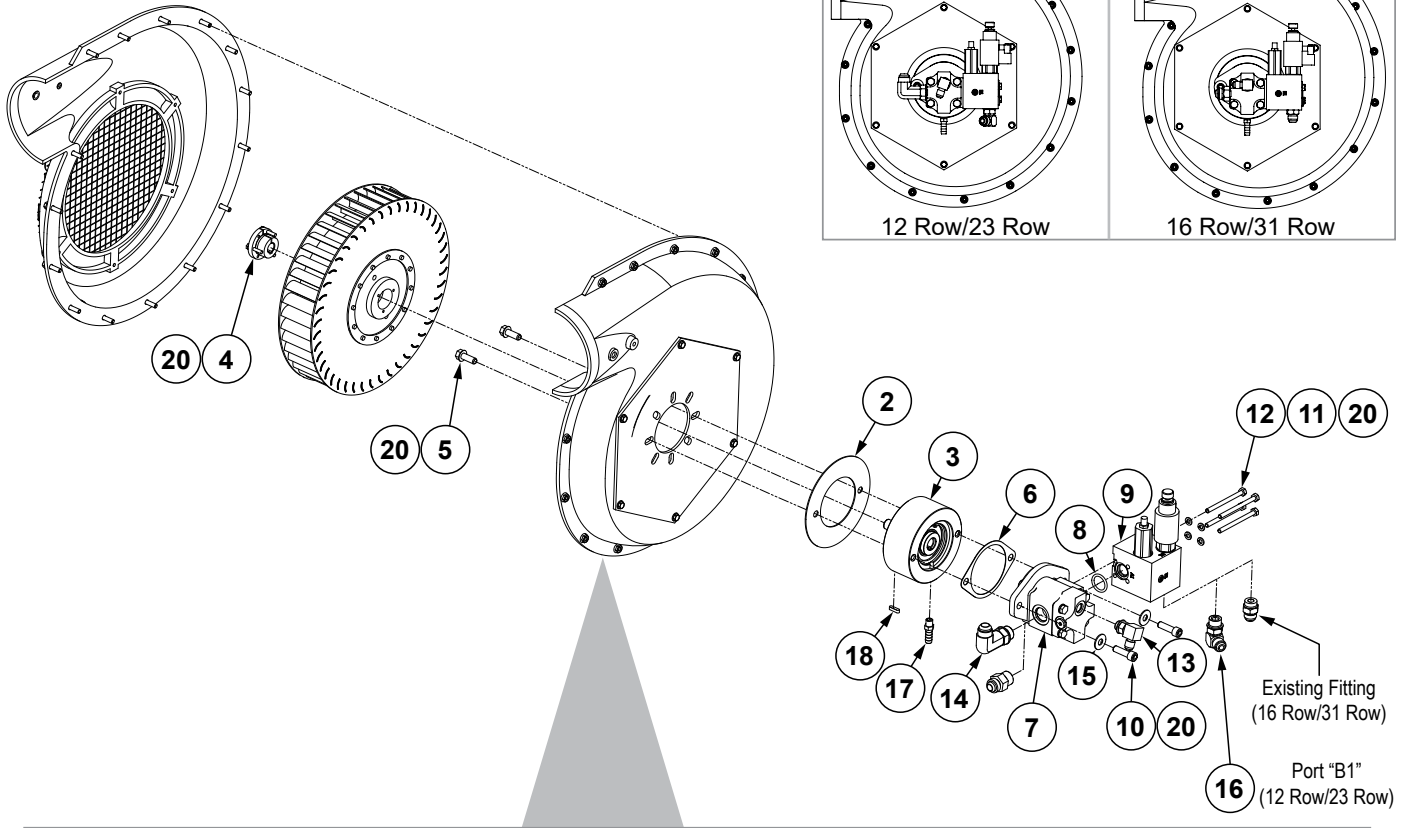
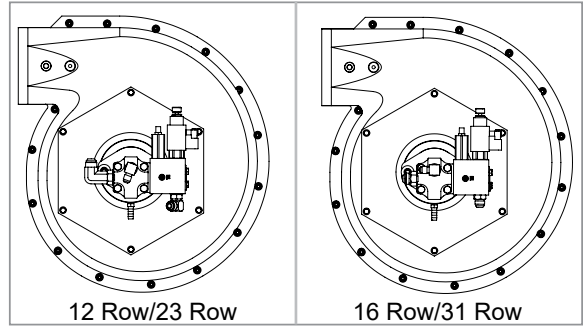
ITEM	PART NO.	QTY.	DESCRIPTION
1	---	1	<a href="#">See "Bulk Fill Tank and Entrainer Mounts, 40 Bushel" on page P92,</a> 12 Row
	---	1	<a href="#">See "Bulk Fill Tank and Entrainer Mounts, 60 Bushel" on page P94,</a> 16 Row
2	---	1	<a href="#">See "Bulk Fill Tank and Entrainer Mounts, 40 Bushel" on page P92,</a> 12 Row
	---	1	<a href="#">See "Bulk Fill Tank and Entrainer Mounts, 60 Bushel" on page P94,</a> 16 Row
3	G10908301	1	Front R.H. Bulk Fill Mount, 16 Row
4	G10908501	2	Front Inside Bulk Fill Mount, 16 Row
5	G10908201	1	Front L.H. Bulk Fill Mount, 16 Row
6	G10909301	2	Front Outside Bulk Fill Mount, 12 Row
7	G10909401	2	Front Inside Bulk Fill Mount, 12 Row
8	G10909501	2	Rear Outside Bulk Fill Mount, 12 Row
9	G10451301	2	Rear Spreader Mount, 12 Row
10	G10607501	1	Chute Mounting Bracket, 16 Row
11	G10607601	1	Chute Mounting Bracket, 16 Row
12	G10607401	2	Chute Mounting Bracket, 12 Row
13	GD20196	2	Clean Out Chute Clip
14	GD20194	1	Clean Out Chute Plate
15	G10450101	2	Vacuum Tube Mount
16	GB0493	1	Bulk Fill Manifold
17	G10915601	2	Side IPN Mount
18	GD19659-06	2	Black Hose, 4½" x 10", 12 Row
	GD19659-04	2	Black Hose, 4½" x 18", 16 Row
19	G10914801	1	Gauge Mount
20	---	1	<a href="#">See "Bulk Fill Pressure Gauge" on page P83</a>
21	G10051001	2	Bolt Clamp, 4" to 7¼"
22	GD28372	1	½" NPT Tee, Brass (Female/Male/Female)
23	GD35294	1	Hose Barb, ⅛"-27 NPTF x ⅜"
24	GD15849-02	1	Clear Plastic Tubing, ⅝" O.D. x 120"
25	G10925301	1	Center Chute Cleanout
26	GD16598	4	U-Bolt, 4" x 7" x ⅝"-11
27	G10107	0	Lock Nut, ⅝"-11
28	G11391	0	Flat Washer, ⅝" SAE
29	GD18954	4	U-Bolt, ⅝" x 6" x 6"
30	G10301	24	Carriage Bolt, ⅜"-16 x 1½"
31	G11091	4	Large Serrated Flange Nut, ⅜"-16
32	G10305	8	Carriage Bolt, ⅜"-16 x 1"
33	G10108	0	Lock Nut, ⅜"-16
34	G11387	0	Flat Washer, ⅜" SAE
35	GD19639	2	U-Bolt, 4½" x ⅜"-16
36	G10599	6	Carriage Bolt, ⅜"-16 x 1¼"
37	G11360	4	T-Bolt Hose Clamp, 4½"
38	G10057	8	Hex Head Cap Screw, ¼"-10 x 7"
39	G11392	16	Flat Washer, ¾" SAE
40	G10112	8	Lock Nut, ¾"-10
41	G10004	8	Hex Head Cap Screw, ⅝"-16 x 1¼"
42	G10348	2	Hex Head Cap Screw, ½"-13 x 5"



ITEM	PART NO.	QTY.	DESCRIPTION
1	GA21406	1	Analog Vacuum Gauge W/Hose Barb
	GR1777	-	Hose Barb, 3/16" x 1/8" NPT
2	GA10799	1	Breather, 1/8" Male NPT
3	GD15804	1	Mount
4	GD15849-04	1	Clear Plastic Tubing, 5/16" O.D. x 144"
5	G10001	1	Hex Head Cap Screw, 3/8"-16 x 1"
6	G10108	1	Lock Nut, 3/8"-16
7	G11215	3	Hex Socket Head Cap Screw, No. 6-32 x 3/8", Grade 8

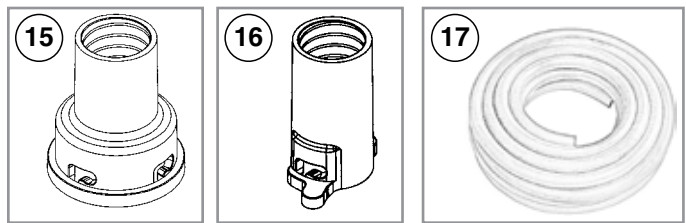
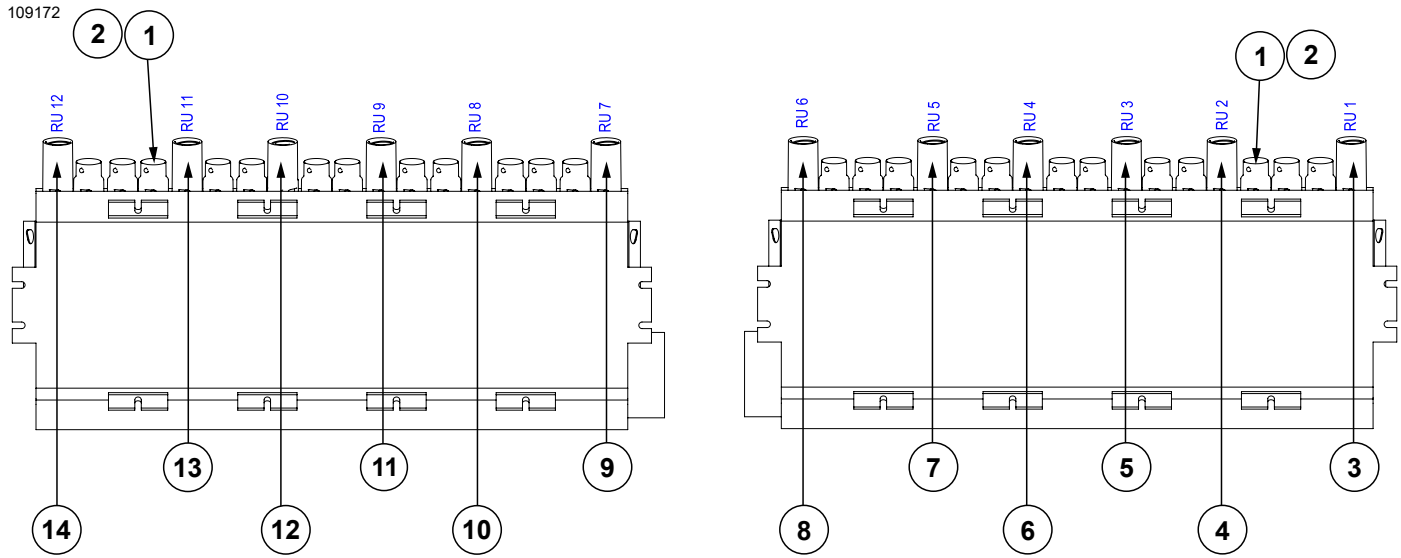
(109171)

Motor Orientation





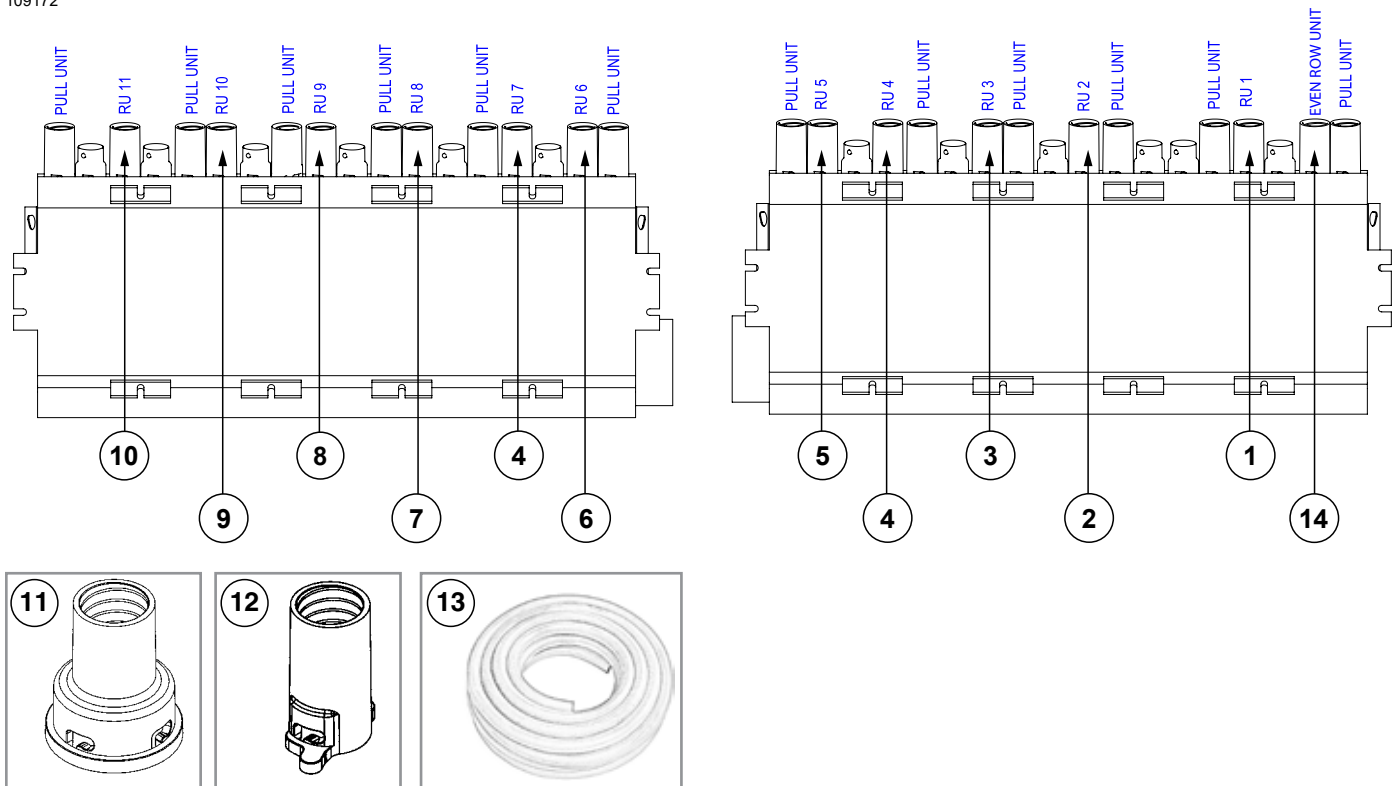
ITEM	PART NO.	QTY.	DESCRIPTION
1	---	---	---
2	GD25644	1	Cover Plate
3	GA25388 GD20928	1 -	Overhung Load Adapter Bearing (Included W/GA25388)
4	GR1961	1	Bushing, 5/8"
5	G11124	2	Hex Serrated Flange Cap Screw, 3/8"-16 x 1"
6	GD30882	1	2-Bolt Mount Gasket
7	G10164101 GR2381	1 -	Hydraulic Motor Hydraulic Motor Seal Kit
8	GD30262	1	O-Ring, No. 213
9	G10190101	1	<a href="#">See "Bulk Fill Fan Control Block" on page P191</a>
10	G11848	2	Hex Socket Head Cap Screw, 3/8"-16 x 1-1/4"
11	G10227	4	Lock Washer, 1/4"
12	G10162	4	Hex Head Cap Screw, 1/4"-20 x 3/4"
13	G6801-06 GR1045	1 -	Elbow W/O-Ring, 90°, 9/16"-18 Male JIC To O-Ring O-Ring
14	G6801-L-10 G6400-10 GR1466 GR1037	1 -	Long Elbow W/O-Ring, 90°, 7/8"-14 Male JIC To O-Ring, 12 Row/23 Row Connector W/O-Ring, 7/8"-14 Male JIC To O-Ring, 16 Row/31 Row O-Ring, 12R/23R O-Ring, 16R/31R
15	G10210	2	Washer, 3/8" USS
16	G6801-08	1	Elbow W/O-Ring, 90°, 3/4"-16 Male JIC To O-Ring, 12 Row/23 Row
17	GD35294	1	Hose Barb, 1/8"-27 NPTF x 3/8"
18	GD21300	1	Key
19	G10988	12	Hex Non-Serrated Flange Cap Screw, 1/4"-20 x 3/4"
20	GR1979	2	Plastic Plug, 7/16"
21	GR2109	1	Impellor
22	GR1978	1	Plastic Plug, 1/4"
23	G11409	15	Hex Serrated Flanged Cap Screw, 1/4"-20 x 1"
24	GR1977	6	Fender Washer, 1/4"
25	GR1969	1	Backing Plate
26	GR1967	1	Screen
27	GR1965	1	Non-Flanged Outer Case
28	GD21300	1	Key Stock 3/16" x 3/4"
29	GR1966	1	Non-Flanged Inner Case
30	G10621	15	Serrated Flange Nut, 1/4"-20
A	GA14572	1	Bulk Fill Fan Assembly (Items 19-30)



ITEM	PART NO.	QTY.	DESCRIPTION
1	GB0431	24	Bulk Fill Small Cap
2	GD19508	24	Small O-Ring
3	*A27295-181	1	Hose Assembly, 1¼" x 181"
4	*A27295-158	1	Hose Assembly, 1¼" x 158"
5	*A27295-138	1	Hose Assembly, 1¼" x 138"
6	*A27295-105	1	Hose Assembly, 1¼" x 105"
7	*A27295-63	1	Hose Assembly, 1¼" x 63"
8	*A27295-71	1	Hose Assembly, 1¼" x 71"
9	*A27295-78	1	Hose Assembly, 1¼" x 78"
10	*A27295-54	1	Hose Assembly, 1¼" x 54"
11	*A27295-101	1	Hose Assembly, 1¼" x 101"
12	*A27295-128	1	Hose Assembly, 1¼" x 128"
13	*A27295-172	1	Hose Assembly, 1¼" x 172"
14	*A27295-185	1	Hose Assembly, 1¼" x 185"
15	GB0425	-	Dissipator Quick Coupler
16	GB0429	-	Seed Entrainer Quick Coupler
17	GR1947	-	Bulk Fill Hose, 1" I.D. x 1¼" O.D. x 100'

\*Hose not stocked by Kinze repair parts, but is available in bulk (GR1947).

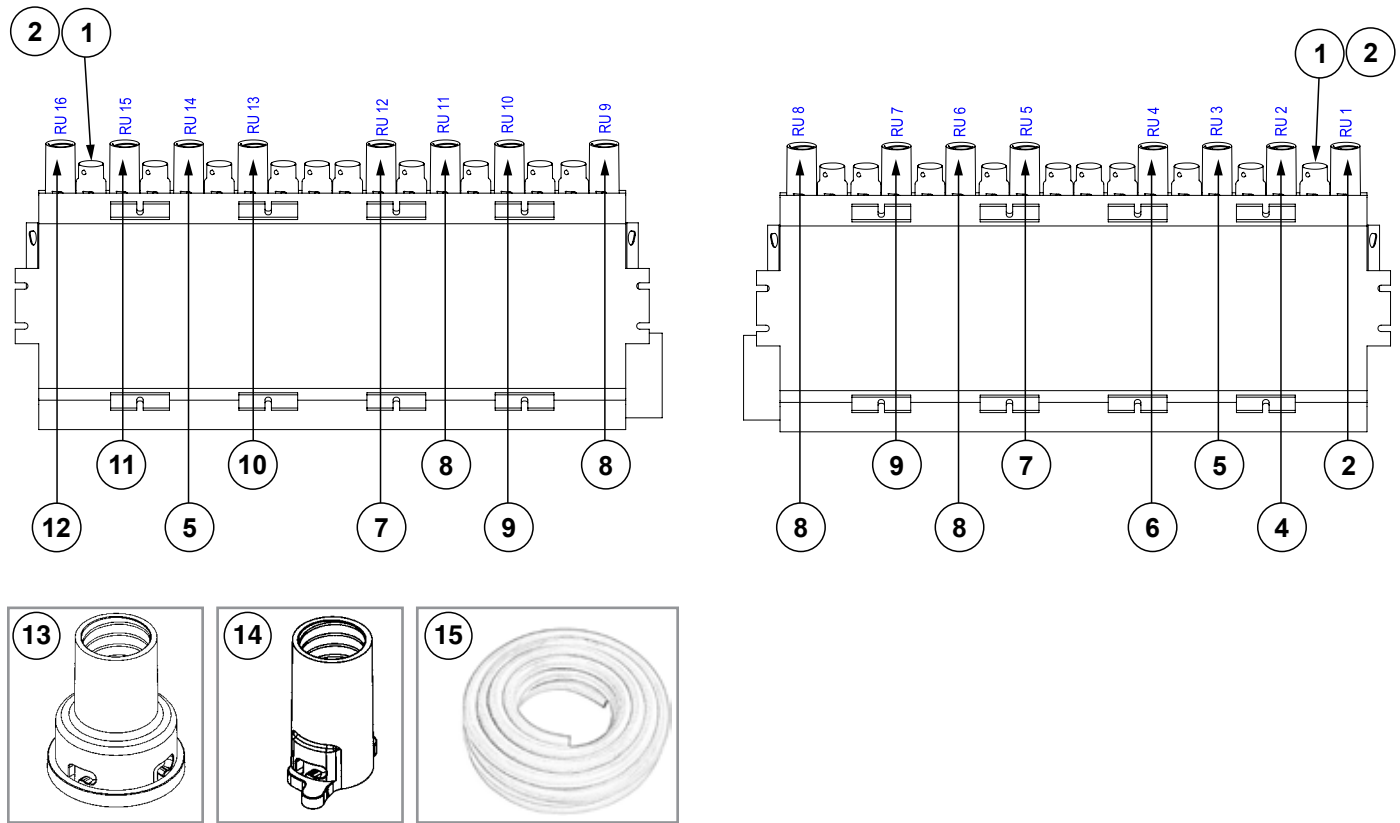
109172



ITEM	PART NO.	QTY.	DESCRIPTION
1	*A27295-175	1	Hose Assembly, 1¼" x 175"
2	*A27295-143	1	Hose Assembly, 1¼" x 143"
3	*A27295-118	1	Hose Assembly, 1¼" x 118"
4	*A27295-70	2	Hose Assembly, 1¼" x 70"
5	*A27295-65	1	Hose Assembly, 1¼" x 65"
6	*A27295-84	1	Hose Assembly, 1¼" x 84"
7	*A27295-74	1	Hose Assembly, 1¼" x 74"
8	*A27295-112	1	Hose Assembly, 1¼" x 112"
9	*A27295-142	1	Hose Assembly, 1¼" x 142"
10	*A27295-176	1	Hose Assembly, 1¼" x 176"
11	GB0425	-	Dissipator Quick Coupler
12	GB0429	-	Seed Entrainer Quick Coupler
13	GR1947	-	Bulk Fill Hose, 1" I.D. x 1¼" O.D. x 100'
14	*A27295-184	1	Hose Assembly, 1¼" x 184"

\*Hose not stocked by Kinze repair parts, but is available in bulk (GR1947).

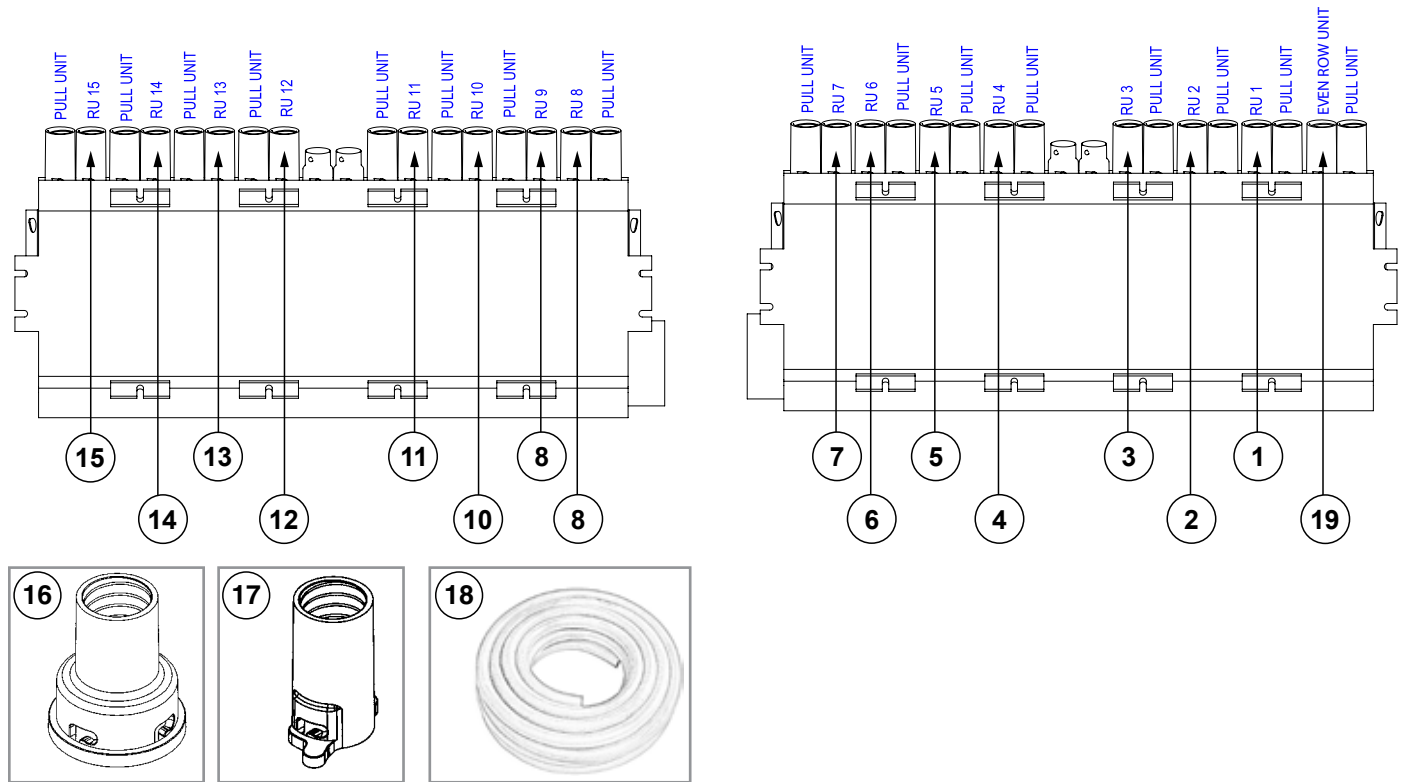
109172



ITEM	PART NO.	QTY.	DESCRIPTION
1	GB0431	20	Bulk Fill Small Cap
2	GD19508	20	Small O-Ring
3	*A27295-232	1	Hose Assembly, 1 1/4" x 232"
4	*A27295-205	1	Hose Assembly, 1 1/4" x 205"
5	*A27295-185	2	Hose Assembly, 1 1/4" x 185"
6	*A27295-143	1	Hose Assembly, 1 1/4" x 143"
7	*A27295-133	2	Hose Assembly, 1 1/4" x 133"
8	*A27295-81	4	Hose Assembly, 1 1/4" x 81"
9	*A27295-71	2	Hose Assembly, 1 1/4" x 71"
10	*A27295-141	1	Hose Assembly, 1 1/4" x 141"
11	*A27295-206	1	Hose Assembly, 1 1/4" x 206"
12	*A27295-236	1	Hose Assembly, 1 1/4" x 236"
13	GB0425	-	Dissipator Quick Coupler
14	GB0429	-	Seed Entrainer Quick Coupler
15	GR1947	-	Hose Assembly, 1" I.D. x 1 1/4" O.D. x 100'

\*Hose not stocked by Kinze repair parts, but is available in bulk (GR1947).

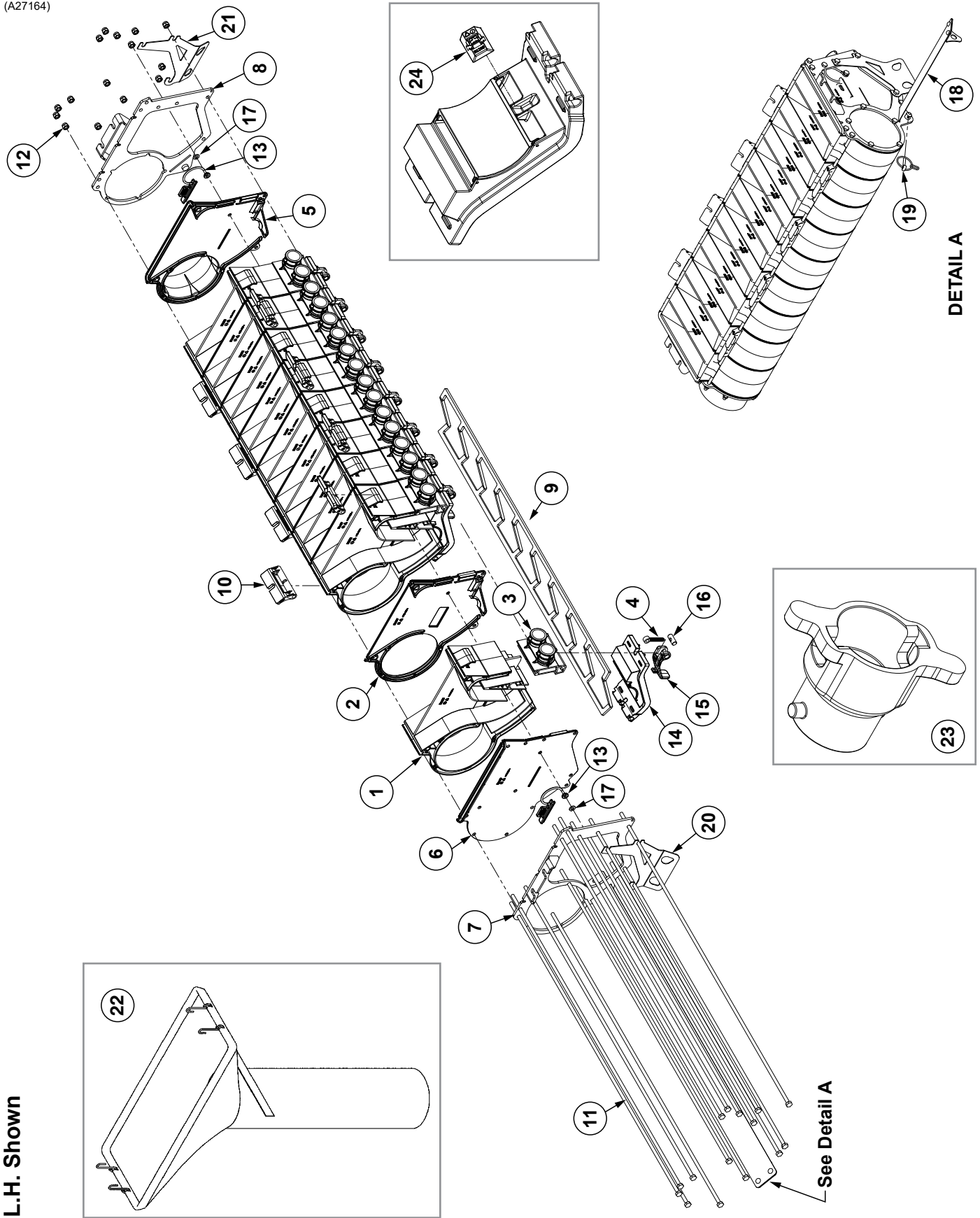
109172



ITEM	PART NO.	QTY.	DESCRIPTION
1	*A27295-225	1	Hose Assembly, 1¼" x 225"
2	*A27295-195	1	Hose Assembly, 1¼" x 195"
3	*A27295-172	1	Hose Assembly, 1¼" x 172"
4	*A27295-145	1	Hose Assembly, 1¼" x 145"
5	*A27295-104	1	Hose Assembly, 1¼" x 104"
6	*A27295-106	1	Hose Assembly, 1¼" x 106"
7	*A27295-80	1	Hose Assembly, 1¼" x 80"
8	*A27295-82	1	Hose Assembly, 1¼" x 82"
9	*A27295-85	1	Hose Assembly, 1¼" x 85"
10	*A27295-102	1	Hose Assembly, 1¼" x 102"
11	*A27295-110	1	Hose Assembly, 1¼" x 110"
12	*A27295-140	1	Hose Assembly, 1¼" x 140"
13	*A27295-168	1	Hose Assembly, 1¼" x 168"
14	*A27295-200	1	Hose Assembly, 1¼" x 200"
15	*A27295-228	1	Hose Assembly, 1¼" x 228"
16	GB0425	-	Dissipator Quick Coupler
17	GB0429	-	Seed Entrainer Quick Coupler
18	GR1947	-	Hose Assembly, 1" I.D. x 1¼" O.D. x 100'
19	*A27295-237	1	Hose Assembly, 1¼" x 237"

\*Hose not stocked by Kinze repair parts, but is available in bulk (GR1947).

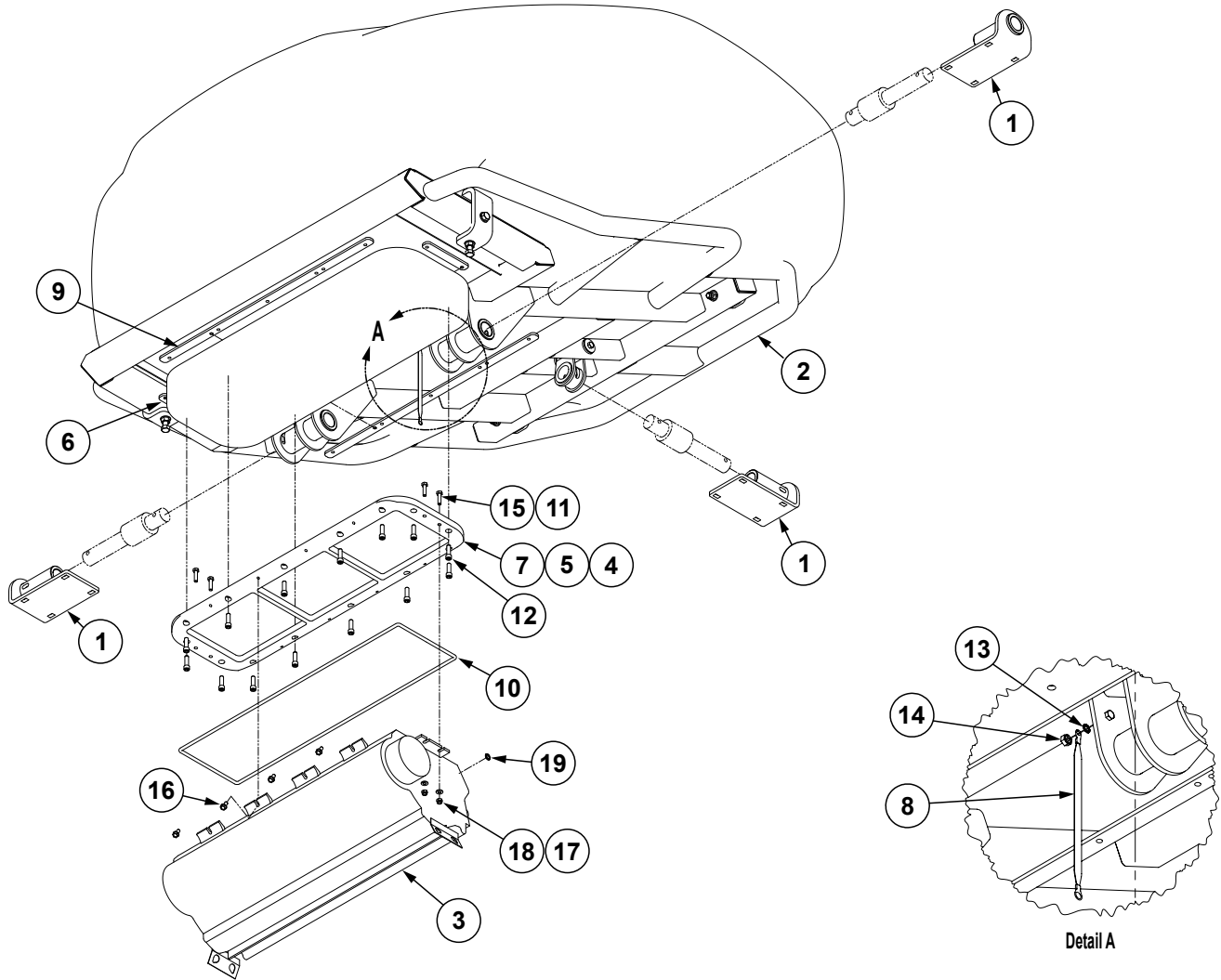
(A27164)



L.H. Shown

ITEM	PART NO.	QTY.	DESCRIPTION
1	GB1195	9	Entrainer Section
2	GB1197	8	Entrainer Interior Wall
3	GB1196	9	Entrainer Outlet Dual, 1"
4	GD19864	9	Eye Bolt, 1/4"-20 x 1.83"
5	GB1201 GB1200	1	Entrainer Inlet, L.H. Entrainer Inlet, R.H.
6	GB1199 GB1198	1	Entrainer End Cap, L.H. Entrainer End Cap, R.H.
7	G10950901	1	Entrainer Retainment Assembly, L.H.
8	G10950801	1	Entrainer Retainment Assembly, R.H.
9	G10301401	1	Cleanout Door Gasket, 18 Section
10	GB1204	8	Entrainer Mount Adapter
11	G10936301	15	Hex Head Cap Screw, 1/4"-20 x 3 1/4", Grade 2
12	G11320	15	Lock Nut, 1/4"-20, Grade B
13	GB0444	2	Bulk Fill Shutoff Door Plug
14	GA26104	9	Entrainer Door
15	GB1203	9	Entrainer Door Latch
16	GD21080	9	Cam Nut, 1/4"-20
17	G11328	2	Washer, 1/4"
18	G10495101	1	Entrainer Slide
19	G10973901	1	Pin W/Chain, 3/16" x 1 5/16"
20	G10017201	1	Bulk Fill Chute Hanger
21	G10017301	1	Bulk Fill Chute Hanger
22	G10925301	1	Cleanout Chute, 36 Row
23	GB0431	-	Bulk Fill Small Cap (If Applicable)
24	GB1205	-	Entrainer Insert
A	GA27161	-	18 Section Bulk Fill Entrainer Assembly, R.H. (Items 1-21)
B	GA27164	-	18 Section Bulk Fill Entrainer Assembly, L.H. (Items 1-21)

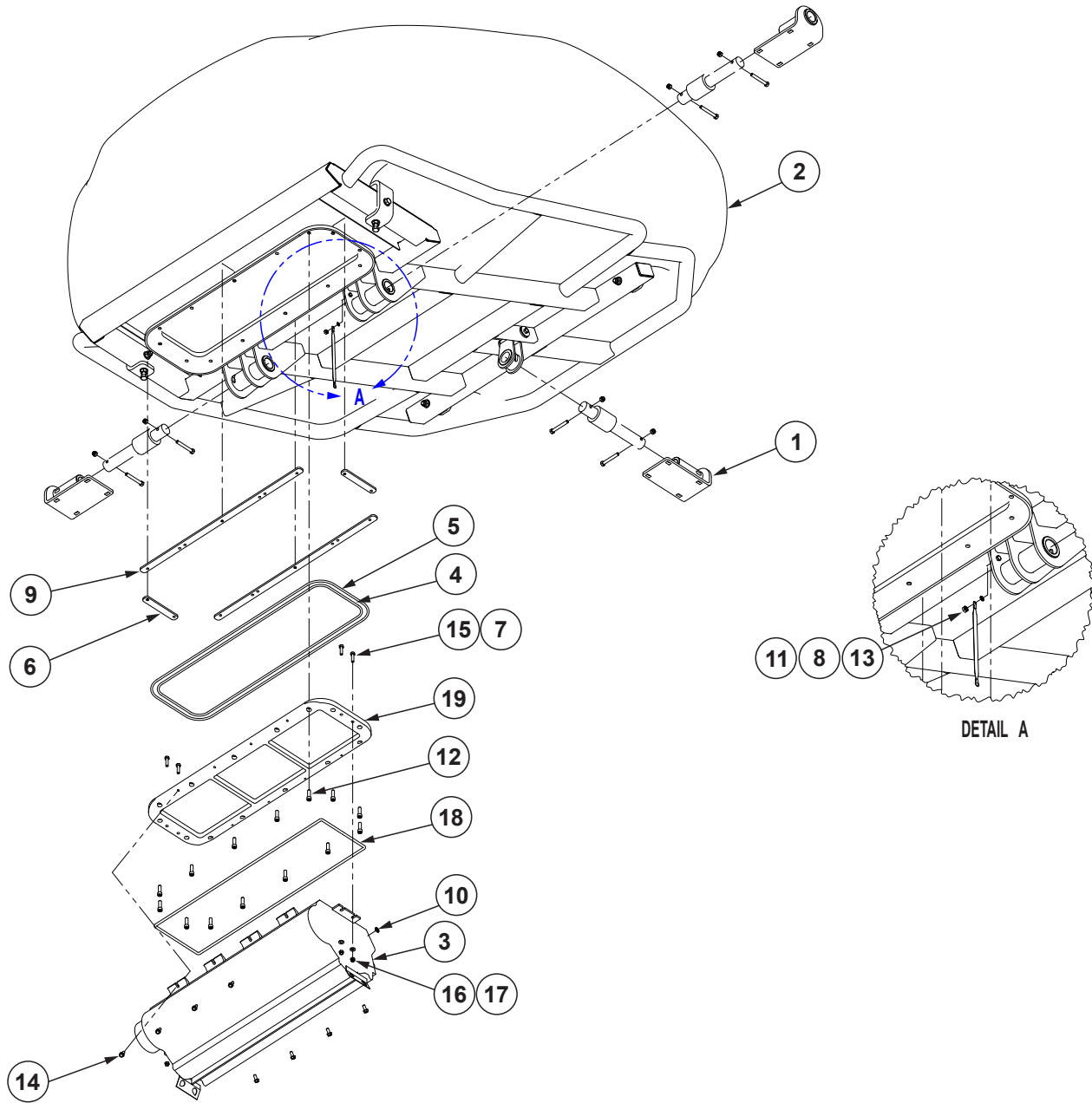
(105752)





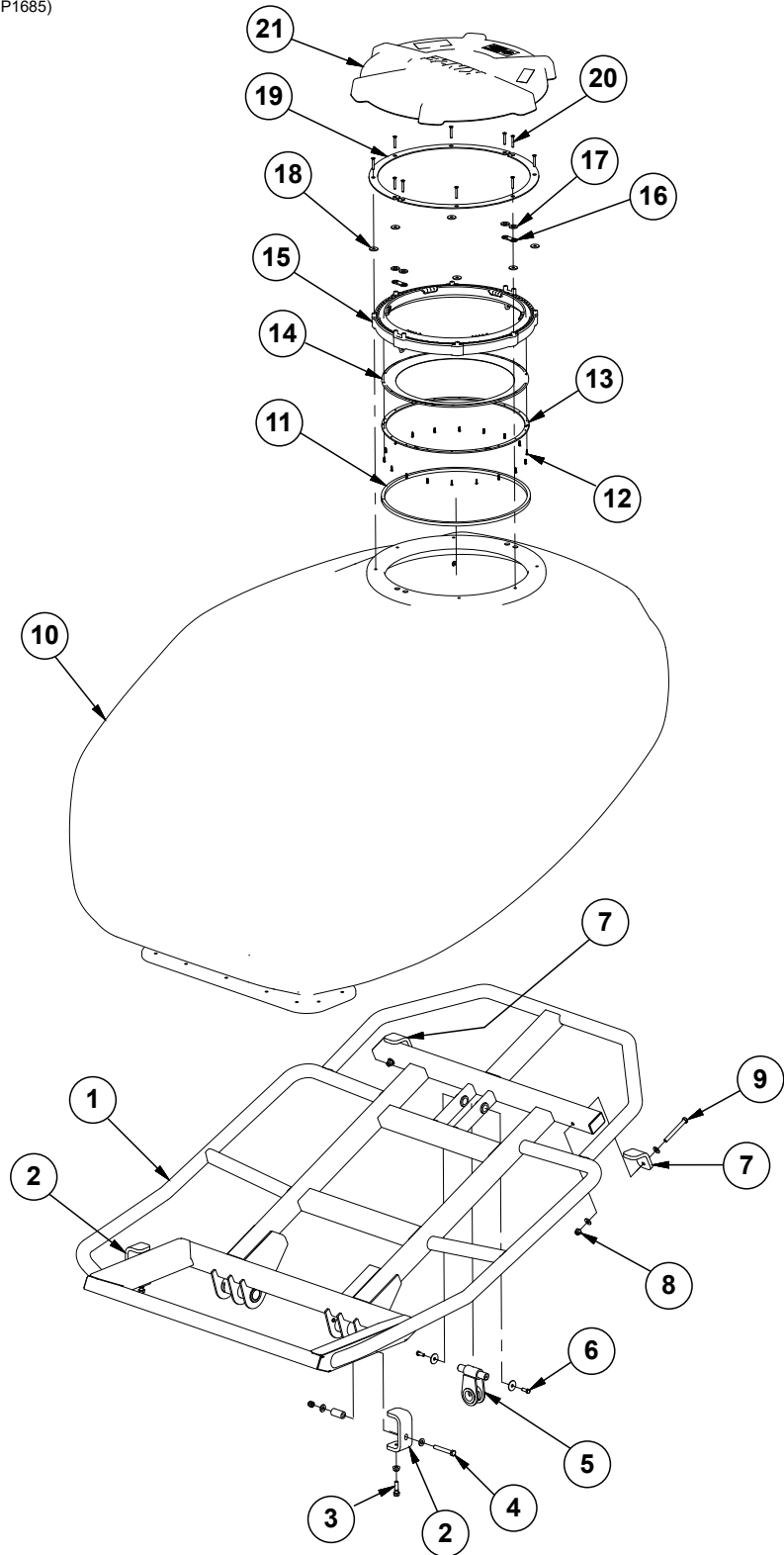
ITEM	PART NO.	QTY.	DESCRIPTION
1	GA14041	3	Bulk Fill Tank Mount
2	G10057601	1	<a href="#">See "Bulk Fill Tank Assembly" on page P96</a>
3	---	---	<a href="#">See "Bulk Fill Entrainer Assembly" on page P90</a>
4	GD19690-05	1	Ribbon Sealer, 8.25'
5	GD19690-06	1	Ribbon Sealer, 9'
6	GD20923	2	Entrainer Mount Tap Block, Short
7	GD37002	1	Entrainer Adapter, 16 Row
8	GD27607	1	Ground Strap
9	G10057501	2	Entrainer Mount Tap Block, Long
10	G10302501	1	Foam Cord, 58", 40 Bushel Tank
11	---	---	---
12	G11261	14	Hex Socket Head Cap Screw, 3/8"-16 x 1"
13	G11249	1	External Tooth Washer, 1/4"
14	G11528	1	Hex Nut W/External Tooth Washer, 1/4"-20
15	G10171	4	Hex Head Cap Screw, 5/16"-18 x 1 1/4"
16	G10961	8	Flanged Whiz Lock Screw, 5/16"-18 x 3/4", No Serration
17	G11386	4	Flat Washer, 5/16" SAE
18	G11182	4	Lock Nut W/Nylon Insert, 5/16"-18
19	G10529	1	External Tooth Lock Washer, 3/8"

(100227)



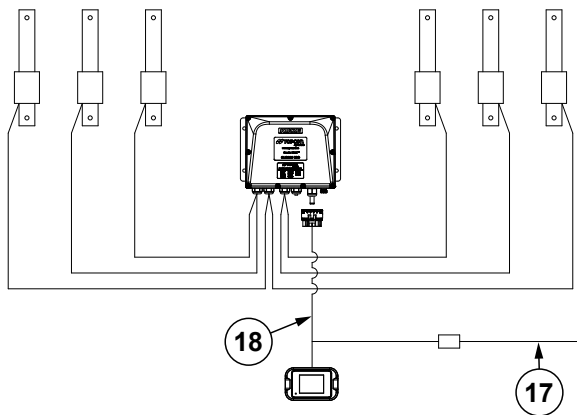
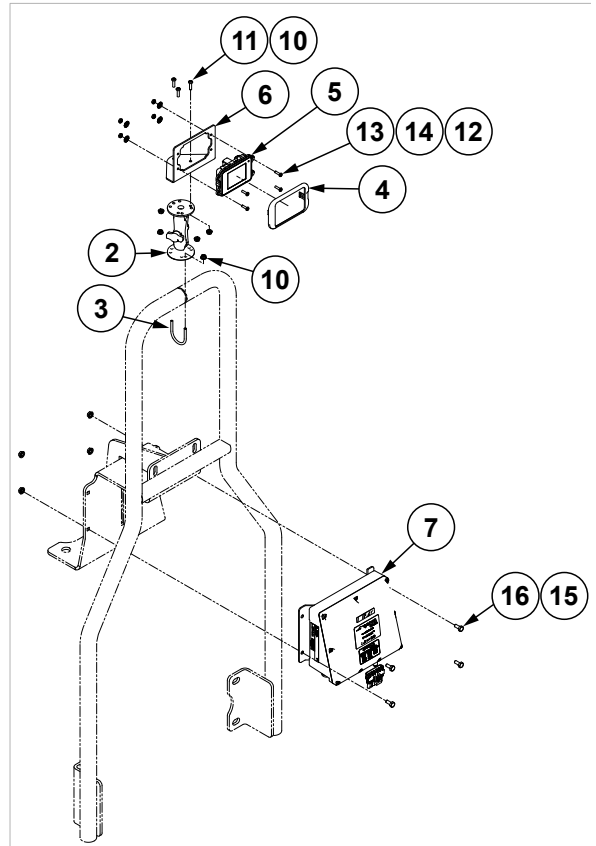
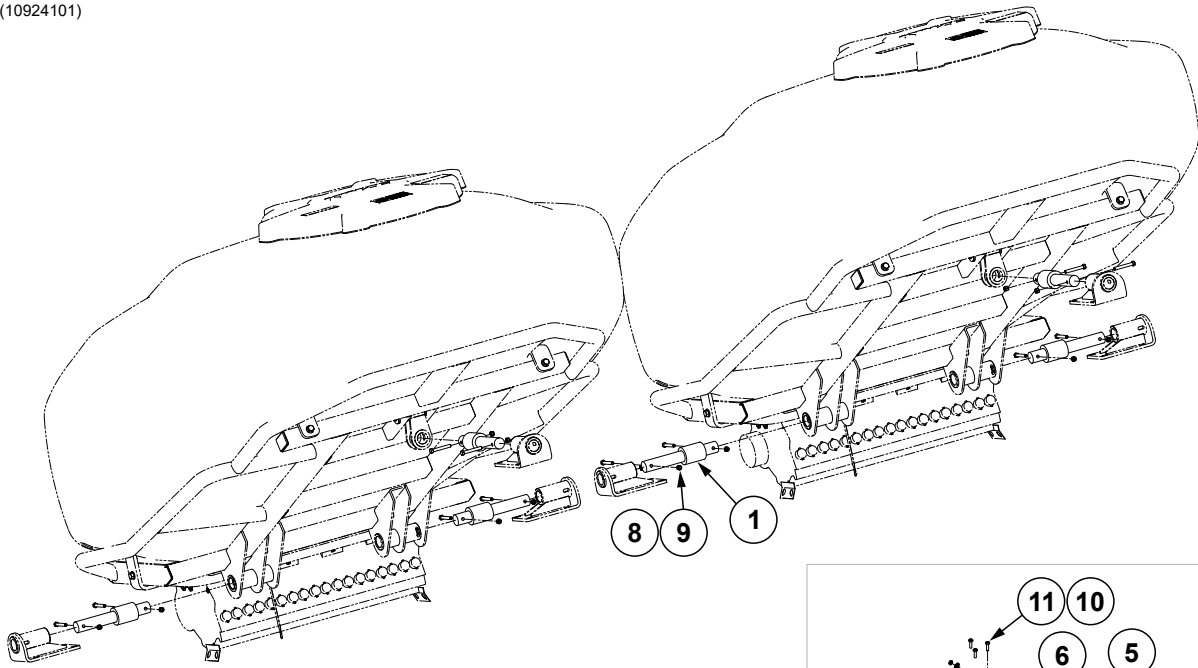
ITEM	PART NO.	QTY.	DESCRIPTION
1	GA14041	3	Bulk Fill Tank Mount
2	G10129401	1	<a href="#">See "Bulk Fill Tank Assembly" on page P96</a>
3	GA27164	1	<a href="#">See "Bulk Fill Entrainer Assembly" on page P90</a>
4	GD19690-05	1	Ribbon Sealer, 8.25'
5	GD19690-06	1	Ribbon Sealer, 9'
6	GD20923	2	Entrainer Mount Tap Block, Short
7	---	---	---
8	GD27607	1	Ground Strap
9	G10057501	2	Entrainer Mount Tap Block
10	G10529	1	External Tooth Lock Washer, 3/8"
11	G11249	1	External Tooth Washer, 1/4"
12	G11848	14	Hex Socket Head Cap Screw, 3/8"-16 x 1 1/4"
13	G11528	1	Hex Nut W/External Tooth Washer, 1/4"-20
14	G10961	8	Hex Non-Serrated Flange Cap Screw, 5/16"-18 x 3/4", Grade 5
15	G10171	4	Hex Head Cap Screw, 5/16"-18 x 1 1/4"
16	G11182	4	Lock Nut W/Nylon Insert, 5/16"-18
17	G11386	4	Flat Washer, 5/16" SAE
18	G10302503	1	Foam Cord, 78.651"
19	G10109101	1	Entrainer Adapter, 18 Row

(IP1685)



ITEM	PART NO.	QTY.	DESCRIPTION
1	GA17032	1	40 Bushel Bulk Fill Cradle, 12 Row
	GA17033	-	55 Bushel Bulk Fill Cradle, 16 Row
2	GD24693	2	Side Tank Clip
3	G11519	2	Hex Head Cap Screw, ½"-13 x 1¾"
	G10071	2	Serrated Flange Nut, ½"-13
4	G10033	2	Hex Head Cap Screw, ½"-13 x 3½"
	GD4887-27	2	Sleeve, 1" O.D. x .562 I.D. x 2"
	G11389	4	Flat Washer, ½" Plated SAE
	G10974	2	Lock Nut W/Nylon Insert, ½"-13
5	GA14040	1	Rear Tank Mount, 12 Row
	GA17034	-	Rear Tank Mount, 16 Row
	GD20037	1	Pin, 1" x 5¾"
6	G10001	2	Hex Head Cap Screw, ¾"-16 x 1"
	G10201	2	Special Washer, ¾" x 1½" O.D.
7	GD24695	2	Rear Tank Clip
8	G10974	2	Lock Nut W/Nylon Insert, ½"-13
	G11389	2	Flat Washer, ½" Plated SAE
9	G10045	2	Hex Head Cap Screw, ½"-13 x 4½"
	G11389	2	Flat Washer, ½" Plated SAE
10	G10928601	1	40 Bushel Bulk Fill Tank, 12 Row
	G10128401	1	55 Bushel Bulk Fill Tank, 16 Row (Shown)
11	GD35274-01	1	Ribbon Sealer, 66½"
12	G11522	18	Phillip Pan Head Tapping Screw, #8-18 x ⅝"
13	GD24386	6	Bulk Fill Lid Seal Ring Segment
14	GB0675	1	Bulk Fill Tank Lid Seal
15	GB1206	1	Bulk Fill Tank Lid Latch
16	GB0905	2	Lid Seal Ring Spacer
17	GD24754	4	Foam Seal
18	GD35857	6	Foam Seal Washer
19	GD35844	2	Top Ring Mount Plate
20	G10132501	10	Hex Flange Head Cap Screw, ¼"-20 x 1¾"
21	GB0673	1	Bulk Fill Tank Lid
22	G11386	1	Flat Washer, ⅝" SAE
23	GD24879-01	1	Rope Tether, 36"

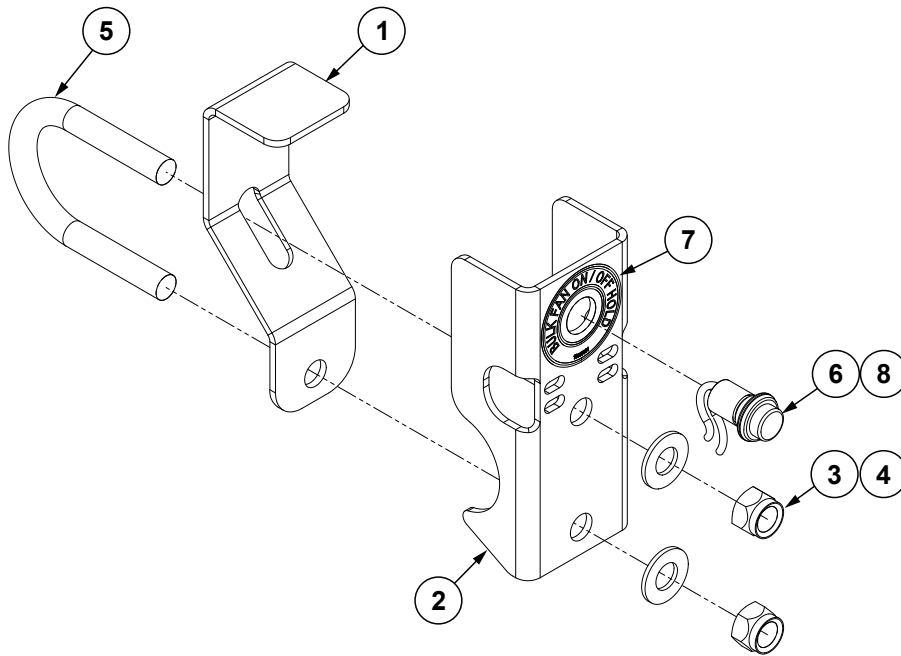
(10924101)



Connects to Bulk Fill IPN  
"J1" and "J2"

ITEM	PART NO.	QTY.	DESCRIPTION
1	GA14135	6	Load Cell
2	GA12403	1	Mounting Bracket Assembly, Includes: (2) Mounting Brackets, (2) Connector Halves, (1) Compression Spring
3	GD20282	1	U-Bolt, #10-32
4	G10267101	1	PHD28 Bezel
5	G10488901	1	PHD28 Scale Display
6	G10242601	1	Display Mount Bracket
7	G10002701	1	CAN Scale Module
8	G10325	12	Hex Head Cap Screw, 3/8"-16 x 2 3/4"
9	G10108	12	Lock Nut, 3/8"-16
10	G11284	5	Serrated Flange Nut, No. 8-32
11	G11401	3	Phillips Pan Head Machine Screw, No. 10-32 x 3/4", Stainless Steel
12	G10251	4	Hex Nut, No. 8-32
13	G11065	4	Phillips Pan Head Machine Screw, No. 8-32 x 5/8", Stainless Steel
14	G10931	4	Lock Washer, No. 8, Internal/External, Stainless Steel
15	G10621	4	Serrated Flange Nut, 1/4"-20
16	G10020	4	Hex Head Cap Screw, 1/4"-20 x 5/8"
17	G10946701	1	CAN Stub Harness
18	G10242801	1	PHD28 Bulk Fill Scale CAN Cable

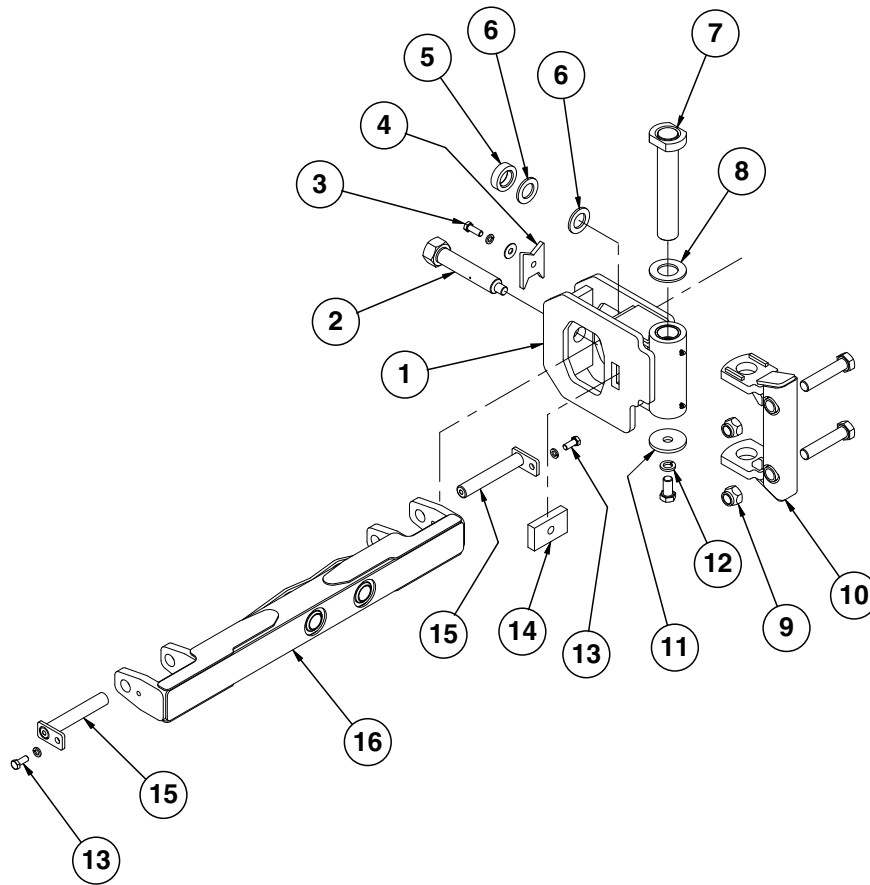
(109674)



ITEM	PART NO.	QTY.	DESCRIPTION
1	G10967101	1	Fan Switch Bracket
2	G10967201	1	Fan Switch Mount
3	G10108	2	Lock Nut, 3/8"-16
4	G11387	2	Flat Washer, 3/8" SAE
5	GD27190	1	U-Bolt, 1 1/2" x 3/8"-16
6	GA15485	1	Button
7	---	1	<a href="#">See "Decals, Paint, and Miscellaneous" on page P277</a>
8	G10963101	1	Bulk Fill Shutoff Intercept Harness



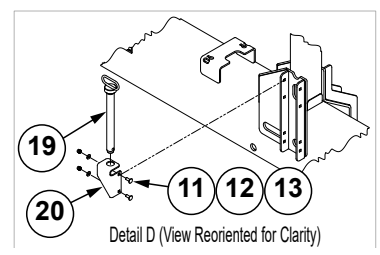
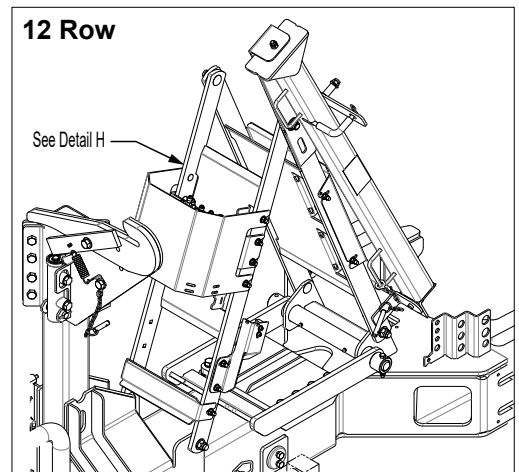
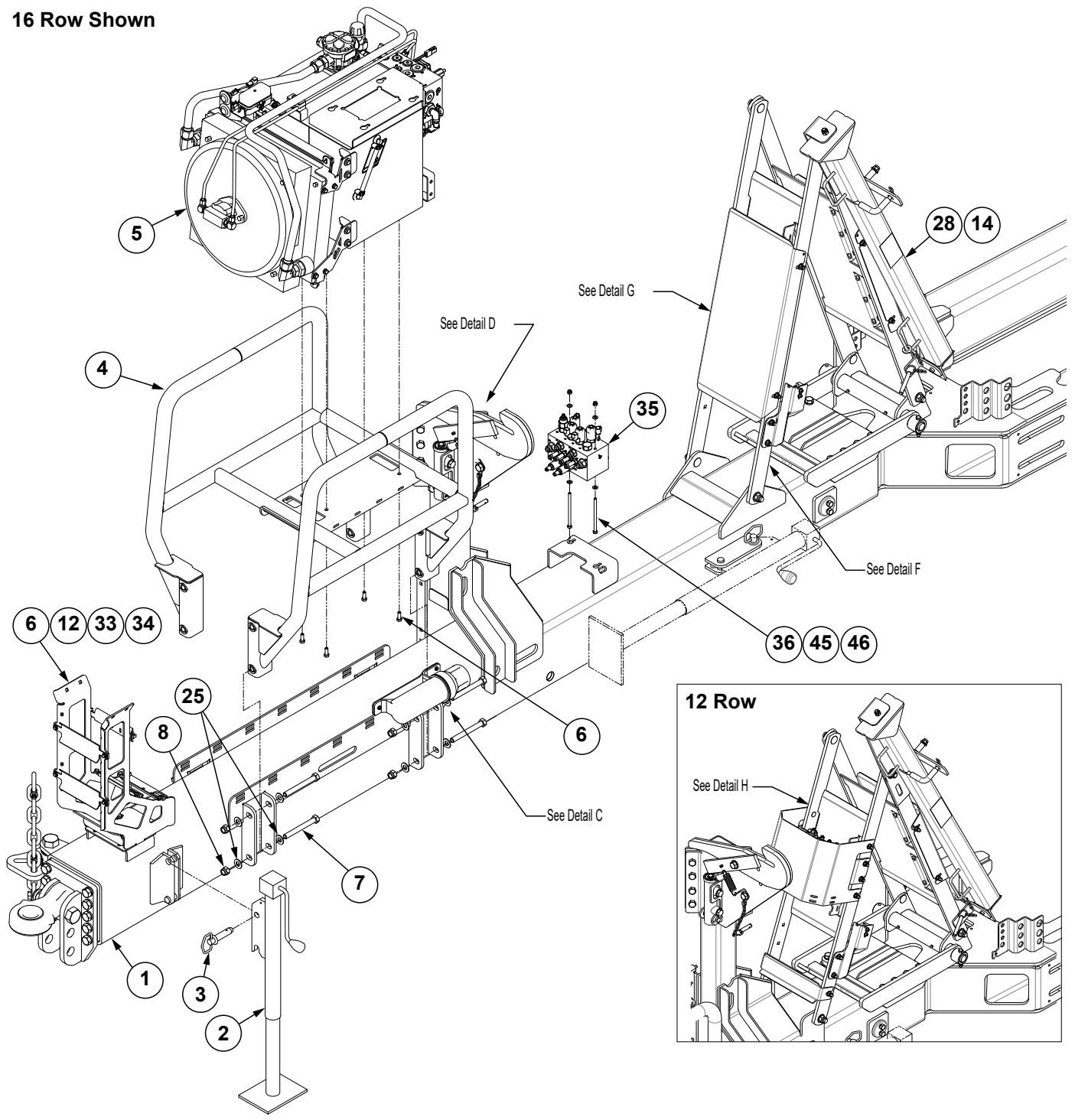
(IP1012)

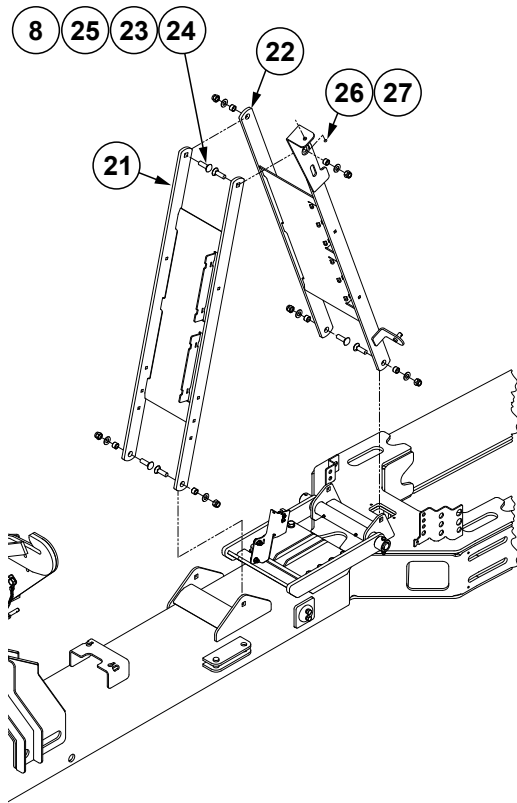


ITEM	PART NO.	QTY.	DESCRIPTION
1	GA13665	1	Hitch Pivot
2	GA13673	1	Pivot Pin
3	G10005	1	Hex Head Cap Screw, 7/8"-11 x 1 1/4"
	G11391	1	Flat Washer, 5/8" SAE
	G10230	1	Lock Washer, 5/8"
4	GD15100	1	Pivot Lock
5	GD16226	1	Sleeve, 3" O.D. x 1 25/32" x 29/32" Thick
6	GD16303	2	Washer, 3" O.D. x 1 25/32" x 1/4" Thick
7	GA12163	1	Pin, 13 3/8"
8	GD15725	1	Washer, 4" O.D. x 2 1/4" I.D. x 1/4"
9	G10169	2	Hex Head Cap Screw, 1 1/4"-7 x 6"
	G10157	2	Lock Nut, 1 1/4"-7
10	GA13783	1	Pivot Mount
11	GD17245	1	Washer, 4" O.D. x 1 1/32" I.D. X 3/8"
12	G11223	1	Hex Head Cap Screw, 1"-8 x 2"
	G10118	1	Lock Washer, 1"
13	G10007	2	Hex Head Cap Screw, 5/8"-11 x 1 1/2"
	G10230	2	Lock Washer, 5/8"
14	GD19468	1	Tapped Bar
15	GA11079	2	Hammer Strap, Category 3 And 3N
16	GA12164	1	Hitch Bar

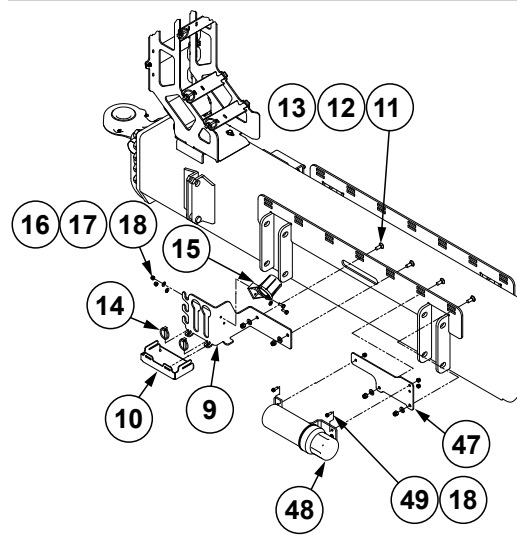
(108533)

16 Row Shown

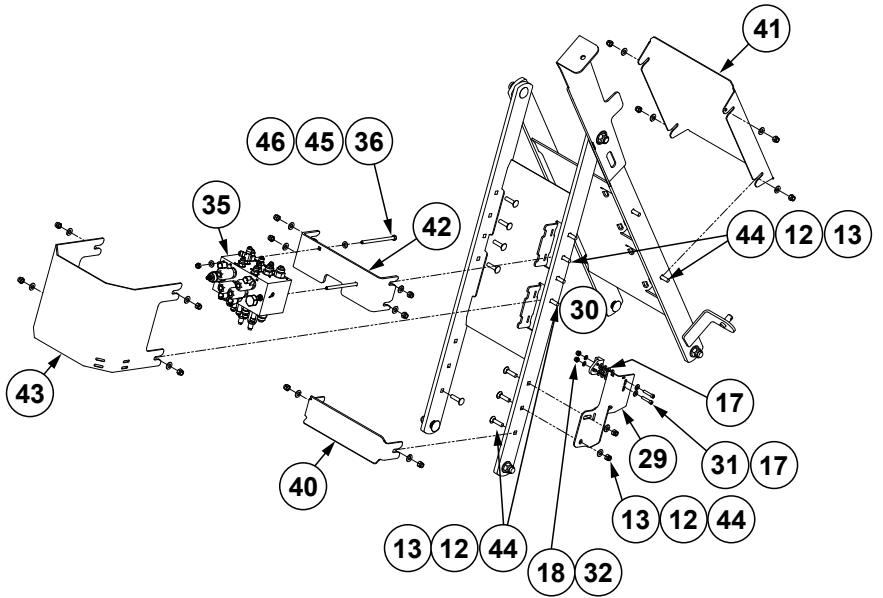




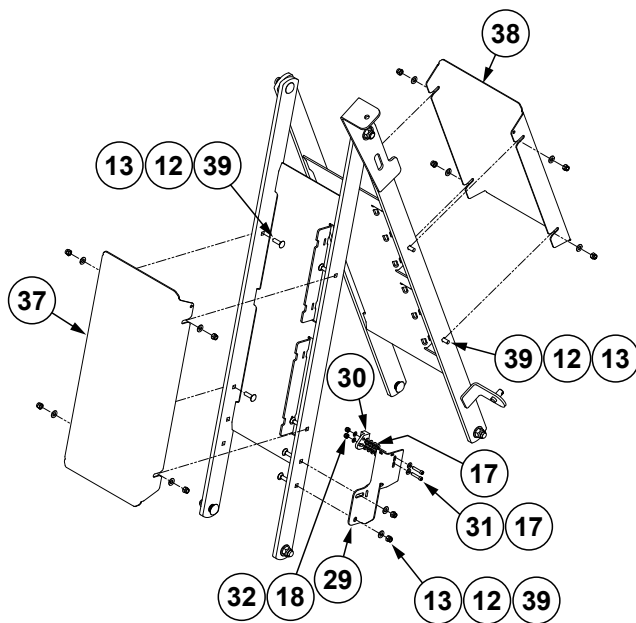
Detail F



Detail C  
(View Reoriented For Clarity)



Detail H  
12 Row

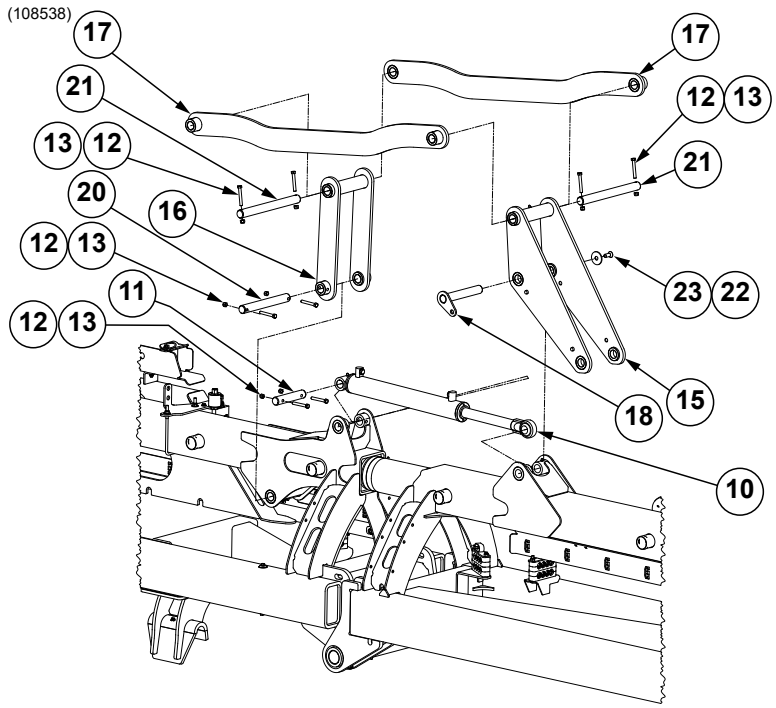


Detail G  
16 Row

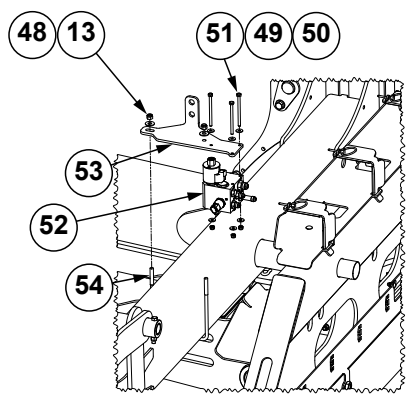
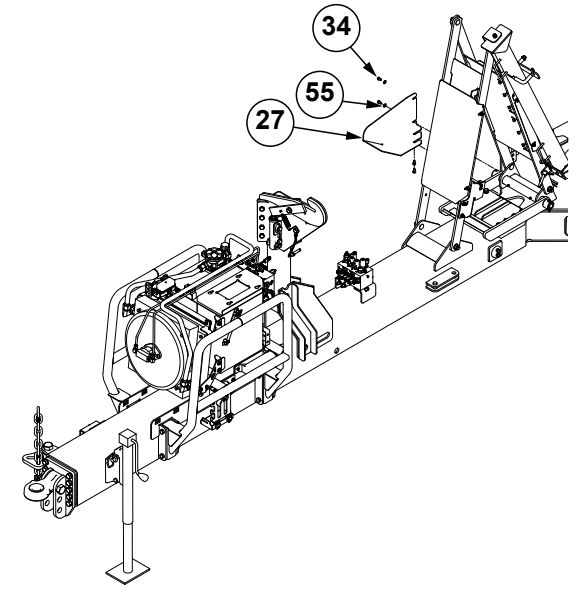
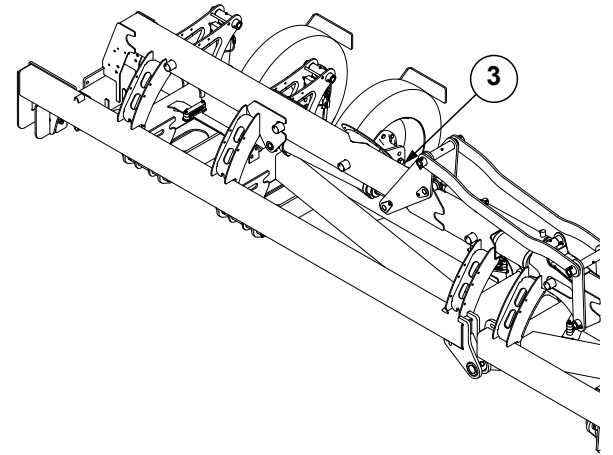
(Continued on following page.)

ITEM	PART NO.	QTY.	DESCRIPTION
1	---	1	<a href="#">See "Inner / Outer Hitch" on page P110</a>
2	G11044101	1	Jack Assembly
3	GA4995 GD5625	1	Detent Pin Assembly Lynch Pin, 3/16" (Included W/GD5625)
4	G10889501	1	PTO Cradle
5	---	1	<a href="#">See "PTO Pump Reservoir Assembly" on page P156</a>
6	G10001	8	Hex Head Cap Screw, 3/8"-16 x 1"
7	G10011	8	Hex Head Cap Screw, 5/8"-11 x 5/2"
8	G10107	14	Lock Nut, 5/8"-11
9	G10997201	1	Hose Holder
10	G10997301	1	Oil Reservoir
11	G10305	6	Carriage Bolt, 3/8"-16 x 1"
12	G11387	20	Flat Washer, 3/8" SAE
13	G10901	16	Lock Nut, 3/8"-16
14	GD2558	3	Lynch Pin, 1/4"
15	GD33707	1	Plug Protector
16	G10023	2	Hex Head Cap Screw, 1/4"-20 x 3/4"
17	G11385	14	Flat Washer, 1/4" SAE
18	G11320	7	Lock Nut, 1/4"-20, Grade B
19	GA13768	1	Safety Pin, 12 3/4"
20	G10897501	1	Pin Storage Mount
21	G10896401 G10895401	1 1	Front Hose Take-Up, 12 Row Front Hose Take-Up, 16 Row
22	G10896301 G10895301	1 1	Rear Hose Take-Up, 12 Row Rear Hose Take-Up, 16 Row
23	GB0218	6	Bushing, 2 1/32" I.D. x 7/8" O.D. x 1 9/32" Long
24	G10689	6	Carriage Bolt, 5/8"-11 x 2"
25	G11391	22	Flat Washer, 5/8" SAE
26	GD19655	1	Hold Up Pin, 1/2"-13
27	G10111	1	Lock Nut, 1/2"-13
28	G11052201	1	Safety Lock-Up Assembly
29	G11010401	1	Hitch Extend Sensor Bracket
30	GA18353	1	Position Switch Magnetic Reed
31	G11276	2	Hex Socket Head Cap Screw, 1/4"-20 X 1 1/4"
32	G11328	2	Flat Washer, 1/4"
33	G11084401	1	Hose Tray Assembly
34	G11091	4	Large Serrated Flange Nut, 3/8"-16
35	---	1	<a href="#">See "Valve Block - Located on Hitch" on page P188</a>
36	G10764	2	Hex Head Cap Screw, 5/16"-18 x 5"
37	G10895501	1	Front Hose Take-Up Cover, 16 Row
38	G10895601	1	Rear Hose Take-Up Cover, 16 Row
39	G10599	10	Carriage Bolt, 3/8"-16 x 1 1/4"
40	G10896501	-	Front Hose Take-Up Cover, 12 Row
41	G10896601	-	Rear Hose Take-Up Cover, 12 Row
42	G10896701	-	Hydraulic Block Mount, 12 Row
43	G10896801	-	Hydraulic Block Cover, 12 Row
44	G10301	-	Carriage Bolt, 3/8"-16 x 1 1/2"
45	G11386	4	Flat Washer, 5/16" SAE
46	G11182	2	Lock Nut W/Nylon Insert, 5/16"-18
47	G11001301	1	Manual Canister Mount
48	GA15422	1	Operator's Manual Canister
49	G11166	3	Hex Socket Flange Cap Screw, 1/4"-20 x 3/4"

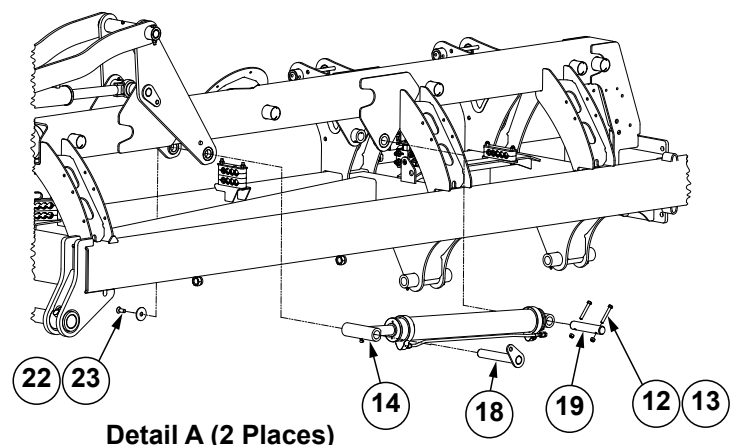
**This page left blank intentionally.**



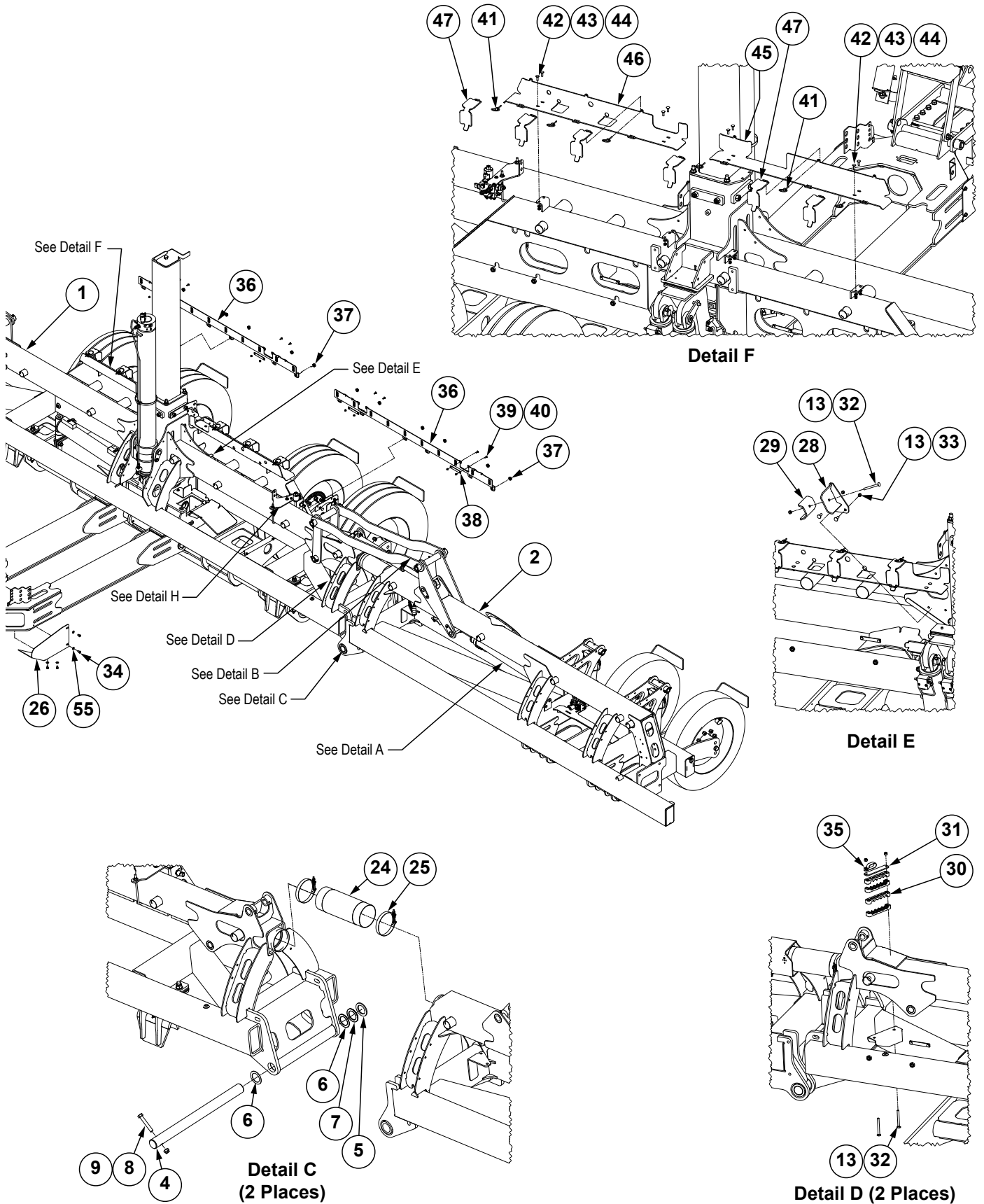
**Detail B  
(2 Places)**



**Detail H**



**Detail A (2 Places)**



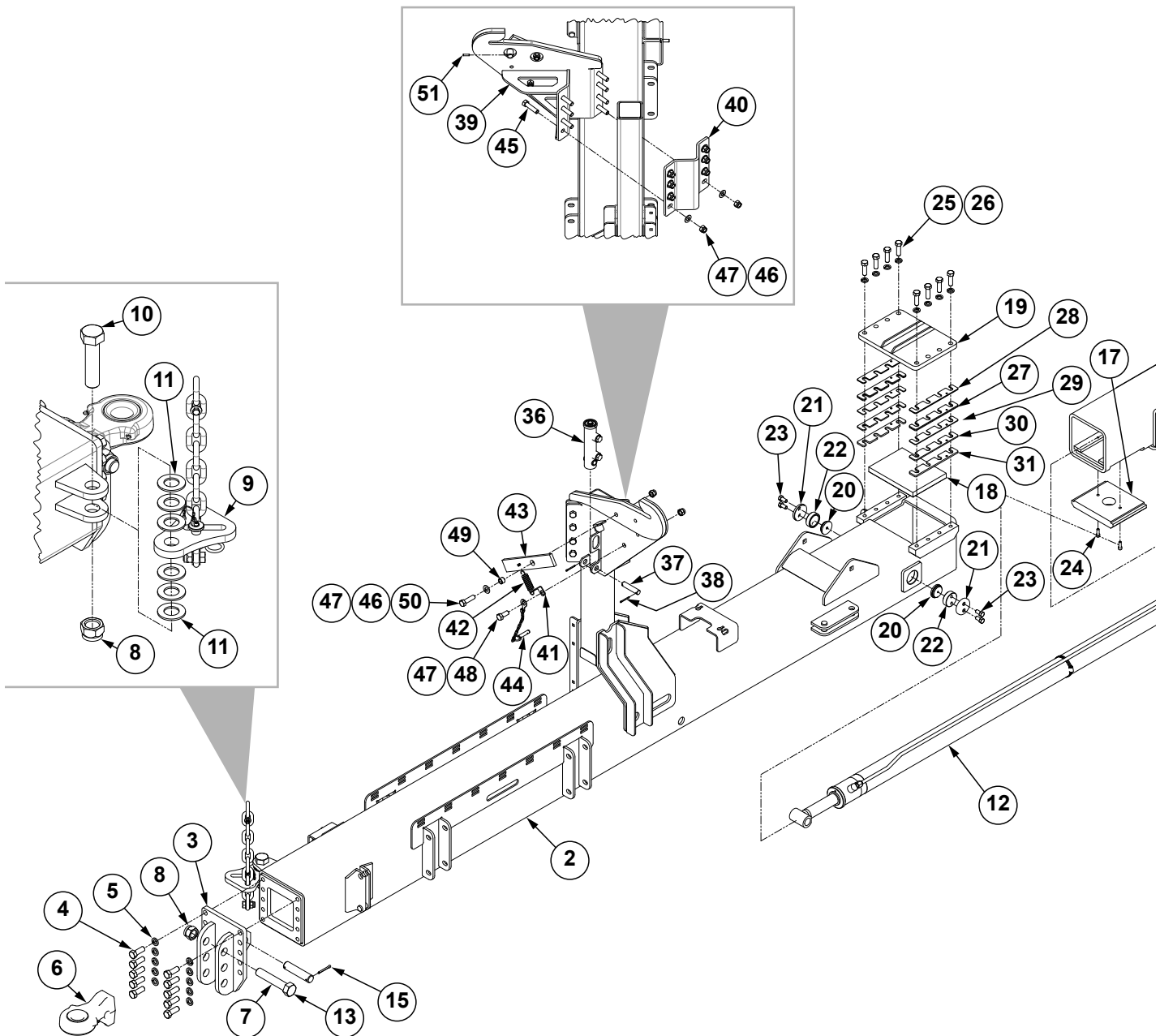
(Continued on following pages.)

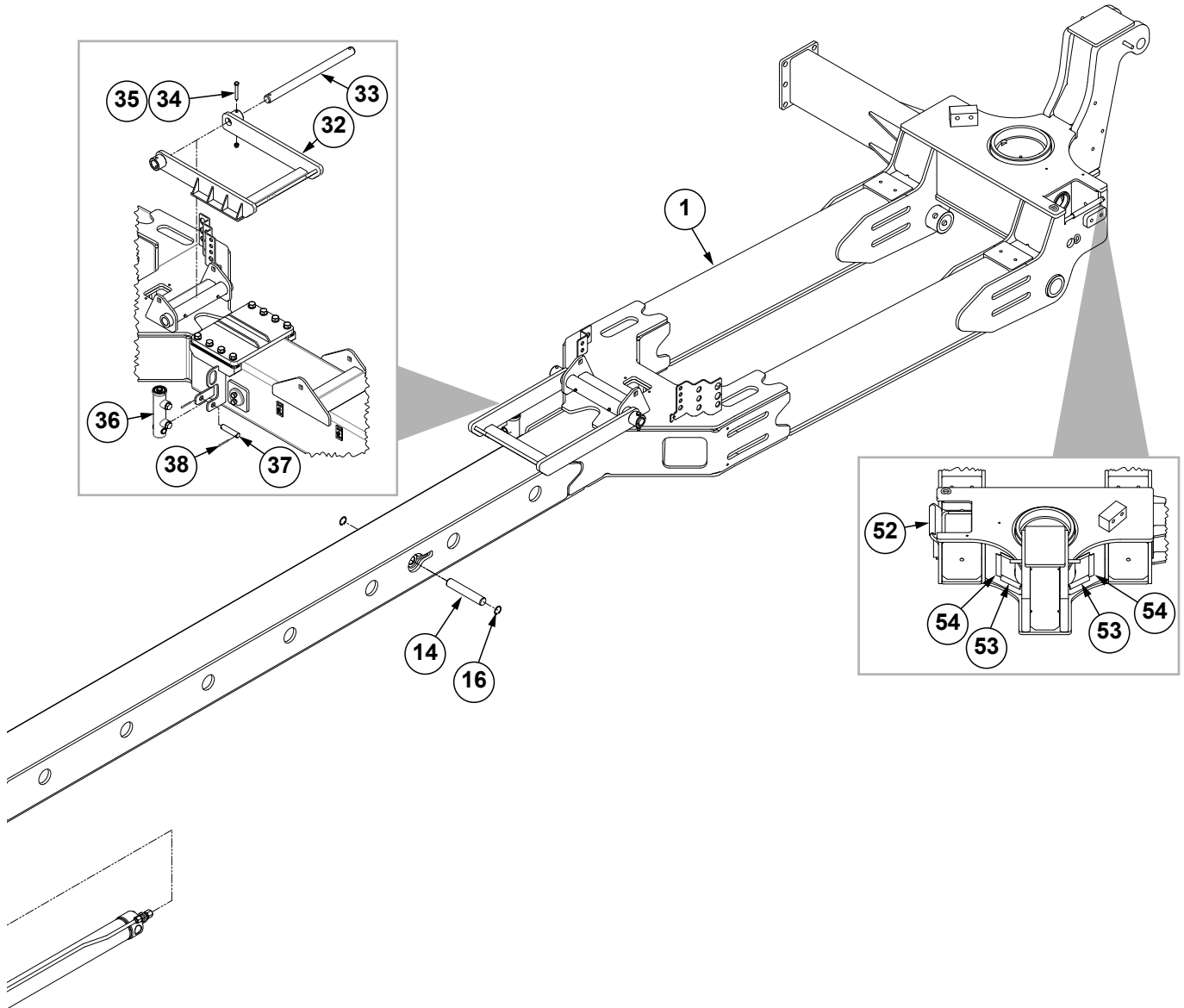
ITEM	PART NO.	QTY.	DESCRIPTION
1	---	1	<a href="#">See "Center Frame" on page P114</a>
2	---	1	<a href="#">See "Wing Assembly, 16 Row" on page P120</a>
	---	1	<a href="#">See "Wing Assembly, 12 Row" on page P118</a>
3	---	1	<a href="#">See "Wing Assembly, 16 Row" on page P120</a>
	---	1	<a href="#">See "Wing Assembly, 12 Row" on page P118</a>
4	G10902801	2	Pin, 2.125" O.D. x 27.844" W/Hole
5	G10404	8	Machine Bushing, 3 $\frac{1}{8}$ " x 2 $\frac{1}{8}$ " x 3 $\frac{1}{16}$ "
6	G10336	8	Machine Bushing, 2 $\frac{1}{8}$ ", 14 Gauge (.0747")
7	G10234	8	Machine Bushing, 2 $\frac{1}{8}$ ", 10 Gauge (.1345")
8	G10036	2	Hex Head Cap Screw, 5 $\frac{1}{8}$ "-11 x 4"
9	G10107	2	Lock Nut, 5 $\frac{1}{8}$ "-11
10	G10370401	2	<a href="#">See "Wing Down Pressure Cylinder" on page P162</a>
	G10370402	2	
11	GD29104-20	2	Pin, 1.25" O.D. x 6.5"
12	G10325	20	Hex Head Cap Screw, 3 $\frac{1}{8}$ "-16 x 2 $\frac{3}{4}$ "
13	G10108	29	Lock Nut, 3 $\frac{1}{8}$ "-16
14	G10597101	2	<a href="#">See "Wing Latch Cylinder" on page P164</a>
15	G10543301	2	Wing Lock Toggle
16	G10343401	2	Wing Lock Clevis
17	G10343301	4	Wing Lock Link
18	G10543501	4	Hammer Pin, 1.25" O.D.
19	GD29104-22	2	Pin, 1.25" O.D. x 6.5"
20	GD29104-19	2	Pin, 1.25" O.D. x 10.625"
21	GD29104-18	4	Pin, 1.25" O.D. x 13.5"
22	G10501101	4	Countersunk Flat Washer
23	G11572	4	Hex Flat Head Counter Sunk, 1 $\frac{1}{2}$ "-13 x 1 $\frac{1}{4}$ "
24	GD15867-12	2	Hose, 5" x 18"
25	G11188	4	T-Bolt Clamp, 5 $\frac{1}{4}$ "
26	G10917601	1	L.H. Hitch Hose Tray
27	G10917701	1	R.H. Hitch Hose Tray
28	G10918601	1	Hose Clamp
29	G10918301	1	Hose Clamp Plate
30	G10547201	8	5 Section Clamp
31	G10548301	2	5 Section Clamp Plate
32	G11603	5	Carriage Bolt, 3 $\frac{1}{8}$ "-16 x 4", Grade 5
33	G10599	2	Carriage Bolt, 3 $\frac{1}{8}$ "-16 x 1 $\frac{1}{4}$ "
34	G10328	8	Hex Head Cap Screw, 3 $\frac{1}{8}$ "-16 x 5 $\frac{1}{8}$ "
35	GD35449	2	Double Tube Clamp, 1"
36	G10894401	2	Fertilizer Harness Rail, 16 Row
	G10883101	2	Fertilizer Harness Rail, 12 Row
37	G10503	12	Hex Jam Nut, 5 $\frac{1}{8}$ "-11, Grade 2
38	G10903501	4	Wire Tray Filler
39	G10310	8	Carriage Bolt, 1 $\frac{1}{4}$ "-20 x 3 $\frac{1}{4}$ ", Grade 2
40	G11320	8	Lock Nut, 1 $\frac{1}{4}$ "-20, Grade B
41	GD5625	6	Lynch Pin, 3 $\frac{1}{16}$ "
42	G10303	8	Carriage Bolt, 5 $\frac{1}{16}$ "-18 x 1"
43	G11386	8	Flat Washer, 5 $\frac{1}{16}$ " SAE
44	G10109	8	Lock Nut, 5 $\frac{1}{16}$ "-18
45	G10917901	1	R.H. Hose Tray, 12 Row
	G10918101	1	R.H. Hose Tray, 16 Row



ITEM	PART NO.	QTY.	DESCRIPTION
46	G10917801	1	L.H Hose Tray, 12 Row
	G10918001	1	L.H. Hose Tray, 16 Row
47	G10918201	6	Hose Tray Strap
48	G10210	2	Washer, 3/8" USS
49	G10209	6	Washer, 1/4" USS
50	G11135	3	Hex Head Cap Screw, 1/4"-20 X 3 3/4"
51	G10110	3	Lock Nut, 1/4"-20, Grade B
52	---	1	<a href="#">See "Weight Transfer Valve Block" on page P186</a>
53	G10566201	1	Manifold Mounting Bracket
54	GD19090	1	U-Bolt, 6" x 3/8-16
55	G11387	8	Flat Washer, 3/8" SAE

(108532)



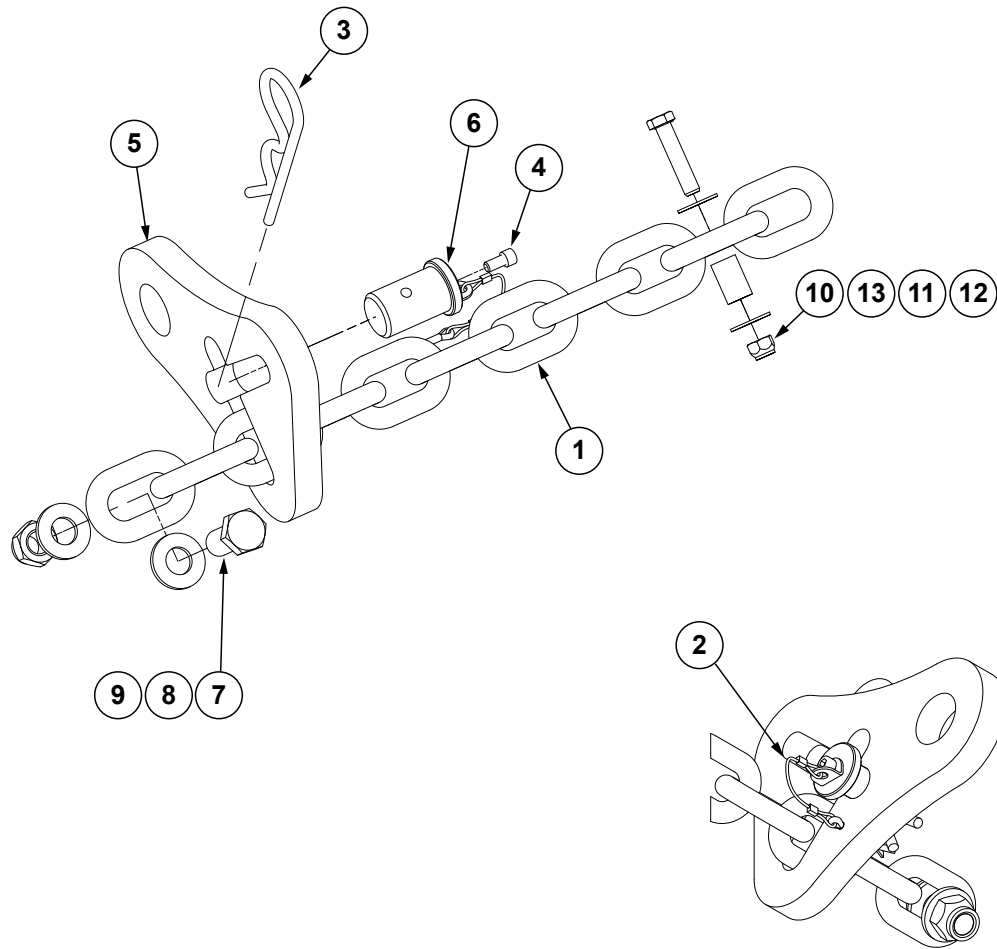


ITEM	PART NO.	QTY.	DESCRIPTION
1	G10869902	1	Inner Hitch (Non-Stock Item), 12 Row
	G10869901	1	Inner Hitch (Non-Stock Item), 16 Row
2	G10855002	1	Outer Hitch (Non-Stock Item), 12 Row
	G10855001	1	Outer Hitch (Non-Stock Item), 16 Row
3	GA12265	1	Hitch Mount
4	G10026	10	Hex Head Cap Screw, 3/4"-10 x 2"
5	G10231	10	Lock Washer, 3/4"
6	G10694601	1	Articulating Hitch, Cat 4
7	G10042	1	Hex Head Cap Screw, 1 1/4"-7 x 6 1/2"
8	G10157	2	Lock Nut, 1 1/4"-7
9	---	1	<a href="#">See "Safety Chain" on page P113</a>
10	G11290	1	Hex Head Cap Screw, 1 1/4"-7 x 5"
11	G11396	6	Flat Washer, 1 1/4" SAE
12	G10767501	1	<a href="#">See "Tongue Cylinder" on page P180</a>
	G10767502	1	

(Continued on following page.)

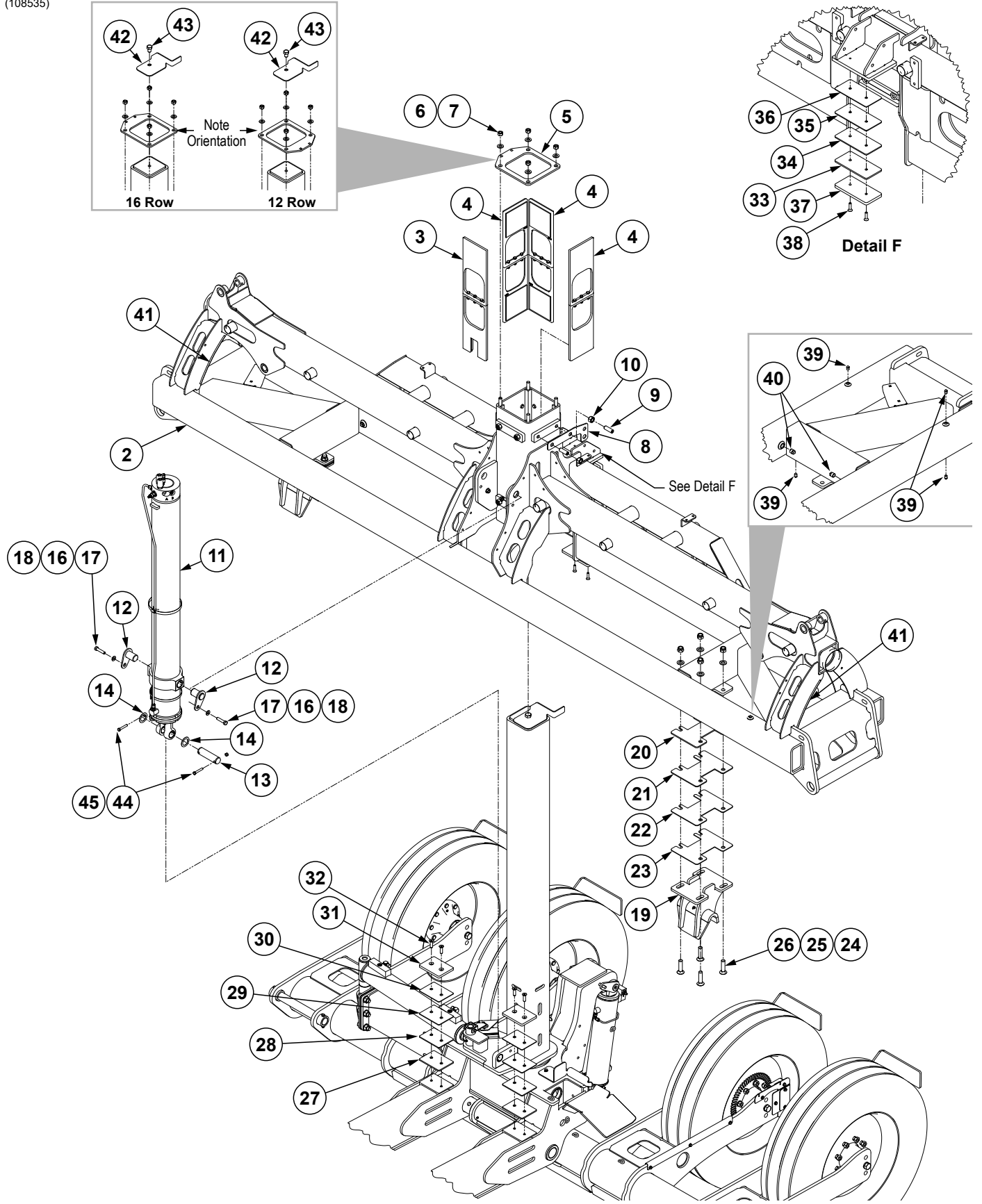
ITEM	PART NO.	QTY.	DESCRIPTION
13	GD0826	1	Pin, 1¼" x 5½"
14	GD3537-20	1	Pin, 1¼" x 7⅞"
15	G10460	2	Cotter Pin, ¼" x 2"
16	G11230	2	Retaining Ring
17	G10890901	1	Inner Lower Hitch Pad
18	G10891001	1	Outer Upper Hitch Pad
19	G10889801	1	Cover Wear Pad
20	GD34081	2	Wear Pad
21	GB0230	2	Cap
22	GB0234	2	Adjustment Plug
23	G10014	4	Hex Head Cap Screw, ½"-13 x 1"
24	G11261	2	Hex Socket Head Cap Screw, ⅜"-16 x 1"
25	G10008	8	Hex Head Cap Screw, ⅝"-11 x 2"
26	G10230	8	Lock Washer, ⅝"
27	G10892101	4	Wear Pad Cover Shim, 10 Gauge (.1345")
28	G10892102	4	Wear Pad Cover Shim, 14 Gauge (.0747")
29	G10892103	4	Wear Pad Cover Shim, 12 Gauge (.1046")
30	G10892104	4	Wear Pad Cover Shim, 7 Gauge (.1793")
31	G10892105	4	Wear Pad Cover Shim, .250"
32	G10890301	1	Hitch Catch
33	G10891501	1	Pin, 1¼" x 18¼" W/Cross Holes
34	G10325	1	Hex Head Cap Screw, ⅝"-16 x 2¾"
35	G10108	1	Lock Nut, ⅝"-16
36	GA9205	2	<a href="#">See "Tongue Lock Cylinder" on page P184</a>
37	GD7137	2	Pin, ¾" x 3⅝"
38	G10457	4	Cotter Pin, ⅝" x 1½"
39	G10890801	1	Transport Catch
40	G10353101	1	Transport Catch Bolt Plate
41	G10894301	1	Spring Tab
42	GD5857	1	Spring
43	G10891801	1	Catch Bar
44	GA7022	1	Detent Pin W/Chain
45	G10009	8	Hex Head Cap Screw, ⅝"-11 x 2½"
46	G11391	9	Flat Washer, ⅝" SAE
47	G10107	10	Lock Nut, ⅝"-11
48	G10007	1	Hex Head Cap Screw, ⅝"-11 x 1½"
49	GB0218	1	Bushing, 2½" I.D. x ⅞" O.D. x 1⅞" Long
50	G10006	1	Hex Head Cap Screw, ⅝"-11 x 2¼"
51	G10765	1	Spring Pin, ¼" x 1"
52	GD35415-6.000	1	Edge Trim Protection, ½" x .594" x 6"
53	GD35414-3.500	4	Edge Trim Protection, ⅜" x ⅝" x 3.5"
54	GD35414-4.500	2	Edge Trim Protection, ⅜" x ⅝" x 4.5"

(A25107)



ITEM	PART NO.	QTY.	DESCRIPTION
1	G3324-01	1	Safety Chain, 13MM Grade 70, 97½"
2	GD35339	1	Looped Tether W/ Tabs and Cotter Pin
3	G10671	1	Hairpin Cotter, ⅜" x 3¼"
4	G11874	1	Hex Socket Head Cap Screw, ¼"-20 x ½"
5	GD35127	1	Single Chain Latch
6	GD35340	1	Chain Latch Pin
7	G10007	1	Hex Head Cap Screw, ⅝"-11 x 1½"
8	G11391	2	Flat Washer, ⅝" SAE
9	G10107	1	Lock Nut, ⅝"-11
10	G10108	1	Lock Nut, ⅜"-16
11	GD8893-07	1	Sleeve, 1" Long
12	G10047	1	Hex Head Cap Screw, ⅜"-16 x 1¾"
13	G10210	2	Washer, ⅜" USS
A	G9978X	-	⅜" Transport Safety Chain Package (Items 1-13)

(108535)



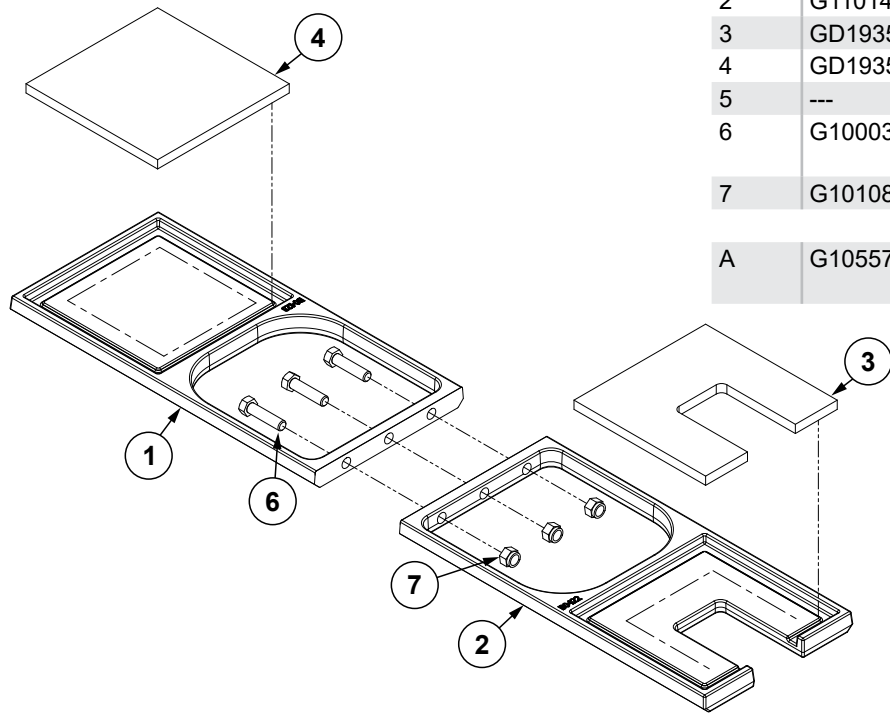
## Center Frame

M0322-02

5670

ITEM	PART NO.	QTY.	DESCRIPTION
1	---	---	---
2	G10878701	1	Center Frame, 12 Row
	G10878801	1	Center Frame, 16 Row
3	G10557301	1	<a href="#">See "Wear Pad W/Notch Assembly" on page P116</a>
4	G10557401	3	<a href="#">See "Wear Pad Assembly" on page P116</a>
5	G10913501	1	Post Cap
6	G11391	4	Flat Washer, 5/8" SAE
7	G10104	4	Hex Nut, 5/8"-11
8	G10565101	1	Bulkhead Bracket
9	G11051601	16	Hex Set Screw, 3/4"-10 x 2 1/4" (Flat Tip)
10	G10105	16	Hex Nut, 3/4"-10
11	G10598301	1	<a href="#">See "Transport Lift Cylinder, 16 Row" on page P178</a>
	G10379401	1	<a href="#">See "Transport Lift Cylinder, 12 Row" on page P176</a>
12	G10598401	2	Hammer Pin, 1 1/2" O.D.
13	GD29030-16	1	Pin, 1.5" O.D. x 5.438"
14	G10384501	2	Bushing, 1 1/2" I.D. x 2 1/4" O.D., 18 Gauge (.0478")
15	---	---	---
16	G11389	2	Flat Washer, 1/2" Plated SAE
17	G10581	2	Hex Head Cap Screw, 1/2"-13 x 2 1/4"
18	G10071	2	Serrated Flange Nut, 1/2"-13
19	G10539301	2	Field Stabilizer, 12 Row
	G10499201	2	Field Stabilizer, 16 Row
20	G10539801	2	Field Stabilizer Shim, .25", 12 Row
	G10499301	2	Field Stabilizer Shim, .25", 16 Row
21	G10539802	2	Field Stabilizer Shim, 7 Gauge (.1793"), 12 Row
	G10499302	2	Field Stabilizer Shim, 7 Gauge (.1793"), 16 Row
22	G10539803	2	Field Stabilizer Shim, 10 Gauge (.1345"), 12 Row
	G10499303	2	Field Stabilizer Shim, 10 Gauge (.1345"), 16 Row
23	G10539804	2	Field Stabilizer Shim, 12 Gauge (.1046"), 12 Row
	G10499303	2	Field Stabilizer Shim, 10 Gauge (.1345"), 16 Row
24	G10501001	8	Carriage Bolt, 3/4"-10 x 3", Grade 5
25	G11392	8	Flat Washer, 3/4" SAE
26	G10112	8	Lock Nut, 3/4"-10
27	G10901701	2	Shim, 6" x 4.5" x .250"
28	G10901702	2	Shim, 6" x 4.5" x 7 Gauge (.1793")
29	G10901703	2	Shim, 6" x 4.5" x 10 Gauge (.1345")
30	G10901704	2	Shim, 6" x 4.5" x 12 Gauge (.1046")
31	G10901801	2	Stop
32	G11534	4	Hex Flat Head Counter Sunk, 1/2"-13 x 1 3/4"
33	G10498401	1	Shim, 8" x 4" x .25"
34	G10498402	1	Shim, 8" x 4" x 7 Gauge (.1793")
35	G10498403	1	Shim, 8" x 4" x 10 Gauge (.1345")
36	G10498404	1	Shim, 8" x 4" x 12 Gauge (.1046")
37	G10498501	1	Stop
38	G11289	2	Hex Flat Head Cap Screw, 3/8"-16 x 1 1/2"
39	G10292	6	Pipe Plug, 1/4" NPT
40	G10549401	4	Square Head Pipe Plug, 1/2"
41	GD35413-11.375	4	Edge Trim Protection, 1/4" x 1/2" x 11.375"
42	G11011001	1	Lift Sensor Target Bracket
43	G10716	1	Hex Head Cap Screw, 3/4"-10 x 1"
44	G10939	2	Hex Head Cap Screw, 3/8"-16 x 2 1/4"
45	G10108	2	Lock Nut, 3/8"-16

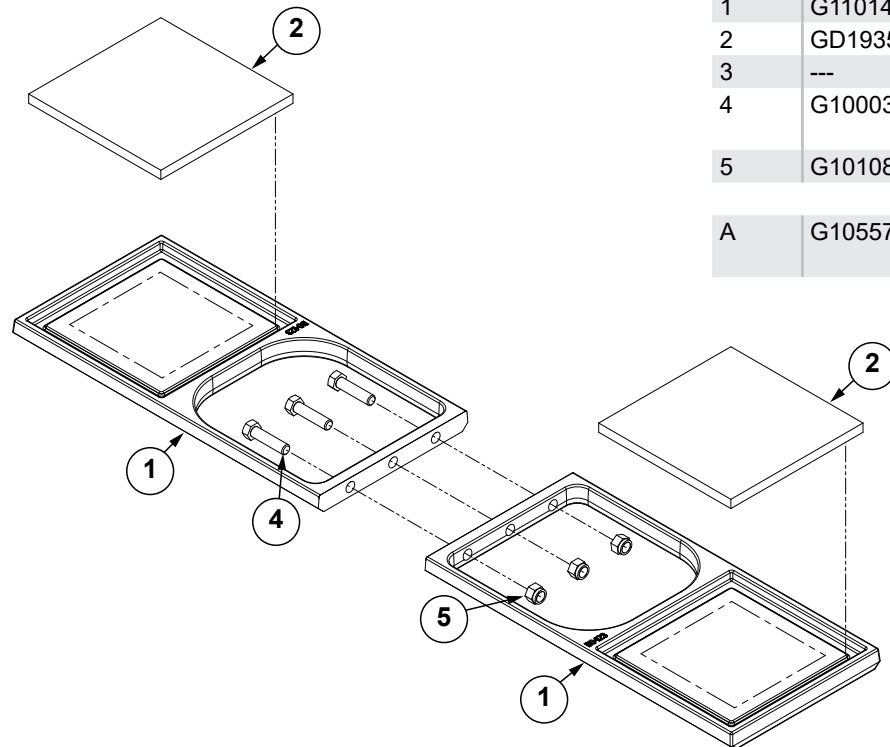
(105573)



ITEM	PART NO.	QTY.	DESCRIPTION
1	G11014101	1	Wear Pad Holder
2	G11014001	1	Front Wear Pad Holder
3	GD19355	1	Wear Pad W/Notch
4	GD19356	1	Wear Pad
5	---	---	---
6	G10003	3	Hex Head Cap Screw, 3/8"-16 x 1 1/2"
7	G10108	3	Lock Nut, 3/8"-16
A	G10557301	-	Wear Pad W/Notch Assembly, Includes Items 1-7

Wear Pad Assembly

(105574)

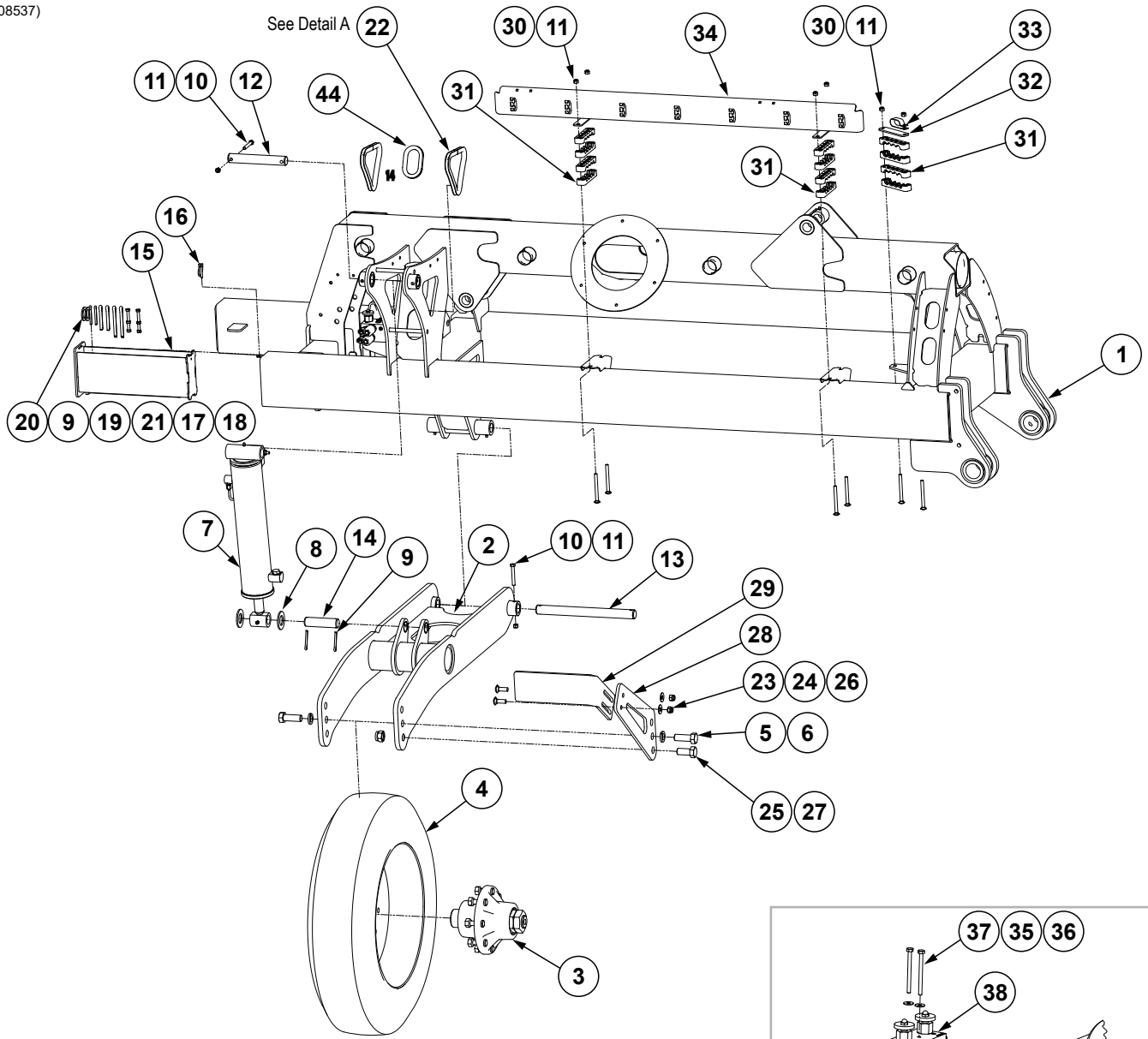


ITEM	PART NO.	QTY.	DESCRIPTION
1	G11014101	2	Wear Pad Holder
2	GD19356	2	Wear Pad
3	---	---	---
4	G10003	3	Hex Head Cap Screw, 3/8"-16 x 1 1/2"
5	G10108	3	Lock Nut, 3/8"-16
A	G10557401	-	Wear Pad Assembly, Includes Items 1-5

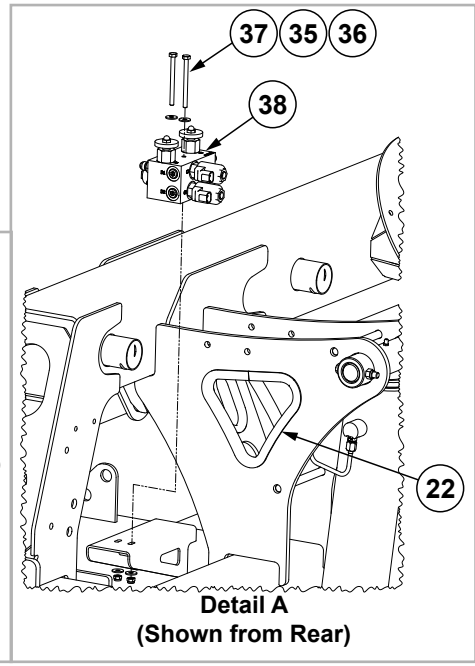
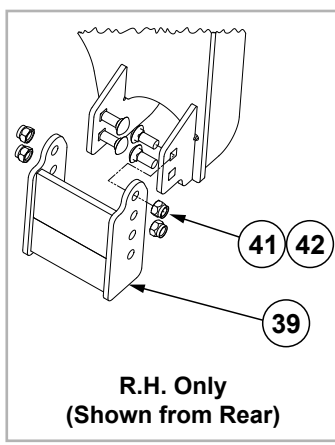


**This page left blank intentionally.**

(108537)


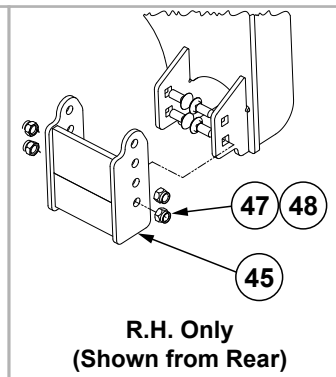
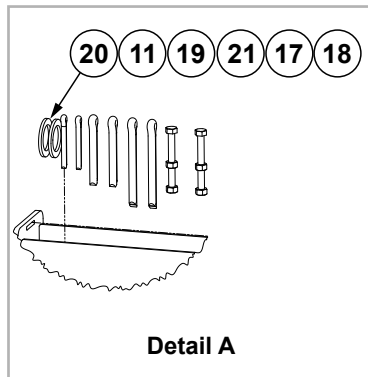
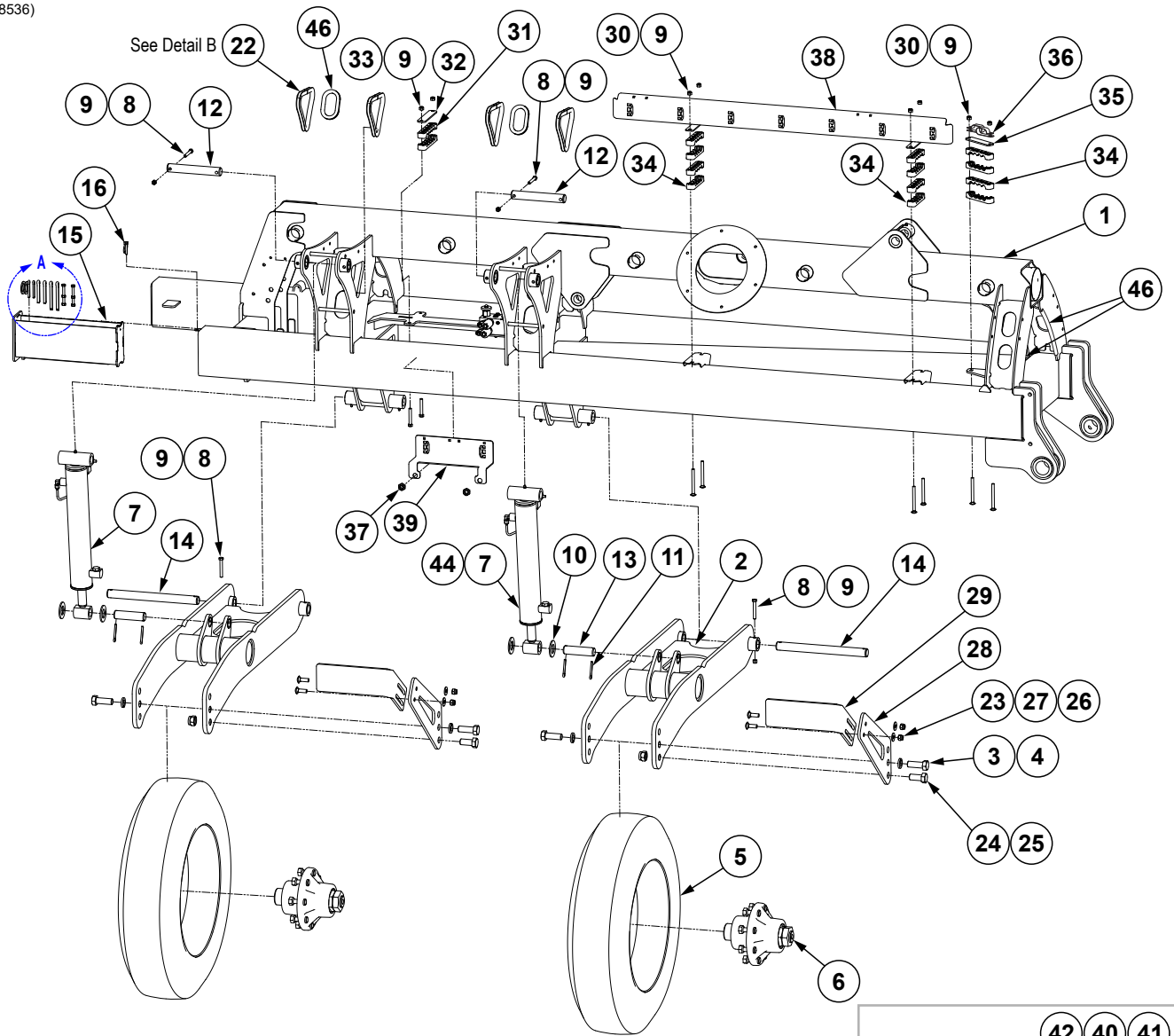


See Detail A



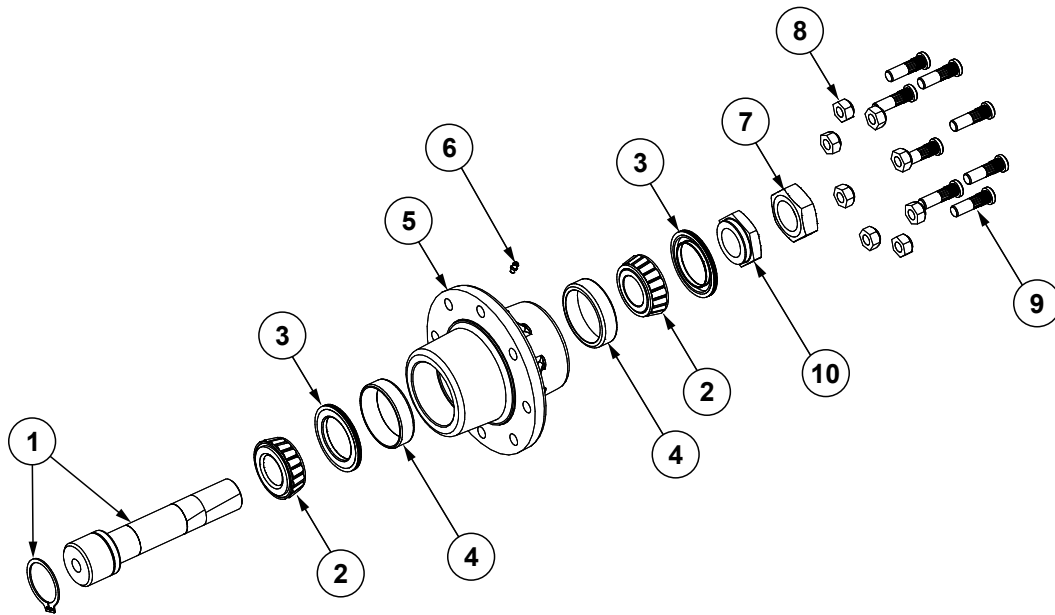
ITEM	PART NO.	QTY.	DESCRIPTION
1	G10882601	1	L.H. Wing
	G10882602	1	R.H. Wing
2	G10995801	1	Wing Wheel Module
3	G10998101	1	<a href="#">See "Hub and Spindle Assembly" on page P122</a>
4	G10993001	-	Tire, VF245/70R19.5 (142D-40 MPH)
	G10993101	-	Rim, 7.5" x 22.5", 8 Bolt W/Stem Guard
	GA7434	-	Valve Stem
5	G10448	2	Hex Head Cap Screw, 7/8"-9 x 2 1/2", Grade 8
6	G10330	2	Lock Washer, 7/8"
7	---	1	<a href="#">See "Wing Cylinder, 12 Row" on page P166</a> (L.H. Wing)
	---	1	<a href="#">See "Wing Cylinder W/Implement Switch, 12 Row" on page P170</a> (R.H. Wing)
8	G11396	2	Flat Washer, 1 1/4" SAE
9	G10460	4	Cotter Pin, 1/4" x 2"
10	G10325	2	Hex Head Cap Screw, 3/8"-16 x 2 3/4"
11	G10108	8	Lock Nut, 3/8"-16
12	GD29104-26	1	Pin, 1.25" O.D. x 8.375"
13	GD29104-27	1	Pin, 1.25" O.D. x 14.312"
14	GD29104-07	1	Pin, 1.25" O.D. x 4.75"
15	G10633801	1	Toolbox
16	GD2558	1	Lynch Pin, 1/4"
17	G11553	2	Hex Head Cap Screw, 5/16"-18 x 3"
18	G10106	4	Hex Nut, 5/16"-18
19	G10471	2	Cotter Pin, 3/8" x 2 1/2"
20	G10159	2	Washer, 1 7/8", 10 Gauge (.1345")
21	G10562901	2	Cotter Pin, 3/8" x 3 1/2"
22	GD35414-18.75	2	Edge Trim Protection, 3/8" x 5/8" x 18.75"
23	G10111	2	Lock Nut, 1/2"-13
24	G10216	2	Washer, 1/2" USS
25	G11857	1	Hex Head Cap Screw, 7/8"-9 x 2", Grade 5
26	G10636	2	Carriage Bolt, 1/2"-13 x 1 1/2"
27	G10418	1	Lock Nut, 7/8"-9
28	G10995601	1	Scraper Mount Plate
29	G10910001	1	Slotted Scraper Plate
30	G11603	6	Carriage Bolt, 3/8"-16 x 4", Grade 5
31	G10547101	12	4 Section Clamp
32	G10548201	1	4 Section Clamp Plate
33	GD35449	1	Double Tube Clamp, 1"
34	G10879401	1	Fertilizer Harness Rail, L.H. Wing
	G10879402	1	Fertilizer Harness Rail, R.H. Wing
35	G10209	4	Washer, 1/4" USS
36	G10110	2	Lock Nut, 1/4"-20, Grade B
37	G10162	2	Hex Head Cap Screw, 1/4"-20 x 3 1/4"
38	---	1	<a href="#">See "Hydraulic Valve Block on Outer Wings" on page P190</a>
39	G10902701	1	Transport Catch
44	GD35413-11.375	1	Edge Trim Protection, 1/4" x 1/2" x 11.375"
41	G10107	4	Lock Nut, 5/8"-11
42	G11043	4	Carriage Bolt, 5/8"-11 x 1 1/2"

(108536)



ITEM	PART NO.	QTY.	DESCRIPTION
1	G10882701	1	L.H. Wing
	G10882702	1	R.H. Wing
2	G10995801	2	Wing Wheel Module
3	G10448	4	Hex Head Cap Screw, 7/8"-9 x 2 1/2", Grade 8
4	G10330	4	Lock Washer, 7/8"
5	G10993001	-	Tire, VF245/70R19.5 (142D-40 MPH)
	G10993101	-	Rim, 7.5" x 22.5", 8 Bolt W/Stem Guard
	GA7434	-	Valve Stem
6	G10998101	2	<a href="#">See "Hub and Spindle Assembly" on page P122</a>
7	---	2	<a href="#">See "Wing Cylinder, 16 Row" on page P168</a>
8	G10325	4	Hex Head Cap Screw, 3/8"-16 x 2 3/4"
9	G10108	12	Lock Nut, 3/8"-16
10	G11396	4	Flat Washer, 1 1/4" SAE
11	G10460	6	Cotter Pin, 1/4" x 2"
12	GD29104-26	2	Pin, 1.25" O.D. x 8.375"
13	GD29104-07	2	Pin, 1.25" O.D. x 4.75"
14	GD29104-27	2	Pin, 1.25" O.D. x 14.312"
15	G10633801	1	Toolbox
16	GD2558	1	Lynch Pin, 1/4"
17	G11553	2	Hex Head Cap Screw, 5/16"-18 x 3"
18	G10106	4	Hex Nut, 5/16"-18
19	G10471	2	Cotter Pin, 3/8" x 2 1/2"
20	G10159	2	Washer, 1 7/8", 10 Gauge (.1345")
21	G10562901	2	Cotter Pin, 3/8" x 3 1/2"
22	GD35414-18.75	4	Edge Trim Protection, 3/8" x 5/8" x 18.75"
23	G10111	4	Lock Nut, 1/2"-13
24	G11857	2	Hex Head Cap Screw, 7/8"-9 x 2", Grade 5
25	G10418	2	Lock Nut, 7/8"-9
26	G10636	4	Carriage Bolt, 1/2"-13 x 1 1/2"
27	G10216	4	Washer, 1/2" USS
28	G10995601	2	Scraper Mount
29	G10910001	2	Slotted Scraper
30	G11603	6	Carriage Bolt, 3/8"-16 x 4", Grade 5
31	G10547201	2	5 Section Clamp
32	G10548301	1	5 Section Clamp Plate
33	G10049	2	Hex Head Cap Screw, 3/8"-16 x 2 1/2"
34	G10547101	12	4 Section Clamp
35	G10548201	1	4 Section Clamp Plate
36	GD35449	2	Double Tube Clamp, 1"
37	G10503	2	Hex Jam Nut, 5/8"-11, Grade 2
38	G10879401	1	Fertilizer Harness Rail, L.H. Wing
	G10879402	1	Fertilizer Harness Rail, R.H. Wing
39	G10884501	1	Fertilizer Harness Rail
40	G10209	4	Washer, 1/4" USS
41	G10110	2	Lock Nut, 1/4"-20, Grade B
42	G10162	2	Hex Head Cap Screw, 1/4"-20 x 3 1/4"
43	---	---	<a href="#">See "Hydraulic Valve Block on Outer Wings" on page P190</a>
44	---	-	<a href="#">See "Wing Cylinder W/Implement Switch, 16 Row" on page P171 (R.H. Wing)</a>
45	G10902701	-	Transport Catch
46	GD35413-11.375	4	Edge Trim Protection, 1/4" x 1/2" x 11.375"
47	G11043	-	Carriage Bolt, 5/8"-11 x 1 1/2"
48	G10107	-	Lock Nut, 5/8"-11

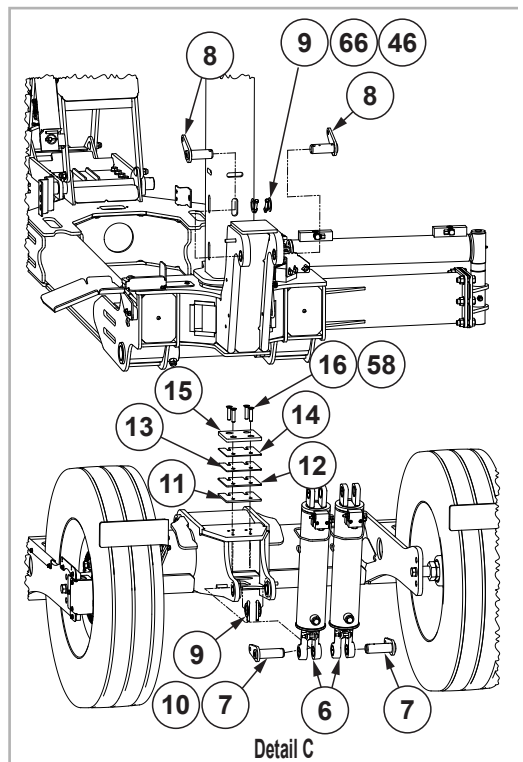
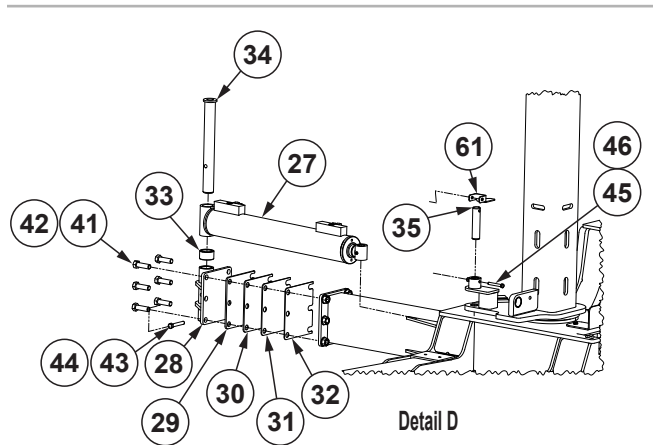
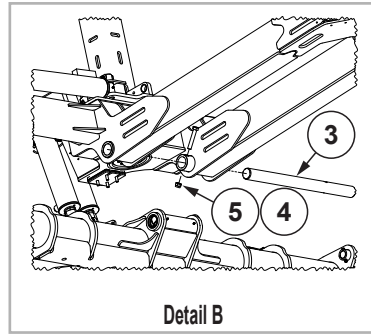
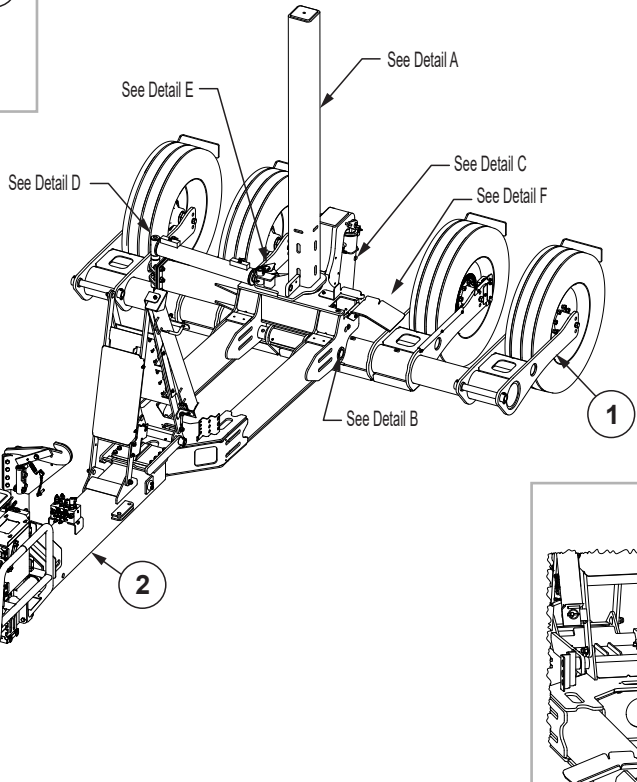
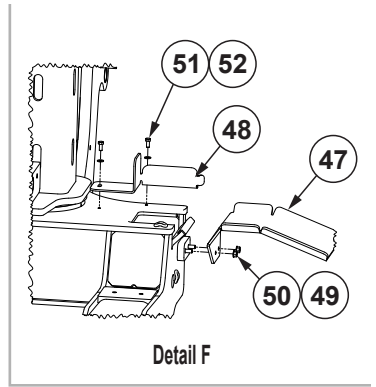
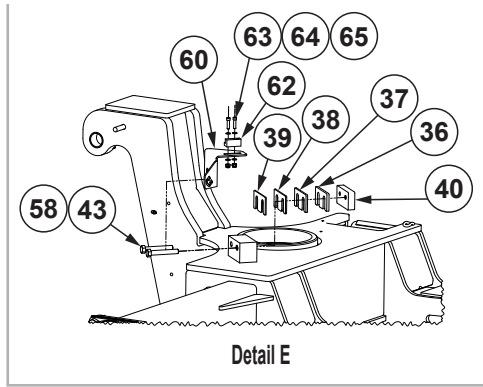
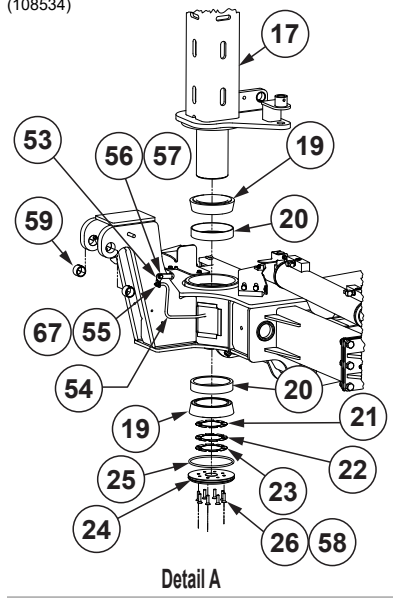
(109981)



ITEM	PART NO.	QTY.	DESCRIPTION
1	G10998001	1	Spindle W/Retaining Ring (Wing Tires and 12 Row Transport Tires)
	G10035501	1	Spindle W/Retaining Ring (16 Row Transport Tires)
	G10913	1	External Retaining Ring, 2½" (Included W/G10998001 and G10035501)
2	GA4723	2	Bearing
3	GA4722	2	Seal
4	GD7079	2	Cup
5	G10693801	1	8 Bolt Hub
6	G10640	1	Grease Fitting, ¼"-28
7	GD7864	1	Special Hex Nut, 1¼"-12 UNF
8	G10825001	8	Lug Nut, ⅝"-18, Grade 8
9	GR0528	8	Stud, ⅝"-18 x 2¼", Grade 8 (Used W/G10998101 and G10035401)
	GD18676	8	Stud, ⅝"-18 x 2¾", Grade 8 (Used W/G10998102 and G10615801)
10	GD7089	1	Special Nut, 1¼"-12 UNF
A	G10998101	-	Hub and Spindle Assembly, Items 1-10 (Wing and 12 Row Outer Transport Tire)
B	G10998102	-	Hub and Spindle Assembly, Items 1-10 (12 Row Inner Transport Tire)
C	G10035401		Hub and Spindle Assembly, Items 1-10 (16 Row Outer Transport Tire)
D	G10615801		Hub and Spindle Assembly, Items 1-10 (16 Row Inner Transport Tire)

**This page left blank intentionally.**

(108534)



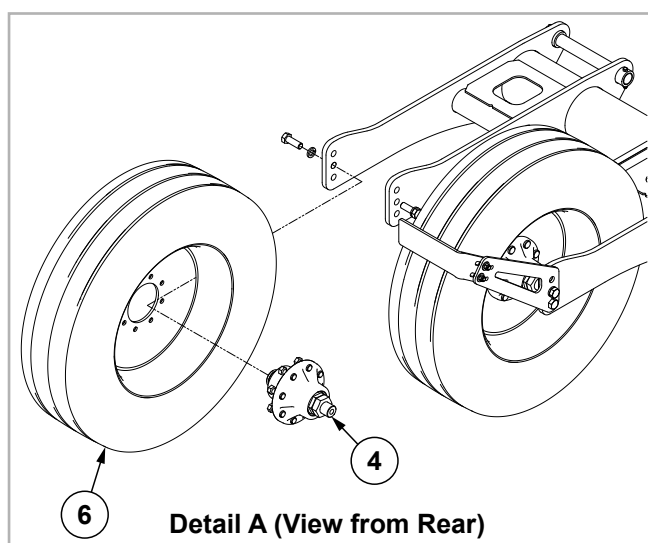
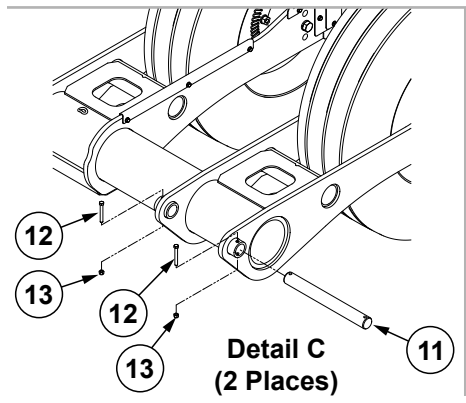
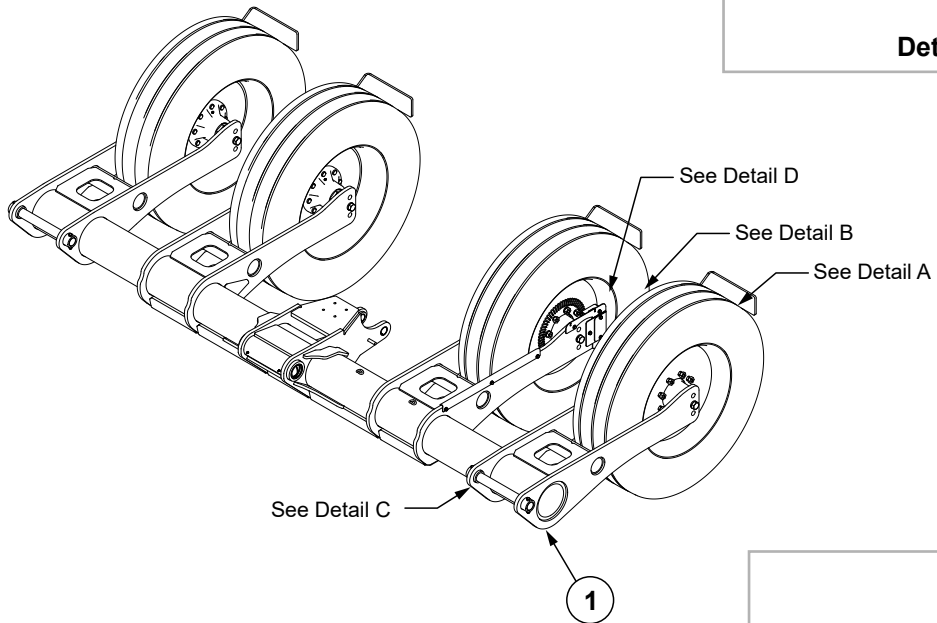
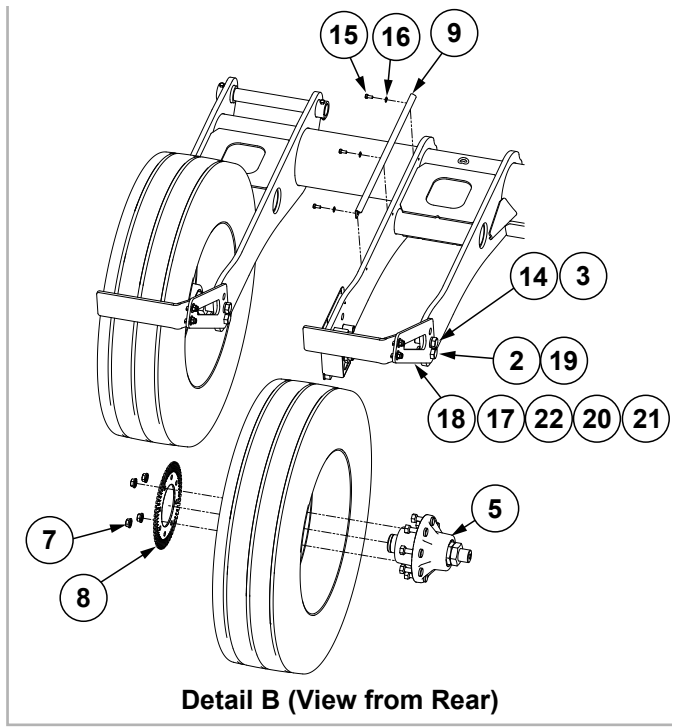
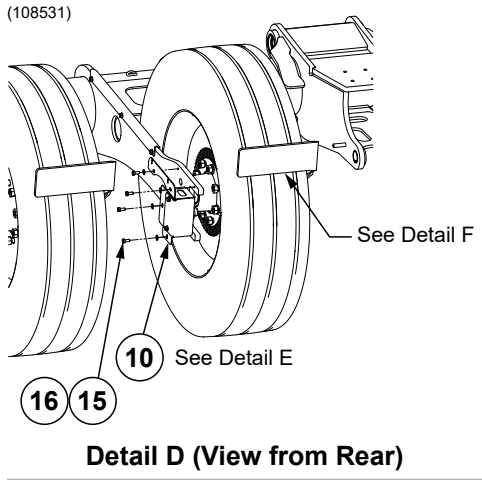


ITEM	PART NO.	QTY.	DESCRIPTION
1	---	1	<a href="#">See "Axle Assembly" on page P129</a>
2	---	1	<a href="#">See "Hitch" on page P102</a>
3	G10901601	1	Hitch Axle Pin
4	G10932001	1	Hex Head Cap Screw, ¾"-10 x 4½", Grade 8
5	G10112	1	Lock Nut, ¾"-10
6	G10826001	2	<a href="#">See "Rockshaft Transport Lift Cylinder, 12 Row" on page P174</a>
	G10843701	2	<a href="#">See "Rockshaft Transport Lift Cylinder, 16 Row" on page P175</a>
7	G10488201	2	Greasable Hammer Pin, 1.5" O.D.
8	G11052101	2	Greasable Hammer Pin, 1.5" O.D.
9	G10384501	4	Bushing, 1½" I.D. x 2¼" O.D., 18 Gauge (.0478")
10	G10471	2	Cotter Pin, ⅜" x 2½"
11	G10272501	2	Shim, 6" x 6" x .25"
12	G10272502	2	Shim, 6" x 6" x 7 Gauge (.1793")
13	G10272503	2	Shim, 6" x 6" x 10 Gauge (.1345")
14	G10272504	2	Shim, 6" x 6" x 12 Gauge (.1046")
15	G10272701	1	Stop
16	G11835	4	Hex Flat Head Cap Screw, ½"-13 x 2¼", Grade 8
17	G10277401	1	Center Post
18	---	---	---
19	GA7096	2	Cone
20	GD10011	2	Cup Bearing
21	G10485001	2	Bearing Shim, .005"
22	G10485002	2	Bearing Shim, .007"
23	G10485003	2	Bearing Shim, .020"
24	G10485101	1	Center Post End Cap
25	GD9130	1	O-Ring
26	G11289	8	Hex Flat Head Cap Screw, ⅝"-16 x 1½"
27	G11066601	1	<a href="#">See "Rotation Cylinder" on page P173</a>
28	G10386801	1	Cylinder Mount
29	G10486401	1	Rotate Cylinder Mount Shim, .25"
30	G10486402	1	Rotate Cylinder Mount Shim, 7 Gauge (.1793")
31	G10486403	1	Rotate Cylinder Mount Shim, 10 Gauge (.1345")
32	G10486404	1	Rotate Cylinder Mount Shim, 12 Gauge (.1046")
33	G10533601	1	Sleeve Spacer
34	G10486701	1	Pin, 1.75" O.D. W/Cross Hole
35	G10487201	1	Pin, 1.25" O.D. x 5.375" W/Cross Hole
36	G10487101	1	Rotate Cylinder Stop Shim, .25"
37	G10487102	1	Rotate Cylinder Stop Shim, 7 Gauge (.1793")
38	G10487103	1	Rotate Cylinder Stop Shim, 10 Gauge (.1345")
39	G10487104	1	Rotate Cylinder Stop Shim, 12 Gauge (.1046")
40	G10487001	1	Rotate Cylinder Stop
41	G10027	6	Hex Head Cap Screw, ¾"-10 x 2½"
42	G11314	6	Serrated Flange Nut, ¾"-10
43	G10585	3	Hex Head Cap Screw, ½"-13 x 3¼"
44	G10111	1	Lock Nut, ½"-13
45	G10325	1	Hex Head Cap Screw, ⅝"-16 x 2¾"
46	G10108	3	Lock Nut, ⅝"-16
47	G10563501	1	Hose Resting Tray
48	G10563601	1	Hose Guide
49	G10048	2	Hex Head Cap Screw, ⅝"-16 x 2"
50	G11091	2	Serrated Flange Nut, ⅝"-16

(Continued on following page.)

ITEM	PART NO.	QTY.	DESCRIPTION
51	G10043	2	Hex Head Cap Screw, 5/16"-18 x 3/4"
52	G11386	2	Flat Washer, 5/16" SAE
53	G10549101	1	Grease Hose Bracket
54	GA27240-18	1	Grease Hose, 1/8" x 18" (02M NPT - 02M NPSM BH/04-28 UNF)
55	G11094	1	Hex Nut, 1/8"-27 NPSM Bulkhead
56	G10001	1	Hex Head Cap Screw, 3/8"-16 x 1"
57	G11387	1	Flat Washer, 3/8" SAE
58	---	---	---
59	G10300402	2	Steel Tension Bushing, 1.515" I.D. x 1.25"
60	G11010501	1	Rotate Sensor Bracket
61	G11010601	1	Rotate Sensor Target Bracket
62	GA18353	1	Position Switch Magnetic Reed
63	G10374	2	Hex Socket Head Cap Screw, 1/4"-20 x 1"
64	G11328	4	Washer, 1/4"
65	G11320	2	Lock Nut, 1/4"-20, Grade B
66	G10939	2	Hex Head Cap Screw, 3/8"-16 x 2 1/4"
67	G10640	1	Grease Fitting, 1/4"-28

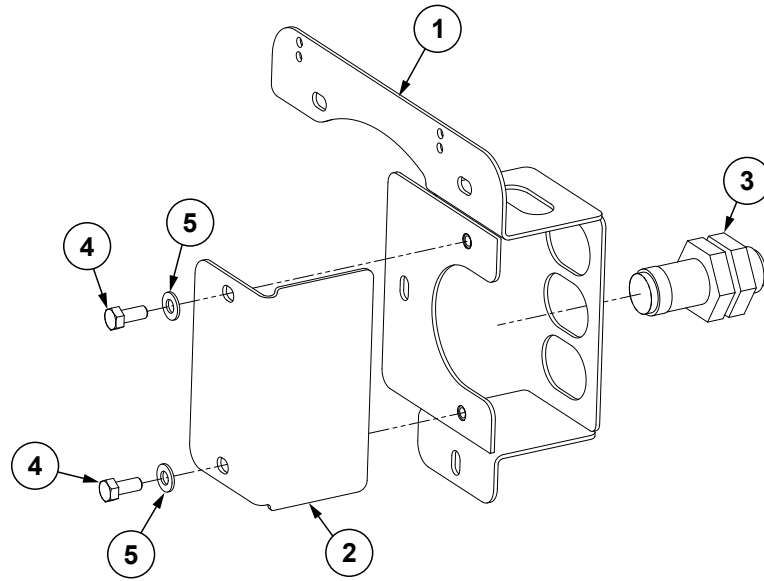
**This page left blank intentionally.**



ITEM	PART NO.	QTY.	DESCRIPTION
1	G10859801	1	Axle, 16 Row
	G10859803	1	Axle, 12 Row
2	G11857	4	Hex Head Cap Screw, 7/8"-9 x 2", Grade 5
3	G10330	8	Lock Washer, 7/8"
4	G10998101	3	<a href="#">See "Hub and Spindle Assembly" on page P122</a> , 12 Row
	G10035401	3	<a href="#">See "Hub and Spindle Assembly" on page P122</a> , 16 Row
5	G10998102	1	<a href="#">See "Hub and Spindle Assembly" on page P122</a> , 12 Row
	G10615801	1	<a href="#">See "Hub and Spindle Assembly" on page P122</a> , 16 Row
6	G10993001	1	Tire, VF245/70R19.5 (142D-40 MPH), 12 Row
	G10993101	1	Rim, 7.5" x 22.5", 8 Bolt W/Stem Guard, 12 Row
	G10022501	1	Tire, VF295/75R22.5, 16 Row
	G10861001	1	Rim, 8.25 x 22.5, 8 Bolt W/Stem Guard, 16 Row
	GA7434	1	Valve Stem
7	G11254	4	Serrated Flange Nut, 5/8"-18
8	GD18643	1	Jump Start Wheel
9	G10860801	1	Cable Guard
10	---	1	<a href="#">See "Jump Start Assembly" on page P130</a>
11	G10272603	2	Pin, 1 3/4" x 14.5" W/Cross Hole, 12 Row
	G10272601	2	Pin, 1 3/4" x 15.625" W/Cross Hole, 16 Row
12	G10062	4	Hex Head Cap Screw, 3/8"-16 x 3"
13	G10108	4	Lock Nut, 3/8"-16
14	G10448	8	Hex Head Cap Screw, 7/8"-9 x 2 1/2", Grade 8
15	G10043	7	Hex Head Cap Screw, 5/16"-18 x 3/4"
16	G11386	7	Flat Washer, 5/16" SAE
17	G10910001	4	Slotted Scraper
18	G10995601	4	Scraper Mount, 12 Row
	G10910101	4	Scraper Mount, 16 Row
19	G10418	4	Lock Nut, 7/8"-9
20	G10216	8	Washer, 1/2" USS
21	G10636	8	Carriage Bolt, 1/2"-13 x 1 1/2"
22	G10111	8	Lock Nut, 1/2"-13

(109001)

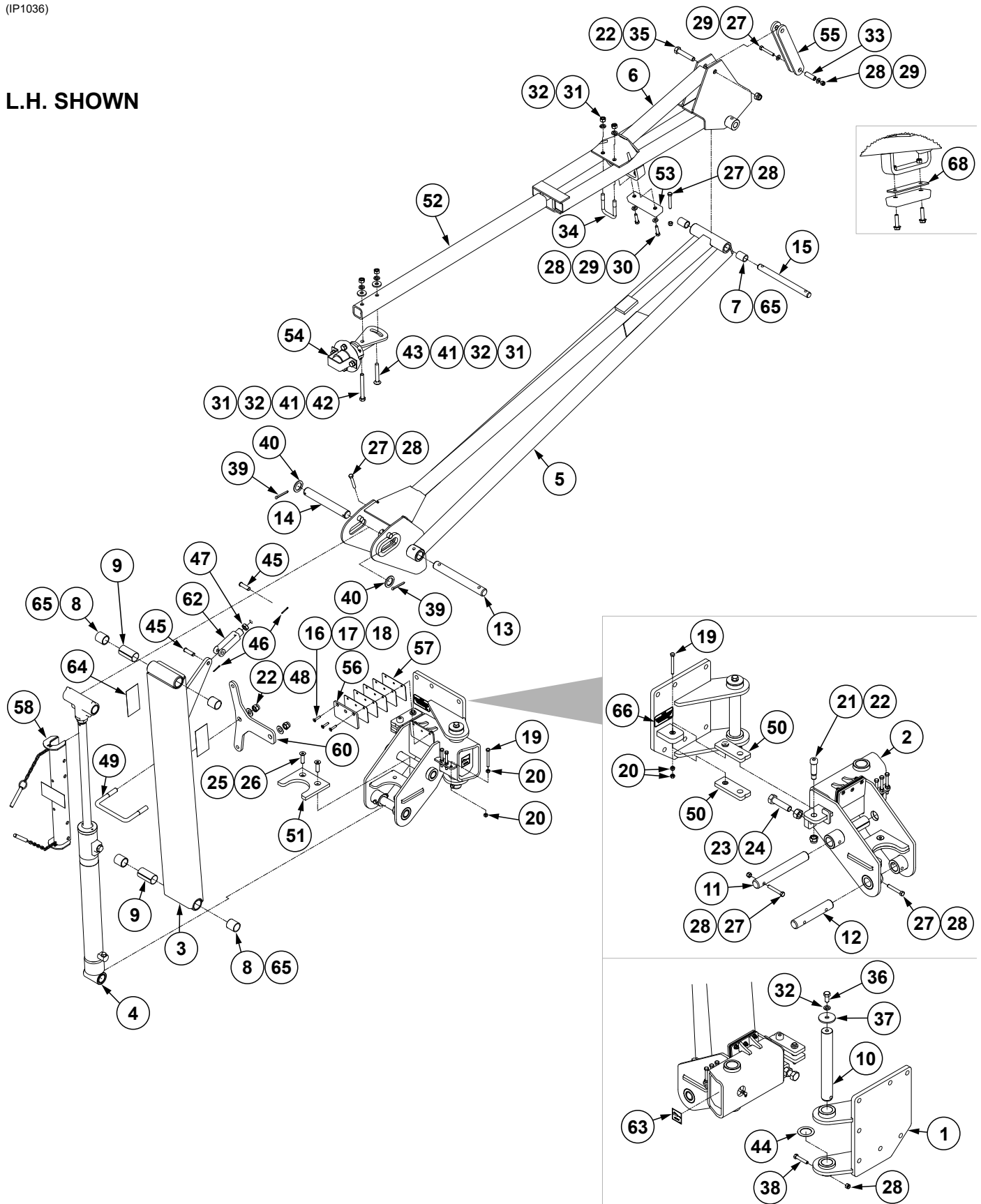
16 Row Shown



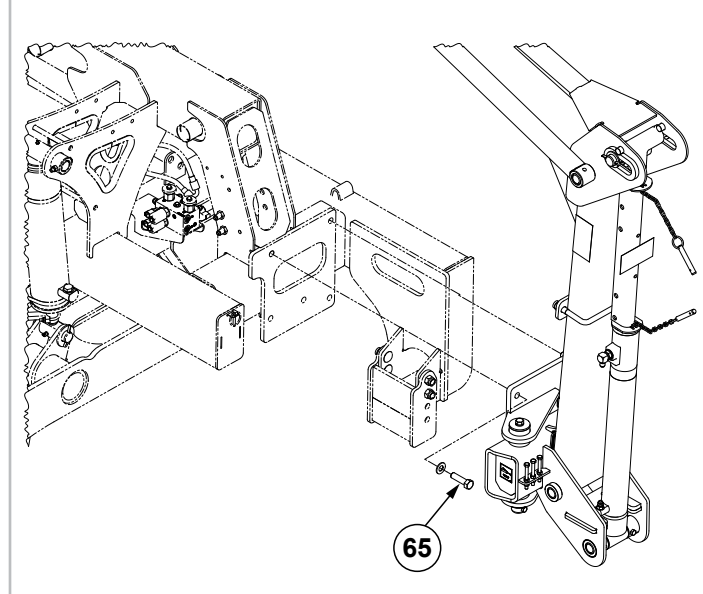
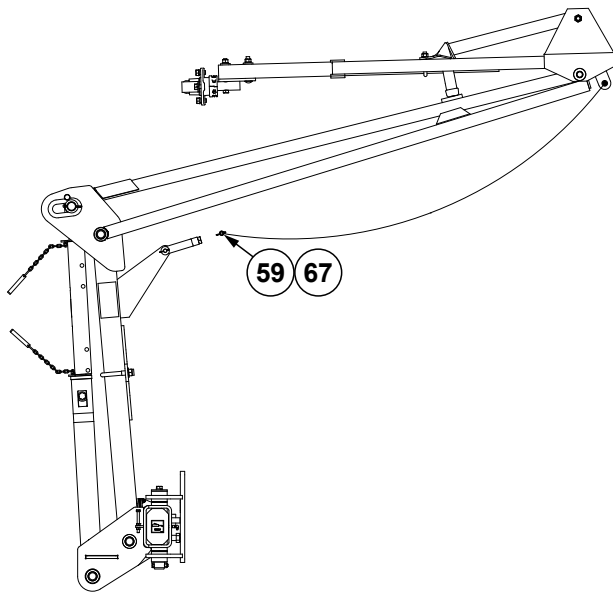
ITEM	PART NO.	QTY.	DESCRIPTION
1	G10996701	1	Jump Start Sensor Bracket, 12 Row
	G10899901	1	Jump Start Sensor Bracket, 16 Row
2	G10996801	1	Jump Start Sensor Cover, 12 Row
	G10899801	1	Jump Start Sensor Cover, 16 Row
3	GA13204	1	Motion Sensor
4	G10043	2	Hex Head Cap Screw, 5/16"-18 x 3/4"
5	G11386	2	Flat Washer, 5/16" SAE

(IP1036)

L.H. SHOWN



(Continued on following pages.)



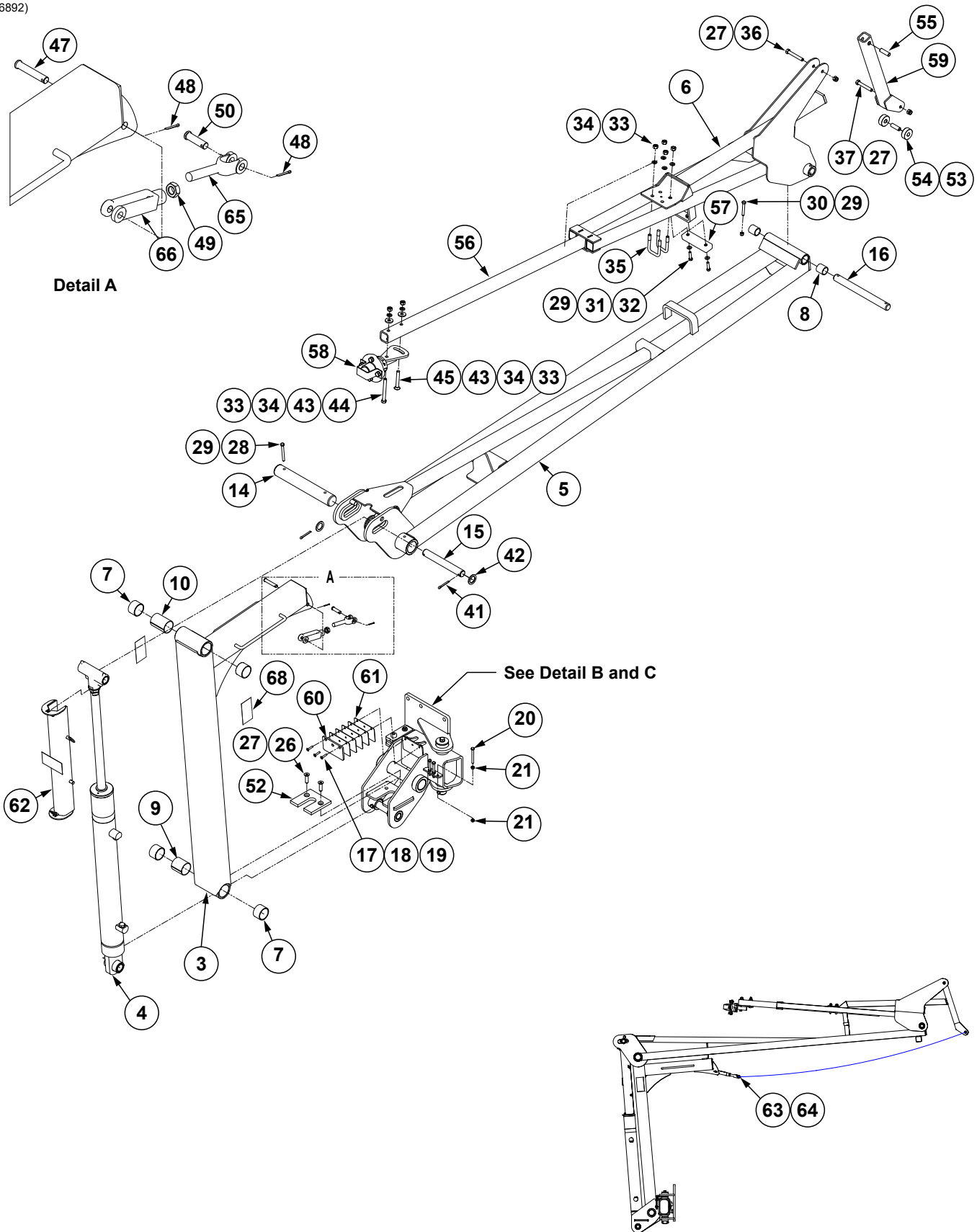
ITEM	PART NO.	QTY. (Per Assy.)	DESCRIPTION
1	G10305701	1	L.H. Marker Pivot
	G10522701	1	R.H. Marker Pivot
2	G10700501	1	L.H. Outer Breakaway, 12 Row
	G10700502	1	R.H. Outer Breakaway, 12 Row
	G10779	1	Grease Fitting, 90°, ¼"-28
	G11023101	2	Grease Fitting, Straight Extension, ¼"-28
3	G10819501	1	First Stage Marker, 12 Row
4	G11012701	1	<a href="#">See "Row Marker Cylinder, 12 Row" on page P182</a>
5	G11012501	1	Second Stage Marker
6	G10509901	1	Third Stage Marker, 12 Row
7	G10522601	2	Bearing, .8826 I.D x 1½"
8	G10522401	4	Bearing, 1.2579 I.D. x 1½"
9	G10819701	2	Split Spacer, 1½" O.D. x .065" W x 2.875"
10	GD30379	1	Pin, 1½" O.D. x 11¼"
11	G10487202	1	Pin, 1¼" O.D. x 9⅝" W/Cross Hole
12	GD29104-23	1	Pin, 1¼" O.D. x 7"
13	GD29104-24	1	Pin, 1¼" O.D. x 10-5/8"
14	GD10486	1	Pin, 1¼" x 9"
15	G10500101	1	Pin, ⅞" O.D. x 10⅞"
16	G11657	3	Hex Flat Head Cap Screw, ¼"-20 x 1¼"
17	G11385	3	Flat Washer, ¼" SAE
18	G10110	3	Lock Nut, ¼"-20, Grade B
19	G11553	4	Hex Head Cap Screw, ⅝"-18 x 3"
20	G10106	8	Hex Nut, ⅝"-18
21	GD36715	1	Shoulder Bolt, ⅝"-11 x 1¾"
22	G10107	4	Lock Nut, ⅝"-11
23	G10105	1	Hex Nut, ¾"-10
24	G10543	1	Hex Head Cap Screw, ¾"-10 x 3", Full Thread
25	G11534	2	Hex Flat Head Counter Sunk, ½"-13 x 1¼"
26	G10111	2	Lock Nut, ½"-13
27	G10049	5	Hex Head Cap Screw, ⅜"-16 x 2½"

Continued on the next page.

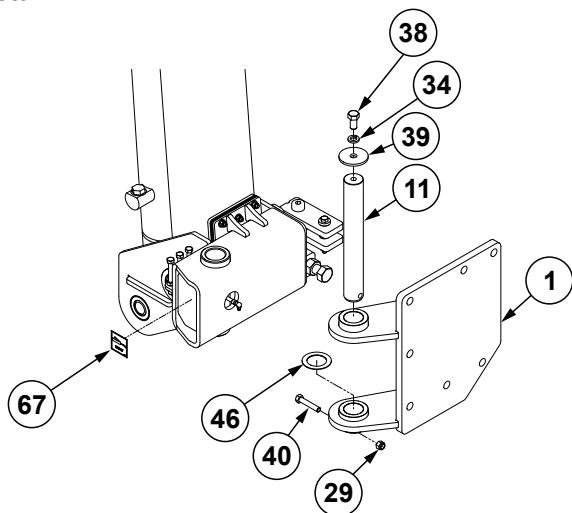


ITEM	PART NO.	QTY. (Per Assy.)	DESCRIPTION
28	G10108	8	Lock Nut, 3/8"-16
29	G11387	4	Flat Washer, 3/8" SAE
30	G10003	2	Hex Head Cap Screw, 3/8"-16 x 1 1/2"
31	G10102	4	Hex Nut, 1/2"-13
32	G10228	5	Lock Washer, 1/2"
33	GD2971-11	1	Sleeve, 1 7/8" Long
34	GD2721	1	U-Bolt, 2" x 2" x 1/2"-13
35	G10862	1	Hex Head Cap Screw, 5/8"-11 x 3 1/4"
36	G10014	1	Hex Head Cap Screw, 1/2"-13 x 1"
37	GD18828	1	Washer
38	G10048	1	Hex Head Cap Screw, 3/8"-16 x 2"
39	G10460	2	Cotter Pin, 1/4" x 2"
40	G10159	2	Washer, 1 7/8", 10 Gauge (.1345")
41	G10168	2	Machine Bushing, 1/2", 7 Gauge (.1793")
42	G10045	1	Hex Head Cap Screw, 1/2"-13 x 4 1/2"
43	G10844	1	Carriage Bolt, 1/2"-13 x 3 1/2"
44	G10450	1	Washer, 2 1/4", 18 Gauge (.0478")
45	G10560	2	Clevis Pin, 1/2" x 1 3/4"
46	G10451	2	Cotter Pin, 1/8" x 1"
47	G10503	1	Hex Jam Nut, 5/8"-11, Grade 2
48	G11391	2	Flat Washer, 5/8" SAE
49	GD11489	1	U-Bolt, 3" x 6" x 5/8"-11
50	GA18485	2	Shear Strap
51	G10500201	1	Wear Stop
52	GD0453-02	1	Extension Tube, 40"
	GD0453-05	-	Extension Tube, 55" (Even Row)
53	GA9145	1	Molded Stop, 6 1/4" Long
54	GA26909	1	<a href="#">See "Row Marker Spindle/Hub/Blade" on page P138</a>
55	GA8072	1	Linkage, 10"
56	GD26790	1	Stop Pad
57	GD26789	5	Shim Stop
58	GA24754	1	Cylinder Lock-Up
59	G3302-04	1	Coil Chain, No. 9/0, 36 Links
60	GD26962	1	Lockup Storage Plate
62	GD8218	1	Yoke
63	G7100-110	1	<a href="#">See "Decals, Paint, and Miscellaneous" on page P277</a>
64	G7100-397	2	<a href="#">See "Decals, Paint, and Miscellaneous" on page P277</a>
65	G11685	5	Hex Head Cap Screw, 5/8"-11 x 2 1/4", Grade 8
	G11391	10	Flat Washer, 5/8" SAE
	G11510	5	Locknut, 5/8"-11, Grade 8
66	G10962501	1	<a href="#">See "Decals, Paint, and Miscellaneous" on page P277</a>
67	GD10674-09	1	Chain Cover, 70"
68	G10959901	1	Shim, 6" x 1 1/2" x 10 Gauge (.1345")

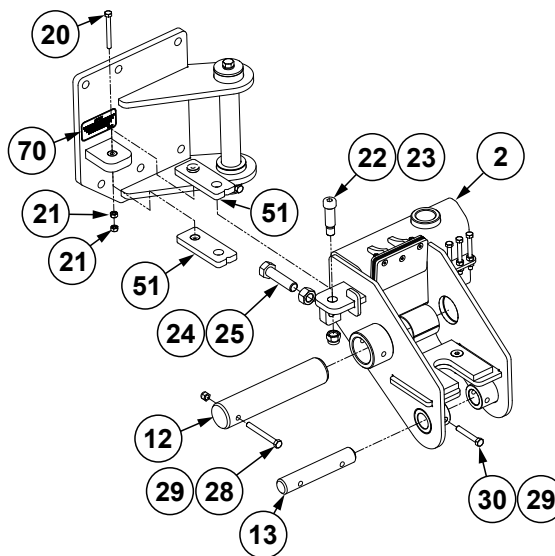
(106892)



Detail C



Detail B



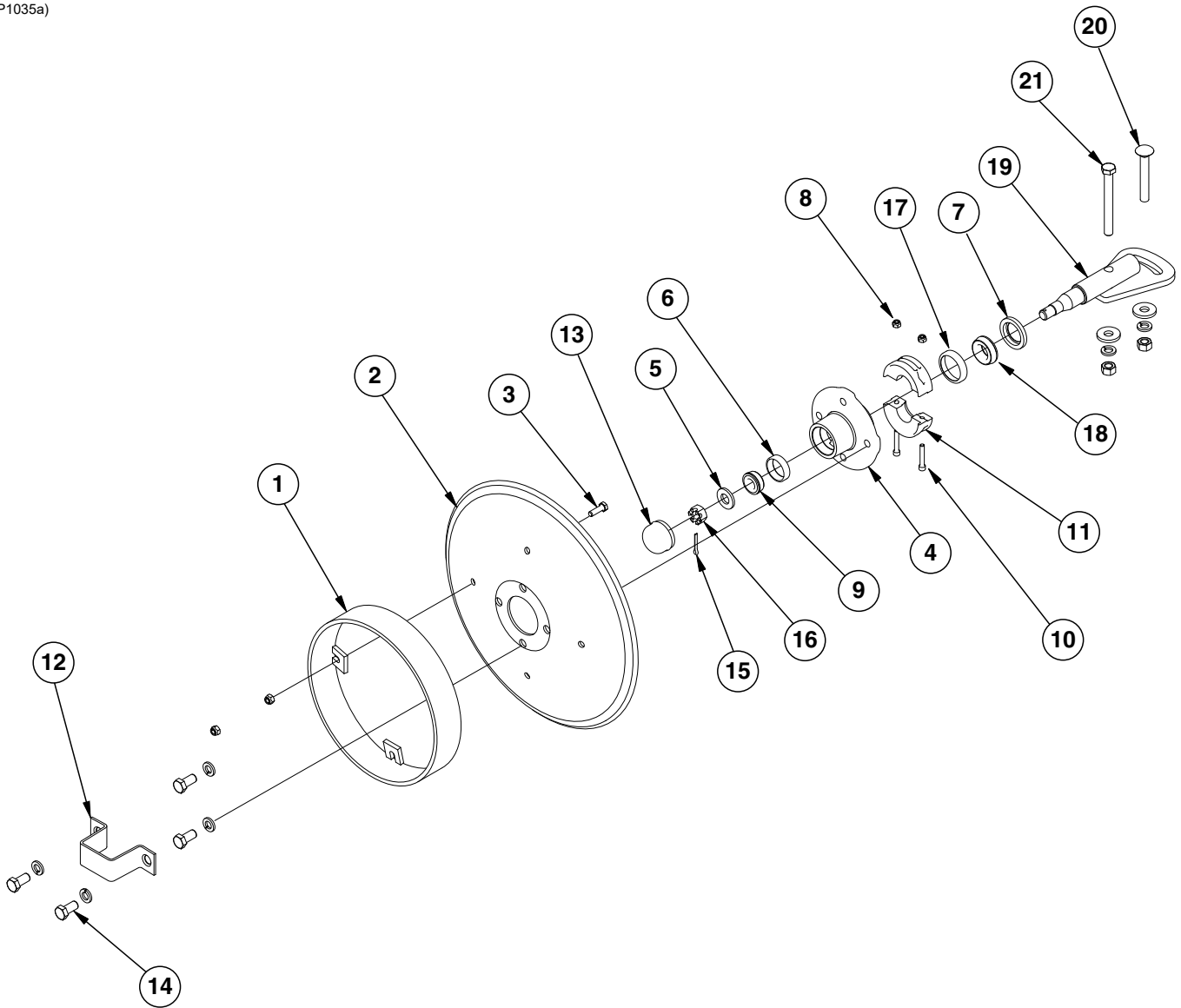
ITEM	PART NO.	QTY. (Per Assy.)	DESCRIPTION
1	G10689101 G10689102	1 ---	L.H. Marker Pivot R.H. Marker Pivot
2	G10689501 G10689502 G10779 G11023101	1 1 1 2	L.H. Outer Breakaway, 16 Row R.H. Outer Breakaway, 16 Row Grease Fitting, 90°, 1/4"-28 Grease Fitting, Straight Extension, 1/4"-28
3	G10819201	1	First Stage Marker, 16 Row
4	G10528401	1	<a href="#">See "Row Marker Cylinder, 16 Row" on page P183</a>
5	G10524201	1	Second Stage
6	G10524501	1	Third Stage
7	G10529001	4	Bearing, 2.1353" I.D x 1 1/2"
8	G10522401	2	Bearing, 1.2579" I.D. x 1 1/2"
9	G10819601	1	Split Spacer, 2 3/8" O.D. x .95W x 2 1/2"
10	G10819602	1	Split Spacer, 2 3/8" O.D. x .95W x 3 3/8"
11	GD30379	1	Pin, 1 1/2" O.D. x 11 1/4"
12	G10529801	1	Pin, 2 1/8" x 10" W/Cross Hole
13	GD29104-23	1	Pin, 1 1/4" O.D. x 7"
14	G10529201	1	Pin, 2 1/8" x 13 3/4" W/Cross Hole
15	GD10186	1	Pin, 1 1/4" x 9 1/2"
16	GD29104-25	1	Pin, 1 1/4" O.D. x 13 1/4"
17	G11657 G11180	3 ---	Hex Flat Head Cap Screw, 1/4"-20 x 1 1/4" Hex Flat Head Counter Sunk Cap Screw, 1/4"-20 x 1"
18	G11385	3	Flat Washer, 1/4" SAE
19	G10110	3	Lock Nut, 1/4"-20, Grade B
20	G11553	4	Hex Head Cap Screw, 5/16"-18 x 3"
21	G10106	8	Hex Nut, 5/16"-18
22	GD36715	1	Shoulder Bolt, 5/8"-11 x 1 3/4"
23	G10107	1	Lock Nut, 5/8"-11
24	G10105	1	Hex Nut, 3/4"-10
25	G10543	1	Hex Head Cap Screw, 3/4"-10 x 3", Full Thread

Continued on following page.

ITEM	PART NO.	QTY. (Per Assy.)	DESCRIPTION
26	G11534	2	Hex Flat Head Counter Sunk, 1/2"-13 x 1 3/4"
27	G10111	4	Lock Nut, 1/2"-13
28	G10061	2	Hex Head Cap Screw, 3/8"-16 x 3 1/2"
29	G10108	7	Lock Nut, 3/8"-16
30	G10049	2	Hex Head Cap Screw, 3/8"-16 x 2 1/2"
31	G11387	2	Flat Washer, 3/8" SAE
32	G10003	2	Hex Head Cap Screw, 3/8"-16 x 1 1/2"
33	G10102	6	Hex Nut, 1/2"-13
34	G10228	7	Lock Washer, 1/2"
35	GD2721	2	U-Bolt, 2" x 2" x 1/2"-13
36	G10033	1	Hex Head Cap Screw, 1/2"-13 x 3 1/2"
37	G10585	1	Hex Head Cap Screw, 1/2"-13 x 3 1/4"
38	G10014	1	Hex Head Cap Screw, 1/2"-13 x 1"
39	GD18828	1	Washer
40	G10048	1	Hex Head Cap Screw, 3/8"-16 x 2"
41	G10460	2	Cotter Pin, 1/4" x 2"
42	G10159	2	Washer, 1 1/8", 10 Gauge (.1345")
43	G10168	2	Machine Bushing, 1/2", 7 Gauge (.1793")
44	G10045	1	Hex Head Cap Screw, 1/2"-13 x 4 1/2"
45	G10844	1	Carriage Bolt, 1/2"-13 x 3 1/2"
46	G10450	1	Washer, 2 1/4", 18 Gauge (.0478")
47	G10704501	1	Clevis Pin, 1/2" x 2 3/4"
48	G10451	2	Cotter Pin, 1/8" x 1"
49	G10503	1	Hex Jam Nut, 5/8"-11, Grade 2
50	G10560	1	Clevis Pin, 1/2" x 1 3/4"
51	GA18485	2	Shear Strap
52	G10696301	1	Wear Stop Pad
53	GD19206	1	Chain Sleeve
54	GD19205	2	Chain Spacer
55	GD7904-09	1	Sleeve, 5/8" O.D. x .509" I.D. x 2 5/8"
56	GD0453-03	1	Extension Tube, 50"
	GD0453-08	-	Extension Tube, 65" (Even Row)
57	GA9145	1	Molded Stop, 6 1/4" Long
58	---	1	<a href="#">See "Row Marker Spindle/Hub/Blade" on page P138</a>
59	GA21209	1	Control Arm
60	GD26790	1	Stop Pad
61	GD26789	5	Shim Stop
62	GA18884 G10874	1	Cylinder Lock-up Assembly Detent Pin, 1/2" x 3 1/2" Grip (Included W/GA18884)
63	G3302-16	1	Marker Chain, 39 Links
64	GD10674-08	1	Chain Cover, 75"
65	GD11115	1	Plain Yoke
66	GD8218	1	Yoke
67	G7100-110	1	<a href="#">See "Decals, Paint, and Miscellaneous" on page P277</a>
68	G7100-397	2	<a href="#">See "Decals, Paint, and Miscellaneous" on page P277</a>
69	---	---	---
70	G10962501	1	<a href="#">See "Decals, Paint, and Miscellaneous" on page P277</a>

**This page left blank intentionally.**

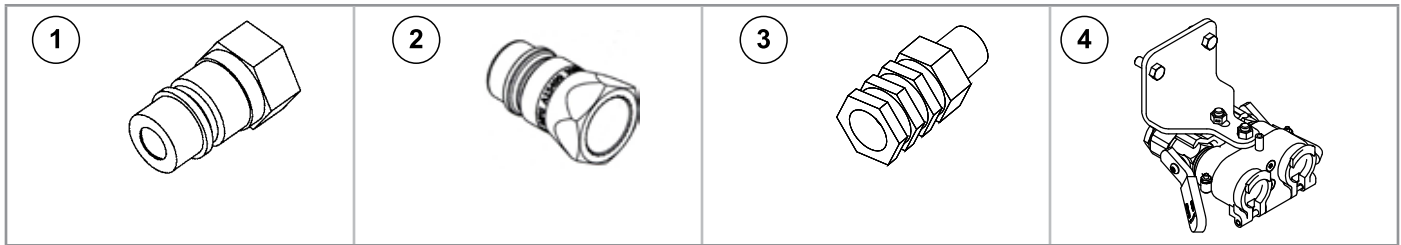
(IP1035a)



ITEM	PART NO.	QTY. (Per Assy.)	DESCRIPTION
1	GA5853	1	Depth Band
2	GD0746	1	Disc Blade, Solid, 16" (Shown)
	GD10283	-	Disc Blade, Notched, 16" (Optional)
3	G10019	4	Hex Head Cap Screw, 5/16"-18 x 1"
	G10109	4	Lock Nut, 5/16"-18, Grade 8
4	GA26876	1	Hub W/Cups, 4 Bolt (Includes Items 6 and 17)
5	G11391	1	Flat Washer, 5/8" SAE
6	GR0151	1	Outer Cup
7	GD21540	1	Grease Seal
8	G10110	2	Lock Nut, 1/4"-20, Grade B
9	GA0257	1	Bearing
10	G11418	2	Hex Socket Head Cap Screw, 1/4"-20 x 1 1/2"
11	GB0554	2	Hub Shield
12	GD2597	1	Retainer
13	GD0840	1	Dust Cap
14	G10722	4	Hex Head Cap Screw, 1/2"-20 x 1"
	G10228	4	Lock Washer, 1/2"
15	G10544	1	Cotter Pin, 5/32" x 1"
16	G10725	1	Slotted Hex Nut, 5/8"-18
17	GR0150	1	Inner Cup
18	GA0245	1	Bearing
19	GA15151	1	Spindle
20	G10844	1	Carriage Bolt, 1/2"-13 x 3 1/2"
	G10168	1	Machine Bushing, 1/2", 7 Gauge
	G10228	1	Lock Washer, 1/2"
	G10102	1	Hex Nut, 1/2"-13
21	G10045	1	Hex Head Cap Screw, 1/2"-13 x 4 1/2"
	G10168	2	Machine Bushing, 1/2", 7 Gauge
	G10228	2	Lock Washer, 1/2"
	G10102	2	Hex Nut, 1/2"-13
A	GA26909	-	Hub And Spindle Assembly, (Items 4-7, 9, and 12-19)

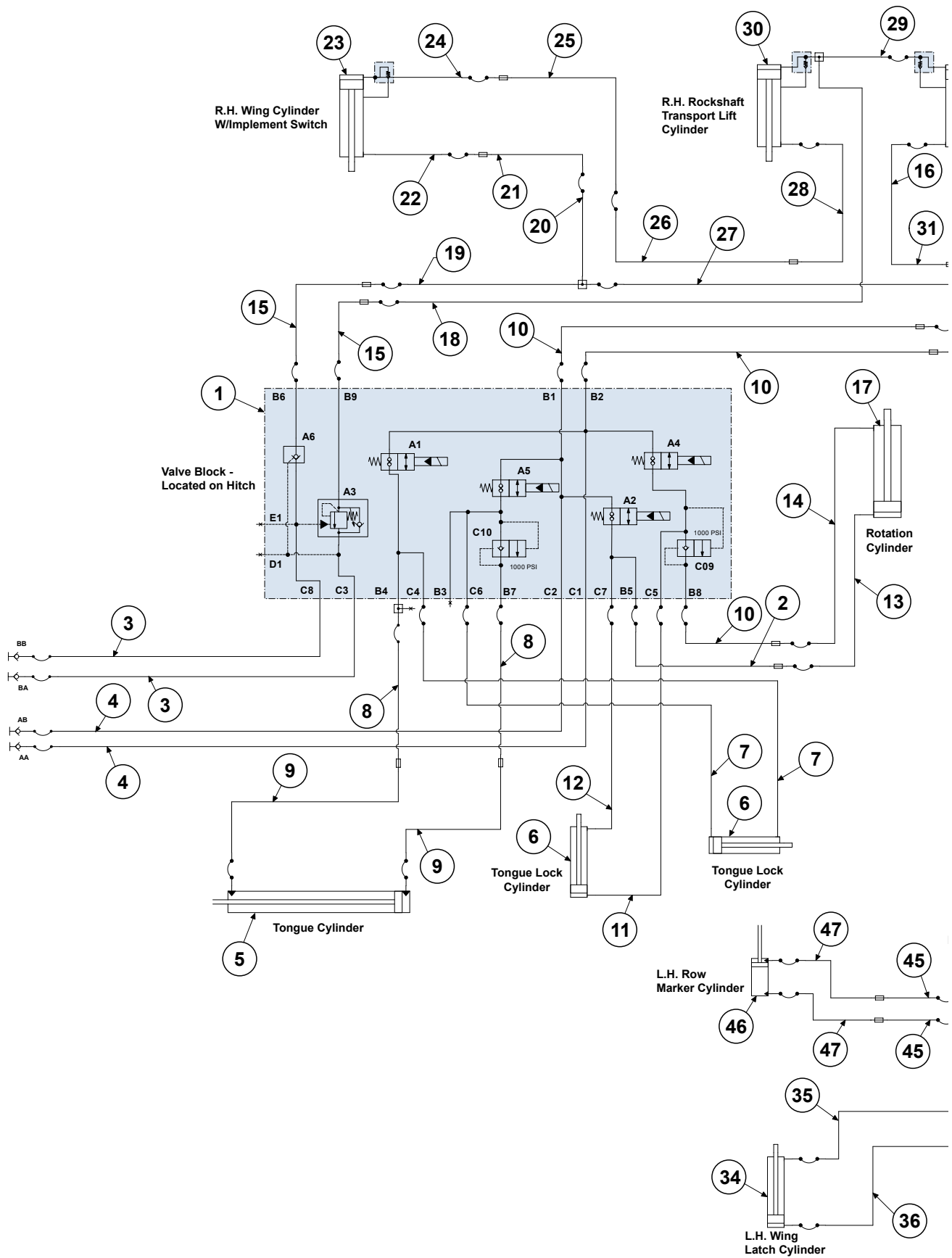
**This page left blank intentionally.**

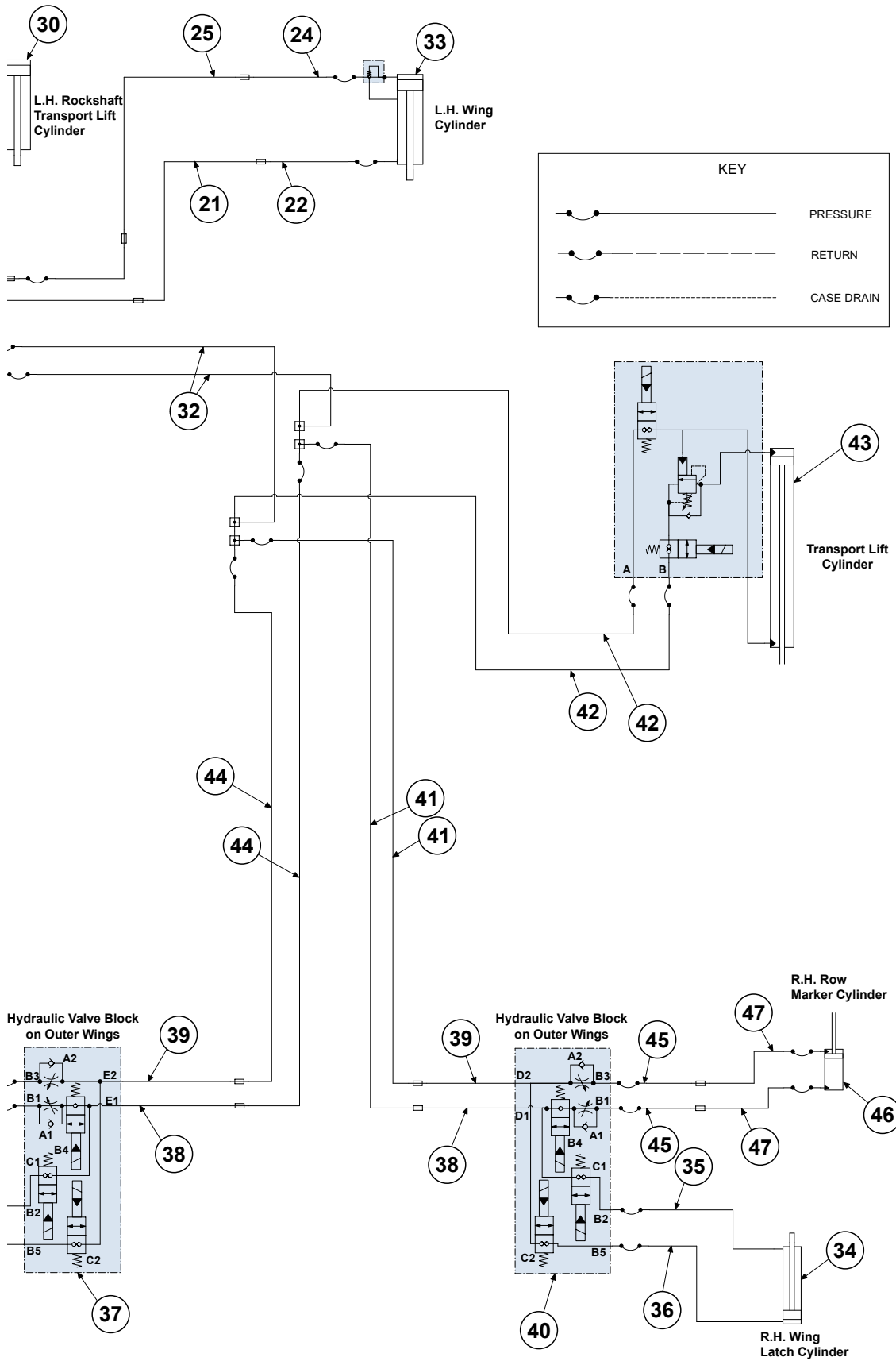




ITEM	PART NO.	QTY.	DESCRIPTION
1	GD4086	-	ISO Coupler
2	GA15499 GD25522	- -	Special Pioneer Coupler, Zero Pressure Return Hydraulic Tip Cover
3	GD36866	-	Fitting, 1/2"
4	G1K795	-	Auxiliary Hydraulic Hookup Valve Kit, Includes: (1) Coupler Bracket, (1) Coupler, (2) Hex Head Cap Screws, (2) Large Serrated Flange Nuts, (2) Swivel Tees, (2) 3/8" x 62" Hose Assembly, (1) Instruction Sheet

(109487)





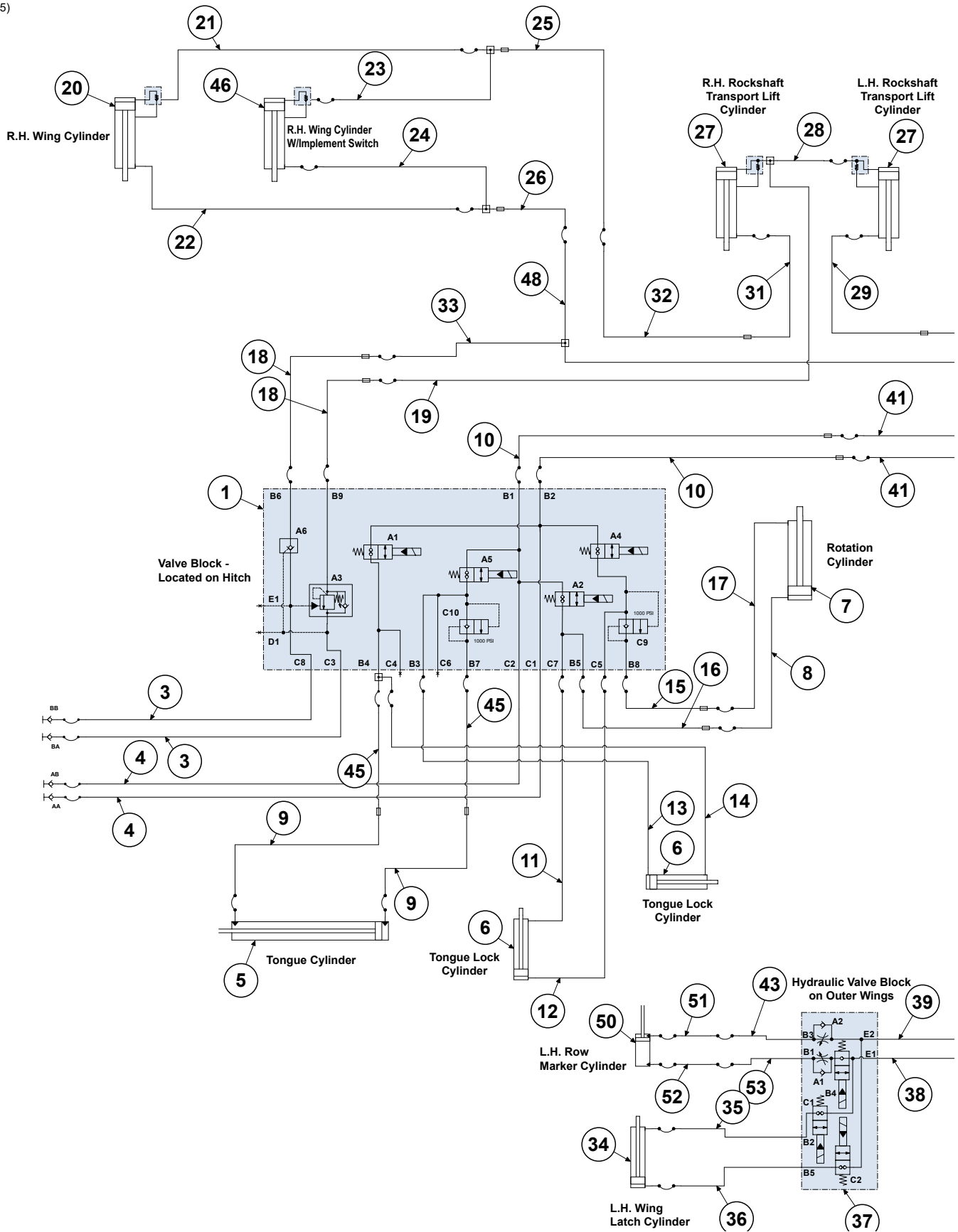
Continued on following page.

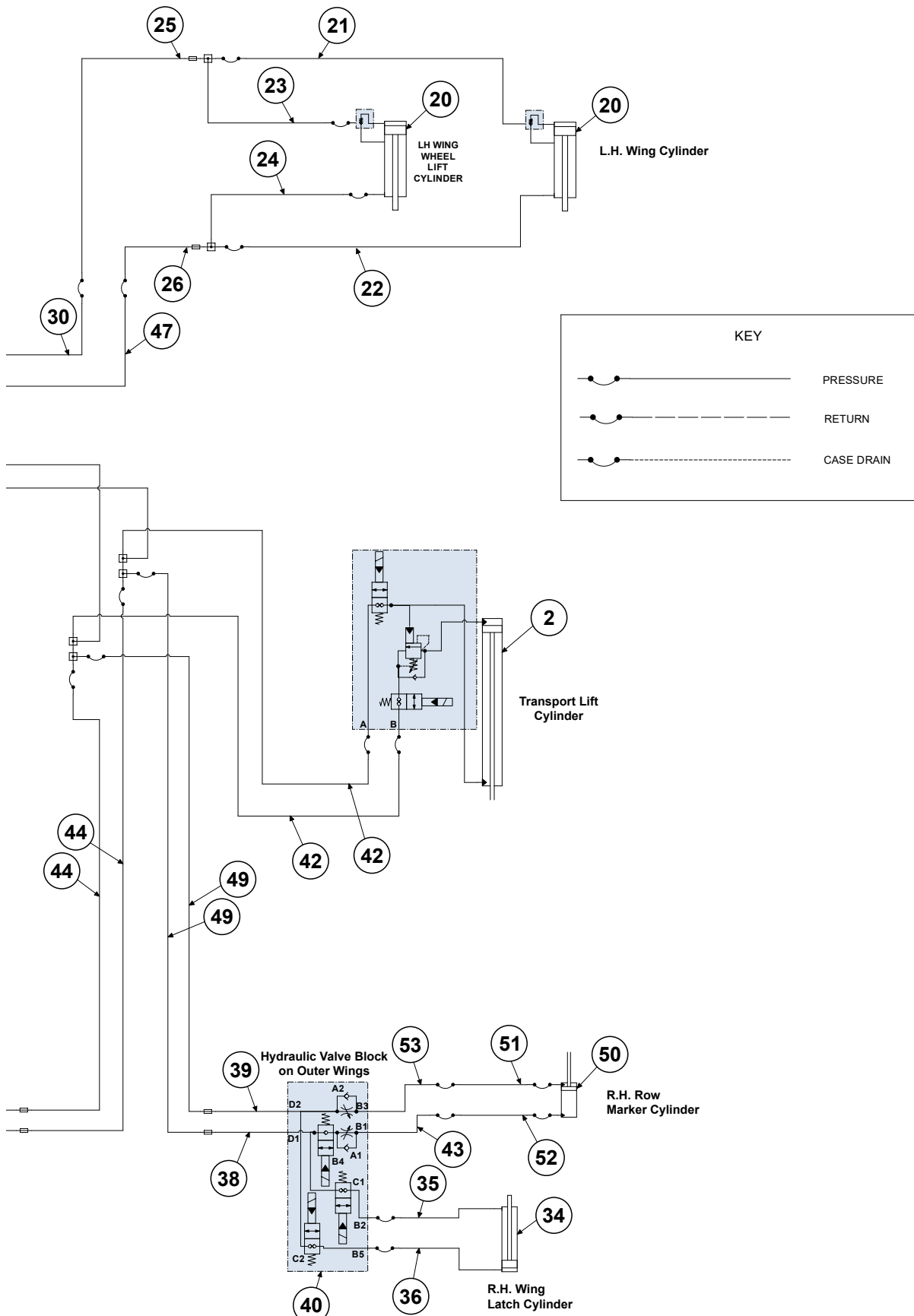
ITEM	PART NO.	QTY.	DESCRIPTION
1	---	1	<a href="#">See "Valve Block - Located on Hitch" on page P188</a>
2	*A15035-68	1	Hose Assembly, $\frac{3}{8}$ " x 68" (06F-08F)
3	*A21545-175	2	Hose Assembly, $\frac{5}{8}$ " AR x 175" (10F-1/2M NPTF W/Ext., W/Tip)
4	*A18692-175	2	Hose Assembly, $\frac{1}{2}$ " AR x 175" (08F-1/2M NPTF W/Ext., W/Tip)
5	G10767502	1	<a href="#">See "Tongue Cylinder" on page P180</a>
6	GA9205	2	<a href="#">See "Tongue Lock Cylinder" on page P184</a>
7	*A25691-81	2	Hose Assembly, $\frac{3}{8}$ " AR x 81" (06F-06F)
8	*A25691-63	2	Hose Assembly, $\frac{3}{8}$ " AR x 63" (06F-06F)
9	*A15092-54	2	Hose Assembly, $\frac{3}{8}$ " x 54" (06F - 08F)
10	*A25691-68	3	Hose Assembly, $\frac{3}{8}$ " AR x 68" (06F-06F)
11	*A15081-62	1	Hose Assembly, $\frac{3}{8}$ " x 62" (06F -06F)
12	*A15081-66	1	Hose Assembly, $\frac{3}{8}$ " x 66" (06F-06F)
13	*A25691-130	1	Hose Assembly, $\frac{3}{8}$ " AR x 130" (06F-06F)
14	*A25691-125	1	Hose Assembly, $\frac{3}{8}$ " AR x 125" (06F-06F)
15	*A11481-76	2	Hose Assembly, $\frac{5}{8}$ " AR x 76" (10F-10F)
16	*A25704-125	1	Hose Assembly, $\frac{1}{2}$ " AR x 125" (08F-08M)
17	G11066601	1	<a href="#">See "Rotation Cylinder" on page P173</a>
18	*A21544-141	1	Hose Assembly, $\frac{5}{8}$ " AR x 141" (10F-10F90S)
19	*A11481-198	1	Hose Assembly, $\frac{5}{8}$ " AR x 198" (10F - 10F)
20	*A27501-112	1	Hose Assembly, $\frac{1}{2}$ " AR x 112" (10F-08M JIC)
21	G10553301	2	Steel Hydraulic Line, O.D. Size $\frac{1}{2}$ "
22	*A15032-36	2	Hose Assembly, $\frac{3}{8}$ " AR x 36" (08F-08F)
23	G10837901	1	<a href="#">See "Wing Cylinder W/Implement Switch, 12 Row" on page P170</a>
24	*A27200-21	2	Hose Assembly, $\frac{3}{8}$ " AR x 21" (08F-08F90S)
25	G10553401	2	Steel Hydraulic Line, O.D. Size $\frac{1}{2}$ "
26	*A25704-109	1	Hose Assembly, $\frac{1}{2}$ " AR x 109" ( 08F - 08M JIC)
27	*A27501-76	1	Hose Assembly, $\frac{1}{2}$ " AR x 76" (10F-108M JIC)
28	*A18630-135	1	Hose Assembly, $\frac{1}{2}$ " AR x 135" (08F - 08F)
29	*A21530-20	1	Hose Assembly, $\frac{5}{8}$ " x 20" (10F - 10F)
30	G10826001	2	<a href="#">See "Rockshaft Transport Lift Cylinder, 12 Row" on page P174</a>
31	*A25704-73	1	Hose Assembly, $\frac{1}{2}$ " AR x 73" (08F-08M)
32	*A25691-201	2	Hose Assembly, $\frac{3}{8}$ " AR x 201" (06F-06F)
33	G10826701	1	<a href="#">See "Wing Cylinder, 12 Row" on page P166</a>
34	G10597101	2	<a href="#">See "Wing Latch Cylinder" on page P164</a>
35	*A7697-16	2	Hose Assembly, $\frac{1}{4}$ " x 16" (04F90L-06M)
36	*A7682-16	2	Hose Assembly, $\frac{1}{4}$ " x 16" (04F90L - 06F)
37	---	1	<a href="#">See "Hydraulic Valve Block on Outer Wings" on page P190</a>
38	G10552601	2	Steel Hydraulic Line, O.D. Size $\frac{3}{8}$ "
39	G10552701	2	Steel Hydraulic Line, O.D. Size $\frac{3}{8}$ "
40	---	1	<a href="#">See "Hydraulic Valve Block on Outer Wings" on page P190</a>
41	*A26659-126	2	Hose Assembly, $\frac{3}{8}$ " AR x 126" (06F-06M)
42	*A25692-66	2	Hose Assembly, $\frac{3}{8}$ " AR x 66" (06F - 06F90S)
43	G10379401	1	<a href="#">See "Transport Lift Cylinder, 16 Row" on page P178</a>
44	*A26659-70	2	Hose Assembly, $\frac{3}{8}$ " AR x 70" (06F - 06M JIC)
45	*A15096-17	4	Hose Assembly, $\frac{3}{8}$ " x 17" (06F - 06F90S)
46	G11012701	2	<a href="#">See "Row Marker Cylinder, 12 Row" on page P182</a>
47	*A25696-50	4	Hose Assembly, $\frac{3}{8}$ " AR x 50" ( 06F - 06F90L)

\* Hydraulic hose is not stocked by Kinze Repair Parts.

**This page left blank intentionally.**

(109485)





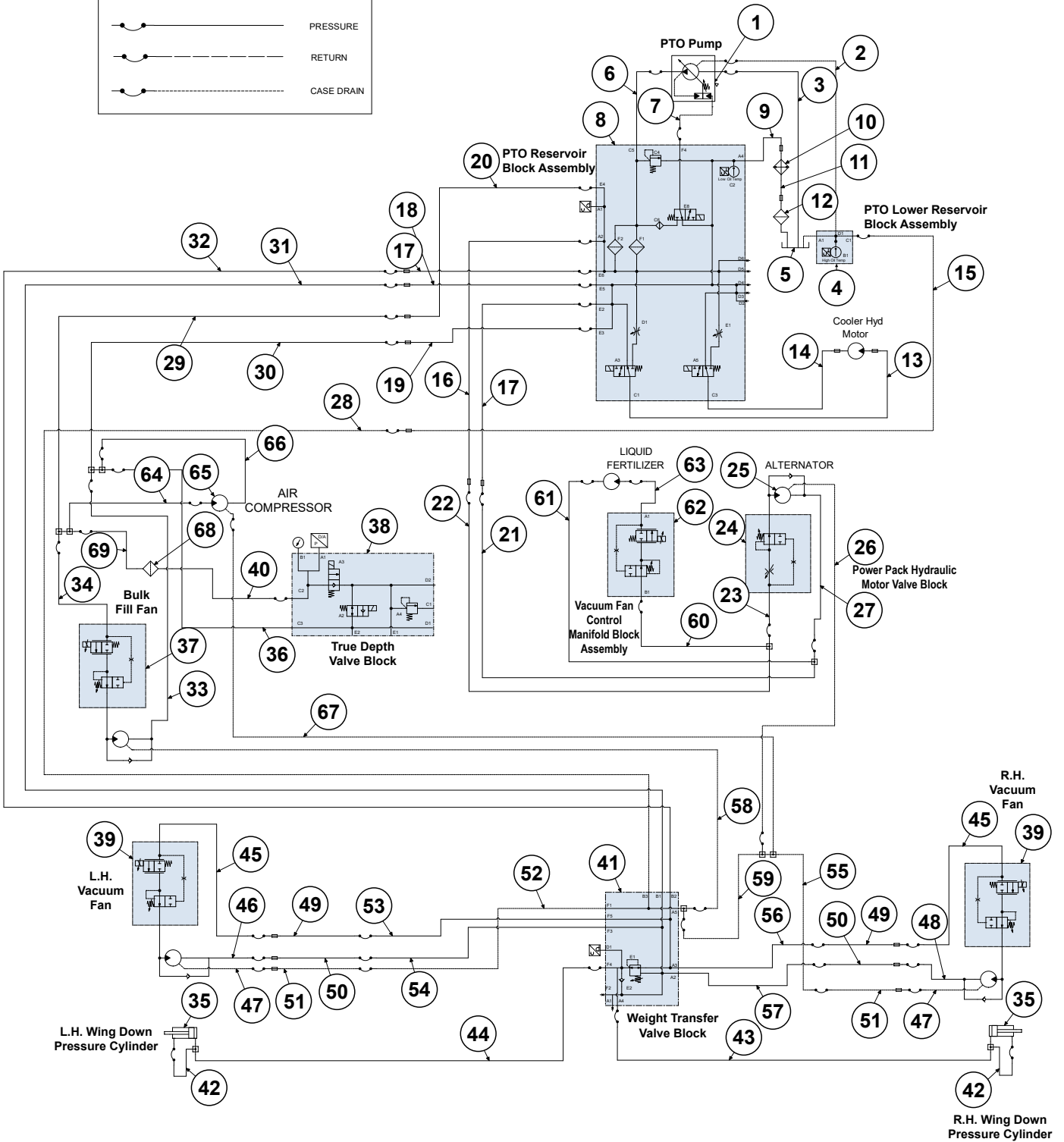
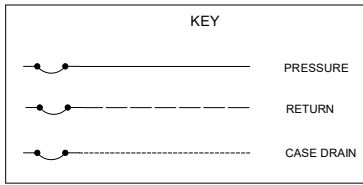
ITEM	PART NO.	QTY.	DESCRIPTION
1	---	1	<a href="#">See "Valve Block - Located on Hitch" on page P188</a>
2	G10598301	1	<a href="#">See "Transport Lift Cylinder, 16 Row" on page P178</a>
3	*A21545-163	2	Hose Assembly, 5/8" AR x 163" (10F-1/2M NPTF W/Ext., W/Tip)
4	*A18692-163	2	Hose Assembly, 1/2" AR x 163" (08F-1/2M NPTF W/Ext., W/Tip)
5	G10767501	1	<a href="#">See "Tongue Cylinder" on page P180</a>
6	GA9205	2	<a href="#">See "Tongue Lock Cylinder" on page P184</a>
7	G11066601	1	<a href="#">See "Rotation Cylinder" on page P173</a>
8	*A25691-130	1	Hose Assembly, 3/8" AR x 130" (06F-06F)
9	*A15092-56	2	Hose Assembly, 3/8" x 56" (06F-08F)
10	*A25691-140	2	Hose Assembly, 3/8" AR x 140" (06F - 06F)
11	*A15081-50	1	Hose Assembly, 3/8" x 50" (06F - 06F)
12	*A15081-46	1	Hose Assembly, 3/8" x 46" (06F - 06F)
13	*A25691-48	1	Hose Assembly, 3/8" AR" x 48" (06F - 06F)
14	*A25691-142	1	Hose Assembly, 3/8" AR x 142" (06F-06F)
15	*A25691-142	1	Hose Assembly, 3/8" AR x 142" (06F-06F)
16	*A15035-142	1	Hose Assembly, 3/8" AR x 142" (06F-08F)
17	*A25691-125	1	Hose Assembly, 3/8" AR x 125" (06F-06F)
18	*A11481-146	2	Hose Assembly, 5/8" AR x 146" (10F-10F)
19	*A21544-141	1	Hose Assembly, 5/8" AR x 141" (10F-10F90S)
20	G10849101	3	<a href="#">See "Wing Cylinder, 16 Row" on page P168</a>
21	*A27200-46	2	Hose Assembly, 3/8" AR x 46" (08F-08F90S)
22	*A15032-58	2	Hose Assembly, 3/8" AR x 58" (08F-08F)
23	*A27200-21	2	Hose Assembly, 3/8" AR x 21" (08F-08F90S)
24	*A15032-36	2	Hose Assembly, 3/8" AR x 36" (08F-08F)
25	G10553401	2	Steel Hydraulic Line, O.D. Size 1/2"
26	G10553301	2	Steel Hydraulic Line, O.D. Size 1/2"
27	G10843701	2	<a href="#">See "Rockshaft Transport Lift Cylinder, 16 Row" on page P175</a>
28	*A21530-20	1	Hose Assembly, 5/8" x 20" (10F - 10F)
29	*A25704-138	1	Hose Assembly, 1/2" AR x 138" (08F-08M)
30	*A25704-86	1	Hose Assembly, 1/2" AR x 86" (08F-08M)
31	*A18630-144	1	Hose Assembly, 1/2" AR x 144" (08F - 08F)
32	*A25704-160	1	Hose Assembly, 1/2" x 160" (08F - 08M)
33	*A11481-211	1	Hose Assembly, 5/8" AR x 211" (10F - 10F)
34	G10597101	2	<a href="#">See "Wing Latch Cylinder" on page P164</a>
35	*A7697-16	2	Hose Assembly, 1/4" x 16" (04F90L-06M)
36	*A7682-16	2	Hose Assembly, 1/4" x 16" (04F90L-06F)
37	---	1	<a href="#">See "Hydraulic Valve Block on Outer Wings" on page P190</a>
38	G10552601	2	Steel Hydraulic Line, O.D. Size 3/8"
39	G10552701	2	Steel Hydraulic Line, O.D. Size 3/8"
40	---	1	<a href="#">See "Hydraulic Valve Block on Outer Wings" on page P190</a>
41	*A25691-224	2	Hose Assembly, 3/8" AR x 224" (06F-06F)
42	*A25692-93	2	Hose Assembly, 3/8" AR x 93" (06F90S-06F)
43	*A15096-35	2	Hose Assembly, 3/8" x 35" (06F-06F90S)
44	*A26659-70	2	Hose Assembly, 3/8" AR x 70" (06F - 06M JIC)
45	*A25691-136	2	Hose Assembly, 3/8" AR x 136" (06F - 06F)
46	G10849301	1	<a href="#">See "Wing Cylinder W/Implement Switch, 16 Row" on page P171</a>
47	*A27501-86	1	Hose Assembly, 1/2" AR x 86" (10F-08M JIC)
48	*A27501-160	1	Hose Assembly, 1/2" AR x 160" (10F-08M JIC)
49	*A26659-185	2	Hose Assembly, 3/8" AR x 185" (06F-06M)
50	G10528401	2	<a href="#">See "Row Marker Cylinder, 16 Row" on page P183</a>
51	*A25696-60	2	Hose Assembly, 3/8" AR x 60" (06F-06F90L)
52	*A25696-50	2	Hose Assembly, 3/8" AR x 50" (06F - 06F90L)
53	*A15096-39	2	Hose Assembly, 3/8" x 39" (06F-06F90S)

\* Hydraulic hose is not stocked by Kinze Repair Parts.



**This page left blank intentionally.**

(109486)



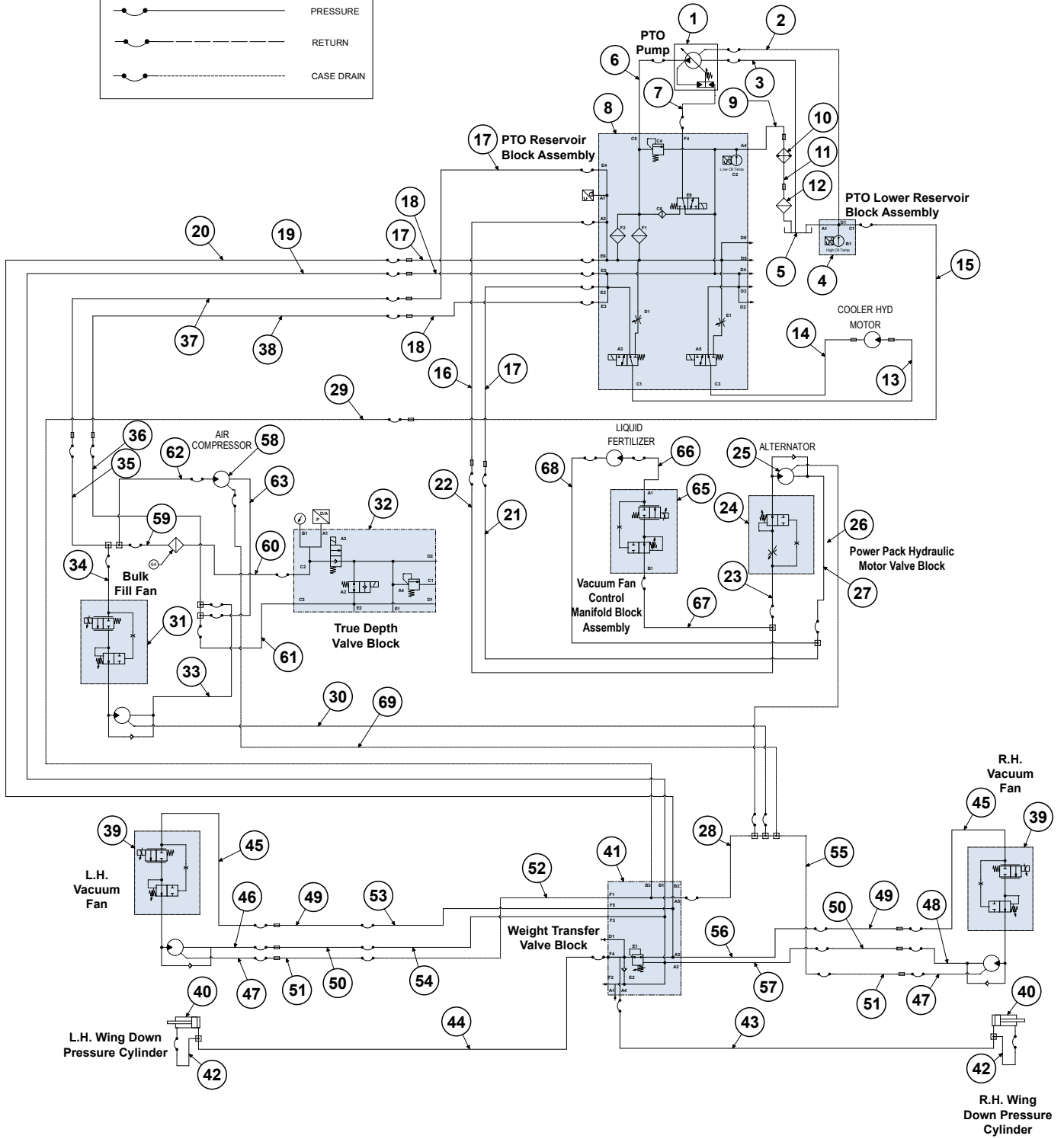
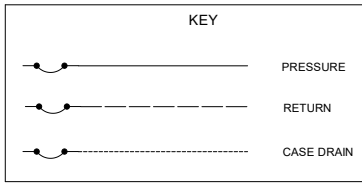
ITEM	PART NO.	QTY.	DESCRIPTION
1	---	1	<a href="#">See "PTO Pump" on page P159</a>
2	*A25696-136	1	Hose Assembly, 3/8" AR x 136" (06F-06F90L)
3	GA27230-134	1	Hose Assembly, 2" x 92" (32F-OE)
4	---	1	<a href="#">See "PTO Lower Reservoir Block Assembly" on page P196</a>
5	G10505701	1	PTO Reservoir
6	*A12992-162	1	Hose Assembly, 1" AR x 162" (16F-16F90M)
7	*A7684-165	1	Hose Assembly, 1/4" AR x 165" (04F-04F)
8	---	1	<a href="#">See "PTO Reservoir Block Assembly" on page P160</a>
9	G10555001	1	Steel Hydraulic Line, 1"
10	G10192201	1	Fan and Cooler Assembly
11	G10192401	1	Hydraulic Steel Line, 1"
12	G10080501	1	Tank Filter Assembly
	G10396801	-	Filter Element
	G10399501	-	Filter Seal Kit (Included w/G10080501)
	G10396601	-	Indicator (Included w/G10080501)
	G10396701	-	Lid and Spring (Included w/G10080501)
	G10399401	-	Air Element (Included w/G10080501)
	G11539	4	Hex Socket Flange Cap Screw, 5/16"-18 x 3/4"
13	G10552401	1	Steel Hydraulic Line, 3/8"
14	G10552301	1	Steel Hydraulic Line, 3/8"
15	*A25692-128	1	Hose Assembly, 3/8" AR x 128" (06F-06F90S)
16	*A18630-142	1	Hose Assembly, 1/2" AR x 142" (08F-08F)
17	*A11481-144	2	Hose Assembly, 5/8" AR x 144" (10F-10F)
18	*A11485-142	1	Hose Assembly, 5/8" x 142" (12F-12F)
19	*A11485-145	1	Hose Assembly, 5/8" x 145" (12F-12F)
20	*A11481-139	1	Hose Assembly, 5/8" x 139" (10F-10F)
21	*A11481-212	1	Hose Assembly, 5/8" x 212" (10F-10F)
22	*A18630-208	1	Hose Assembly, 1/2" x 208" (10F-12F)
23	*A27200-20	1	Hose Assembly, 3/8" AR x 20" (08F-08F90S)
24	---	1	<a href="#">See "Power Pack Hydraulic Motor Valve Block" on page P195</a>
25	G10169501	1	Hydraulic Motor
26	*A25691-23	1	Hose Assembly, 3/8" AR x 23" (06F-06F)
27	*A27500-18	1	Hose Assembly, 1/2" AR x 18" (10F-10F90S)
28	*A25691-201	1	Hose Assembly, 3/8" AR x 201" (06F - 06F)
29	*A11481-226	1	Hose Assembly, 5/8" x 226" (10F-10F)
30	*A11485-232	1	Hose Assembly, 5/8" x 232" (12F-12F)
31	*A11485-204	1	Hose Assembly, 5/8" x 204" (12F-12F)
32	*A11481-202	1	Hose Assembly, 5/8" x 202" (10F-10F)
33	*A21554-25	1	Hose Assembly, 5/8" x 25" (10F90S - 12F)
34	*A18645-18	1	Hose Assembly, 1/2" AR x 18" (08F90S - 10F)
35	G10370402	2	<a href="#">See "Wing Down Pressure Cylinder" on page P162</a>
36	*A21530-79	1	Hose Assembly, 5/8" x 79" (10F - 10F)
37	---	1	<a href="#">See "Bulk Fill Fan Assembly" on page P84</a>
38	---	1	<a href="#">See "True Depth Valve Block" on page P194</a>
39	---	2	<a href="#">See "Vacuum Fan Assembly" on page P67</a>
40	*A18667-63	1	Hose Assembly, 1/2" x 63" (08F-08F)
41	---	1	<a href="#">See "Weight Transfer Valve Block" on page P186</a>
42	*A7698-14	2	Hose Assembly, 1/4" x 14" (06F90S-04FP W/Quick Disconnect)
43	*A25696-140	1	Hose Assembly, 3/8" AR x 140" (06F-06F90L)
44	*A25691-70	1	Hose Assembly, 3/8" AR x 70" (06F-06F)
45	*A18630-28	2	Hose Assembly, 1/2" AR x 28" (08F - 08F)
46	*A11481-27	1	Hose Assembly, 5/8" AR x 27" (10F-10F)

(Continued on following page.)

ITEM	PART NO.	QTY.	DESCRIPTION
47	*A25691-30	2	Hose Assembly, 3/8" AR x 30" (06F - 06F)
48	*A11481-32	1	Hose Assembly, 5/8" x 32" (10F-10F)
49	G10553201	2	Steel Hydraulic Line, O.D. Size 1/2"
50	G10554501	2	Steel Hydraulic Line, O.D. Size, 3/4"
51	G10552501	2	Steel Hydraulic Line, O.D. Size, 3/8"
52	*A26659-32	1	Hose Assembly, 3/8" AR x 32" (06F - 06M JIC)
53	*A27207-62	1	Hose Assembly, 3/8" AR x 62" (06F-08M JIC)
54	*A25705-62	1	Hose Assembly, 1/2" AR x 62" (08F-10M JIC)
55	*A26659-92	1	Hose Assembly, 3/8" AR x 92" (06F-06M JIC)
56	*A27209-124	1	Hose Assembly, 3/8" AR x 124" (06F90L-08M JIC)
57	*A25709-124	1	Hose Assembly, 1/2" AR x 124" (08F90S-10M JIC)
58	*A25691-27	1	Hose Assembly, 3/8" AR x 27" (06F-06F)
59	*A26659-34	1	Hose Assembly, 3/8" AR x 34" (06F-06M)
60	*A25504-57	1	Hose Assembly, 3/8" x 57" (06F - 08F90S)
61	*A18685-73	1	Hose Assembly, 1/2" x 73" (08F-10F90S)
62	---	1	<a href="#">See "Vacuum Fan Control Manifold Block Assembly" on page P192</a>
63	*A15096-24	1	Hose Assembly, 3/8" x 24" (06F-06F90S)
64	*A25978-111	1	Hose Assembly, 3/8" x 111" (08F-10F)
65	G10606001	1	Hydraulic Air Compressor
66	*A18687-109	1	Hose Assembly, 1/2" x 109" (10F-12F)
67	*A7685-60	1	Hose Assembly, 1/4" x 60" (04F - 06F90S)
68	GA25857	1	In-Line Filter Assembly
	GR2368	-	Seal Kit, Includes: (1) Sealing O-Ring, (1) Anit-Extrusion Ring, (1) External O-Ring
69	*A25701-14	1	Hose Assembly, 1/2" x 14" (08F - 10F)

\* Hydraulic hose is not stocked by Kinze Repair Parts.

(109484)



Continued on following pages.

## Vacuum / Bulk Fill / PTO Schematic, 16 Row

Model 5670

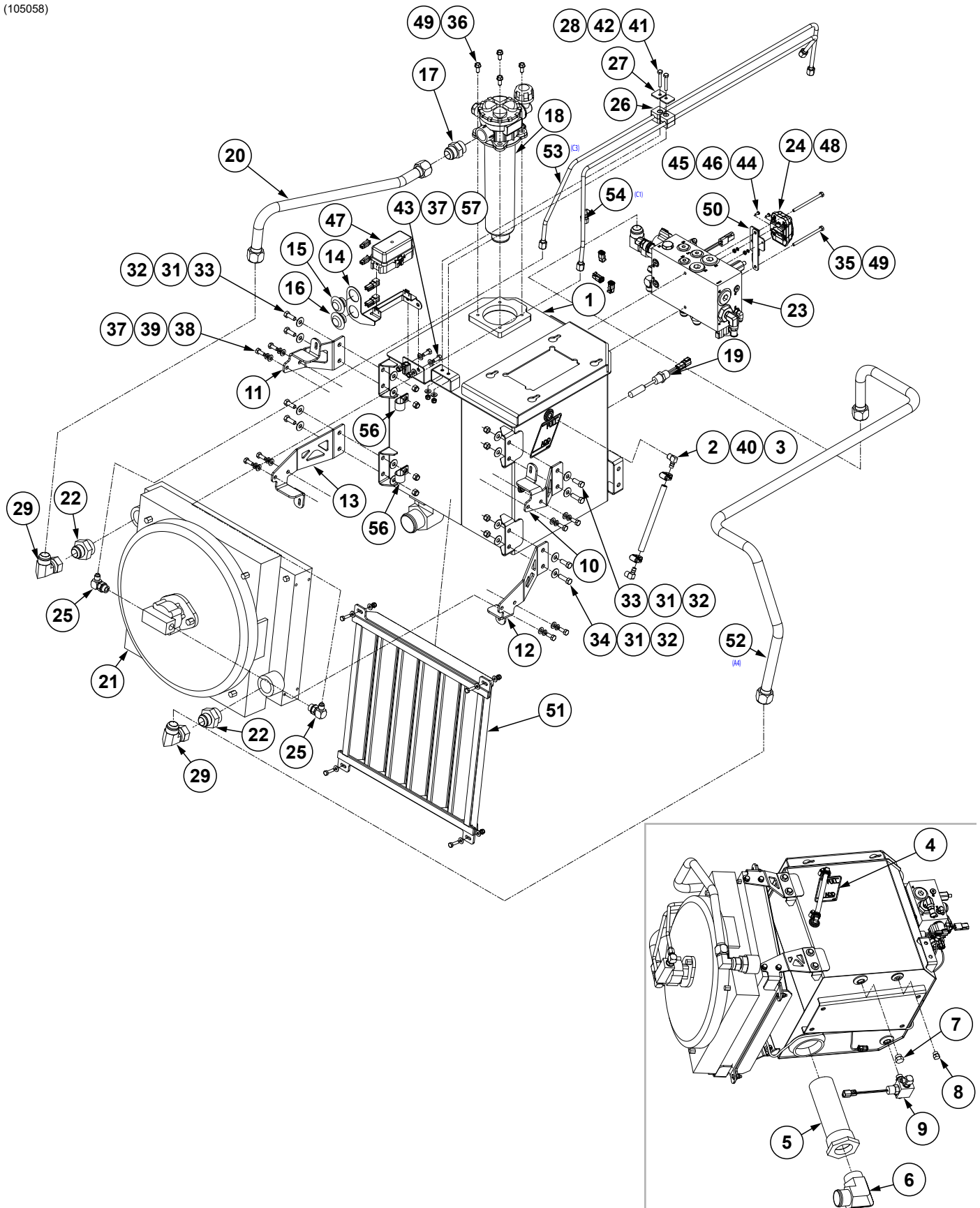
M0322-02

ITEM	PART NO.	QTY.	DESCRIPTION
1	---	1	<a href="#">See "PTO Pump" on page P159</a>
2	*A25696-136	1	Hose Assembly, 3/8" AR x 136" (06F-06F90L)
3	*A27230-134	1	Hose Assembly, 2" x 92" (32F-OE)
4	---	1	<a href="#">See "PTO Lower Reservoir Block Assembly" on page P196</a>
5	G10505701	1	PTO Reservoir
6	*A12992-162	1	Hose Assembly, 1" AR x 162" (16F-16F90M)
7	*A7684-165	1	Hose Assembly, 1/4" AR x 165" (04F-04F)
8	---	1	<a href="#">See "PTO Reservoir Block Assembly" on page P160</a>
9	G10555001	1	Steel Hydraulic Line, 1"
10	G10192201	1	Fan and Cooler Assembly
11	G10192401	1	Hydraulic Steel Line, 1"
12	G10080501	1	Tank Filter Assembly
	G10396801	-	Filter Element
	G10399501	-	Filter Seal Kit (Included w/G10080501)
	G10396601	-	Indicator (Included w/G10080501)
	G10396701	-	Lid and Spring (Included w/G10080501)
	G10399401	-	Air Element (Included w/G10080501)
	G11539	4	Hex Socket Flange Cap Screw, 5/16"-18 x 3/4"
13	G10552401	1	Steel Hydraulic Line, 3/8"
14	G10552301	1	Steel Hydraulic Line, 3/8"
15	*A25692-182	1	Hose Assembly, 3/8" AR x 182" ( 06F -06F90S)
16	*A18630-192	1	Hose Assembly, 1/2" AR x 192" (08F - 08F)
17	*A11481-198	3	Hose Assembly, 5/8" AR x 198" (10F-10F)
18	*A11485-198	2	Hose Assembly, 5/8" AR x 198" (12F-12F)
19	*A11485-227	1	Hose Assembly, 5/8" x 227" (12F-12F)
20	*A11481-228	1	Hose Assembly, 5/8" x 228" (10F-10F)
21	*A11481-210	1	Hose Assembly, 5/8" x 210" (10F-10F)
22	*A18630-206	1	Hose Assembly, 1/2" x 206" (10F-12F)
23	*A27200-20	1	Hose Assembly, 3/8" AR x 20" (08F-08F90S)
24	---	1	<a href="#">See "Power Pack Hydraulic Motor Valve Block" on page P195</a>
25	G10169501	1	Hydraulic Motor
26	*A25691-23	1	Hose Assembly, 3/8" AR x 23" (06F-06F)
27	*A27500-18	1	Hose Assembly, 1/2" AR x 18" (10F-10F90S)
28	*A27211-59	1	Hose Assembly, 3/8" AR x 59" (06M JIC - 06F90S)
29	*A25691-222	1	Hose Assembly, 3/8" AR x 222" (06F-06F)
30	*A25692-27	1	Hose Assembly, 3/8" AR x 27" (06F90S-06F)
31	---	1	<a href="#">See "Bulk Fill Fan Assembly" on page P84</a>
32	---	1	<a href="#">See "True Depth Valve Block" on page P194</a>
33	*A21556-33	1	Hose Assembly, 5/8" AR x 33" (12F-10F45S)
34	*A18645-43	1	Hose Assembly, 1/2" x 43" (08F-10F)
35	*A11481-54	1	Hose Assembly, 5/8" x 54" (10F-10F)
36	*A11485-56	1	Hose Assembly, 5/8" x 56" (12F-12F)
37	*A11481-205	1	Hose Assembly, 5/8" x 205" (10F-10F)
38	*A11485-210	1	Hose Assembly, 5/8" AR x 210" (12F-12F)
39	---	2	<a href="#">See "Vacuum Fan Assembly" on page P67</a>
40	G10370401	2	<a href="#">See "Wing Down Pressure Cylinder" on page P162</a>
41	---	1	<a href="#">See "Weight Transfer Valve Block" on page P186</a>
42	*A7698-14	2	Hose Assembly, 1/4" x 14" (06F90S-04FP W/Quick Disconnect)
43	*A25696-193	1	Hose Assembly, 3/8" AR x 193" (06F-06F90L)
44	*A25691-76	1	Hose Assembly, 3/8" x 76" (06F - 06F)
45	*A18630-28	2	Hose Assembly, 1/2" AR x 28" (08F - 08F)
46	*A11481-27	1	Hose Assembly, 5/8" AR x 27" (10F-10F)

ITEM	PART NO.	QTY.	DESCRIPTION
47	*A25691-30	2	Hose Assembly, 3/8" AR x 30" (06F - 06F)
48	*A11481-32	1	Hose Assembly, 5/8" x 32" (10F-10F)
49	G10553201	2	Steel Hydraulic Line, O.D. Size 1/2"
50	G10554501	2	Steel Hydraulic Line, O.D. Size, 5/8"
51	G10552501	2	Steel Hydraulic Line, O.D. Size, 3/8"
52	*A26659-66	1	Hose Assembly, 3/8" AR x 66" (06F - 06M JIC)
53	*A27207-62	1	Hose Assembly, 3/8" AR x 62" (06F-08M JIC)
54	*A25705-62	1	Hose Assembly, 1/2" AR x 62" (08F-10M JIC)
55	*A26659-117	1	Hose Assembly, 3/8" AR x 117" (06F - 06M JIC)
56	*A27209-179	1	Hose Assembly, 3/8" AR x 179" (06F90L-08M JIC)
57	*A25709-179	1	Hose Assembly, 1/2" AR x 179" (08F90S-10M JIC)
58	G10606001	1	Hydraulic Air Compressor
59	*A18697-16	1	Hose Assembly, 1/2" x 16" (08F90S-10F)
60	*A18671-20	1	Hose Assembly, 1/2" x 20" (08F - 08F90S)
61	*A25487-20	1	Hose Assembly, 5/8" x 20" (10F-12F)
62	*A18685-42	1	Hose Assembly, 1/2" x 42" (08F - 10F90S)
63	*A21539-38	1	Hose Assembly, 5/8" x 38" (10F - 12F90S)
64	GA25857 GR2368	1 -	In-Line Filter Assembly Seal Kit, Includes: (1) Sealing O-Ring, (1) Anit-Extrusion Ring, (1) External O-Ring
65	---	1	<a href="#">See "Vacuum Fan Control Manifold Block Assembly" on page P192</a>
66	*A15096-16	1	Hose Assembly, 3/8" x 16" (06F-06F Short 90)
67	*A25699-65	1	Hose Assembly, 3/8" x 65" (08F-08F90S)
68	*A18685-77	1	Hose Assembly, 1/2" x 77" (08F - 10F90S)
69	*A7685-65	1	Hose Assembly, 1/4" x 65" (04F - 06F90S)

\* Hydraulic hose is not stocked by Kinze Repair Parts.

(105058)





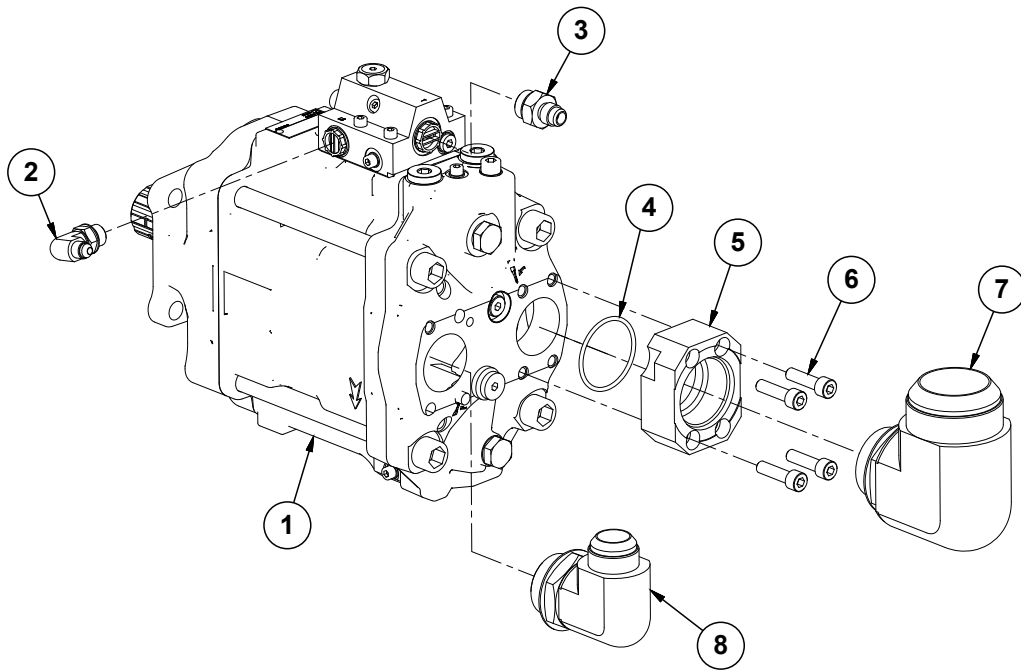
ITEM	PART NO.	QTY.	DESCRIPTION
1	G10505701	1	PTO Reservoir
2	GD35381	2	3/8" O.D. Brass Barbed x 1/4" NPT 90° Elbow
3	*D6279-07	1	Clear Plastic Tubing, 3/8" x 7/4"
4	---	1	<a href="#">See "Decals, Paint, and Miscellaneous" on page P277</a>
5	G10089801	1	Tank Suction Strainer
6	G4501-32-32	1	90° Elbow, 2" NPT x 2" Hose Barb
7	G6408-08 GR1037	1	Plug W/O-Ring, 3/4"-16 O-Ring O-Ring
8	G6408-06 GR1045	1	Plug W/O-Ring, 9/16"-18 O-Ring O-Ring
9	---	1	<a href="#">See "PTO Lower Reservoir Block Assembly" on page P196</a>
10	G10463701	1	L.H. Upper Cooler Mount Bracket
11	G10434901	1	R.H. Upper Cooler Mount Bracket
12	G10463601	1	L.H. Lower Cooler Mount Bracket
13	G10463501	1	R.H. Lower Cooler Mount Bracket
14	G10204001	1	PTO Harness Bracket
15	G10098301	1	PTO Green Light Harness
16	G10098401	1	PTO Red Light Harness
17	G6400-16-16	1	Adapter, 1 5/8"-12 JIC, 1 5/8"-12 O-Ring
18	G10080501	1	Tank Filter Assembly
	G10396801	-	Filter Element
	G10399501	-	Filter Seal Kit (Included w/G10080501)
	G10396601	-	Indicator (Included w/G10080501)
	G10396701	-	Lid and Spring (Included w/G10080501)
	G10399401	-	Air Element (Included w/G10080501)
	G11539	4	Hex Socket Flange Cap Screw, 5/16"-18 x 3/4"
19	G10462201	1	Liquid Level Sensor Assembly
20	G10192401	1	Hydraulic Steel Line, 1"
21	G10192201	1	Fan and Cooler Assembly
22	G6400-16-20	2	Adapter, 1 5/8"-12 JIC, 1 5/8"-12 O-Ring
23	---	1	<a href="#">See "PTO Reservoir Block Assembly" on page P160</a>
24	G10302202	1	XMD-02 Programmed Module
25	G6801-06-08 GR1037	2	Elbow W/O-Ring, 90°, 9/16"-18 Male JIC To 3/4"-16 O-Ring O-Ring
26	GD36667	2	Tube Clamp Set
27	GD36666	2	Tube Clamp Cover Plate
28	G10110	2	Lock Nut, 1/4"-20, Grade B
29	G6500-16-16	2	90° Swivel Elbow, 1 5/8"-12
30	---	---	---
31	G10210	16	Washer, 3/8" USS
32	G10108	8	Lock Nut, 3/8"-16
33	G10001	6	Hex Head Cap Screw, 3/8"-16 x 1"
34	G10004	2	Hex Head Cap Screw, 3/8"-16 x 1 1/4"
35	G10943	2	Hex Head Cap Screw, 1/4"-20 x 4"
36	G11539	4	Hex Socket Flange Cap Screw, 5/16"-18 x 3/4"
37	G11386	12	Flat Washer, 5/16" SAE
38	G12003-20	8	Hex Head Cap Screw, M8-1.20
39	G10232	8	Lock Washer, 5/16"
40	G10681	2	Hose Clamp, No. 6
41	G10040	2	Hex Head Cap Screw, 1/4"-20 x 1 3/4"
42	G11385	2	Flat Washer, 1/4" SAE
43	G10043	2	Hex Head Cap Screw, 5/16"-18 x 3/4"

(Continued on following page.)

ITEM	PART NO.	QTY.	DESCRIPTION
44	G11778	2	Phillips Pan Head Machine Screw, No. 8-32
45	G10928	2	Hex Nut, No. 8-32, Stainless Steel
46	G11995	2	Internal Tooth Washer, No. 8, Stainless Steel
47	G10200302	1	PTO Assembly Harness
48	G10263101	1	PTO Reverser Harness
49	---	---	---
50	G10570601	1	Driver Mount Bracket
51	G10435201	1	Cooler Screen
52	G10555001	1	Steel Hydraulic Line, 1"
53	G10552301	1	Steel Hydraulic Line, 3/8"
54	G10552401	1	Steel Hydraulic Line, 3/8"
55	---	---	---
56	G10492701	2	1" Insulated Clamp
57	G10109	2	Lock Nut, 5/16"-18

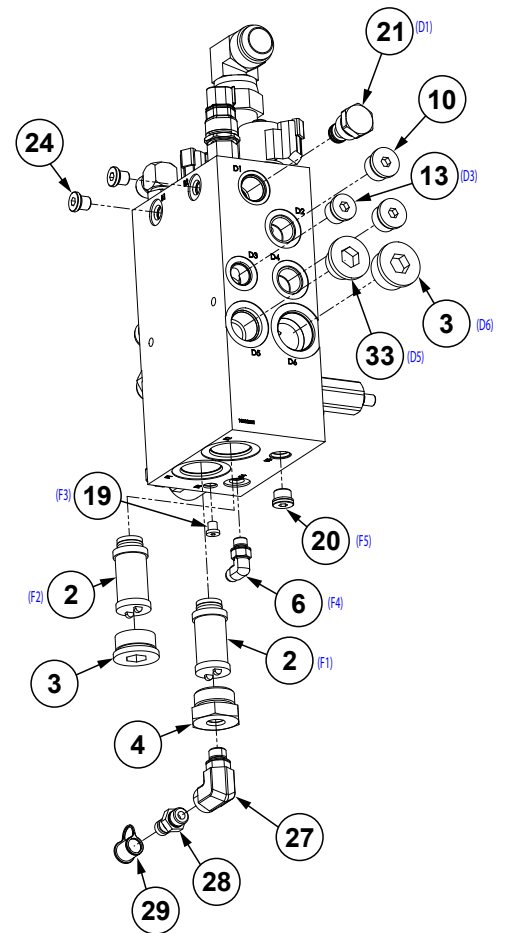
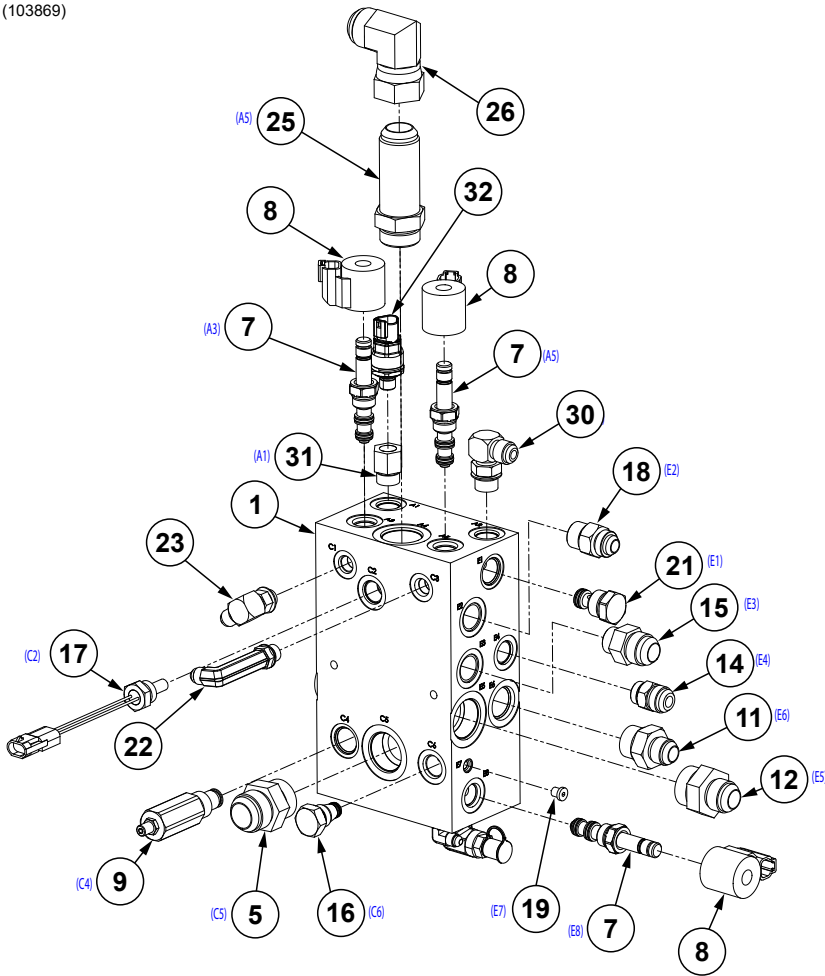
\*Item is not stocked by Kinze repair parts, but is available in bulk (GD6279-00).

(101035)



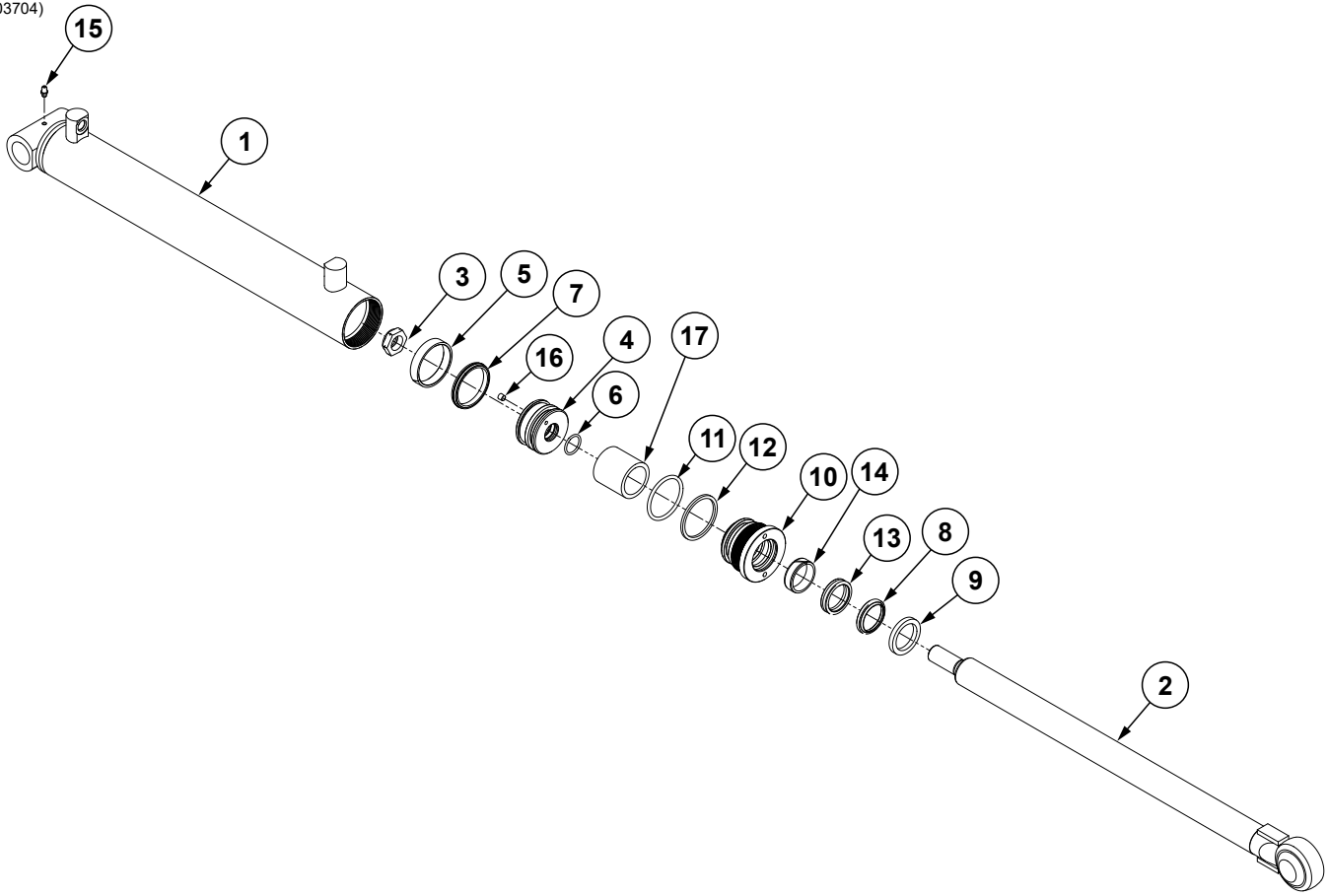
ITEM	PART NO.	QTY.	DESCRIPTION
1	G10910401 G11027601	1	PTO Pump TXV Front Seal Kit
2	G3801-04-04	1	90° Adjustable Elbow, 7/16"-20 x 1/4"-19 BSPP O-Ring
3	G3800-06-08	1	Adapter, 9/16"-18 JIC 1/2"-14 BSPP O-Ring
4	G10888101	1	O-Ring
5	G10887901	1	Adapter, 1 1/8"-12 O-Ring to Split Flange
6	G10888001	4	Hex Socket Head Cap Screw, M8-1.25 x 45 CL12.9
7	G6801-32-24	1	90° Adjustable Elbow, 2 1/2"-12 x 1 7/8"-12 O-Ring
8	G3801-16-20 G10454801 G10454901	1 1 1	90° Adjustable Elbow, 1 5/8"-12 x 1 1/4"-11 BSPP O-Ring O-Ring (Included W/G3801-16-20) Retaining Ring (Included W/G3801-16-20)

(103869)



ITEM	PART NO.	QTY.	DESCRIPTION
1	G10202501	1	Manifold Block
2	GR2312	2	Cartridge Filter Manifold
3	G6408-HHP-16	2	Hex Plug W/O-Ring, 1 <sup>5</sup> / <sub>16</sub> "-12
4	G6410-16-06	1	Adapter, 1 <sup>5</sup> / <sub>16</sub> " x <sup>9</sup> / <sub>16</sub> "-18
5	G6400-16-16	1	Adapter, 1 <sup>5</sup> / <sub>8</sub> "-12 JIC, 1 <sup>5</sup> / <sub>8</sub> "-12 O-Ring
6	G6801-04-04	1	90° Adjustable Elbow, <sup>7</sup> / <sub>16</sub> "-20
7	G10086601	3	3-Way Cartridge, SV08-30
8	G10086901	3	Coil, 12V
9	G10925501	1	Pressure Relief Valve, 3000 PSI V4
10	G6408-H10-0	2	Hex Socket Head Plug W/O-Ring, <sup>7</sup> / <sub>8</sub> "-14 O-Ring
11	G6400-10-12 GR1467	1	Connector W/O-Ring, <sup>7</sup> / <sub>8</sub> "-14 Male JIC To 1 <sup>1</sup> / <sub>16</sub> "-12 O-Ring O-Ring
12	G6400-12-16	1	Adapter, 1 <sup>1</sup> / <sub>16</sub> "-12 JIC, 1 <sup>5</sup> / <sub>16</sub> "-12 W/O-Ring
13	G6408-H08-0	1	Hex Socket Head Plug W/O-Ring, <sup>3</sup> / <sub>4</sub> "-16
14	G6400-10-08 GR1037	1	Connector W/O-Ring, <sup>7</sup> / <sub>8</sub> "-14 Male JIC To <sup>3</sup> / <sub>4</sub> "-16 O-Ring O-Ring
15	G6400-12-10	1	Connector W/O-Ring, 1 <sup>1</sup> / <sub>16</sub> "-12 JIC To <sup>7</sup> / <sub>8</sub> "-14 O-Ring
16	G10088001	1	Cartridge Filter, SAE 8
17	G10087001	1	Temperature Sensor, 100°
18	G6400-10 GR1466	1	Connector W/O-Ring, <sup>7</sup> / <sub>8</sub> "-14 Male JIC To O-Ring O-Ring
19	G6408-H02-0	2	Hex Socket O-Ring Plug, <sup>5</sup> / <sub>16</sub> "-24
20	G6408-H06-0	1	Hex Socket Head O-Ring Plug, <sup>9</sup> / <sub>16</sub> "-18
21	G10604301	2	Orifice Plug
22	G6801-LLL-06-06	1	Adjustable Elbow, <sup>9</sup> / <sub>16</sub> "-18 x <sup>9</sup> / <sub>16</sub> "-18 W/O-Ring
23	G6801-06 GR1045	1	Elbow W/O-Ring, 90°, <sup>9</sup> / <sub>16</sub> "-18 Male JIC To O-Ring O-Ring
24	G6408-H04-0	2	Hex Socket Head Plug, <sup>7</sup> / <sub>16</sub> "-20
25	G6400-L-16	1	Long Adapter, 1 <sup>5</sup> / <sub>16</sub> "-12 JIC, 1 <sup>5</sup> / <sub>16</sub> "-12 O-Ring
26	G6500-16-16	1	90° Swivel Elbow, 1 <sup>5</sup> / <sub>16</sub> "-12
27	G6815-06-06	1	90° Adjustable Elbow
28	GA25254	1	Check Valve
29	GD35251	1	Check Valve Cap
30	G6801-08 GR1037	1	Elbow W/O-Ring, 90°, <sup>3</sup> / <sub>4</sub> "-16 Male JIC To O-Ring O-Ring
31	G6410-08-06	1	Adapter, <sup>3</sup> / <sub>4</sub> "-16 x <sup>9</sup> / <sub>16</sub> "-18
32	G10780301	1	Pressure Sensor, 0-250 Bar
33	G6408-HHP-12	1	Hex Plug W/O-Ring, 1-16"-12

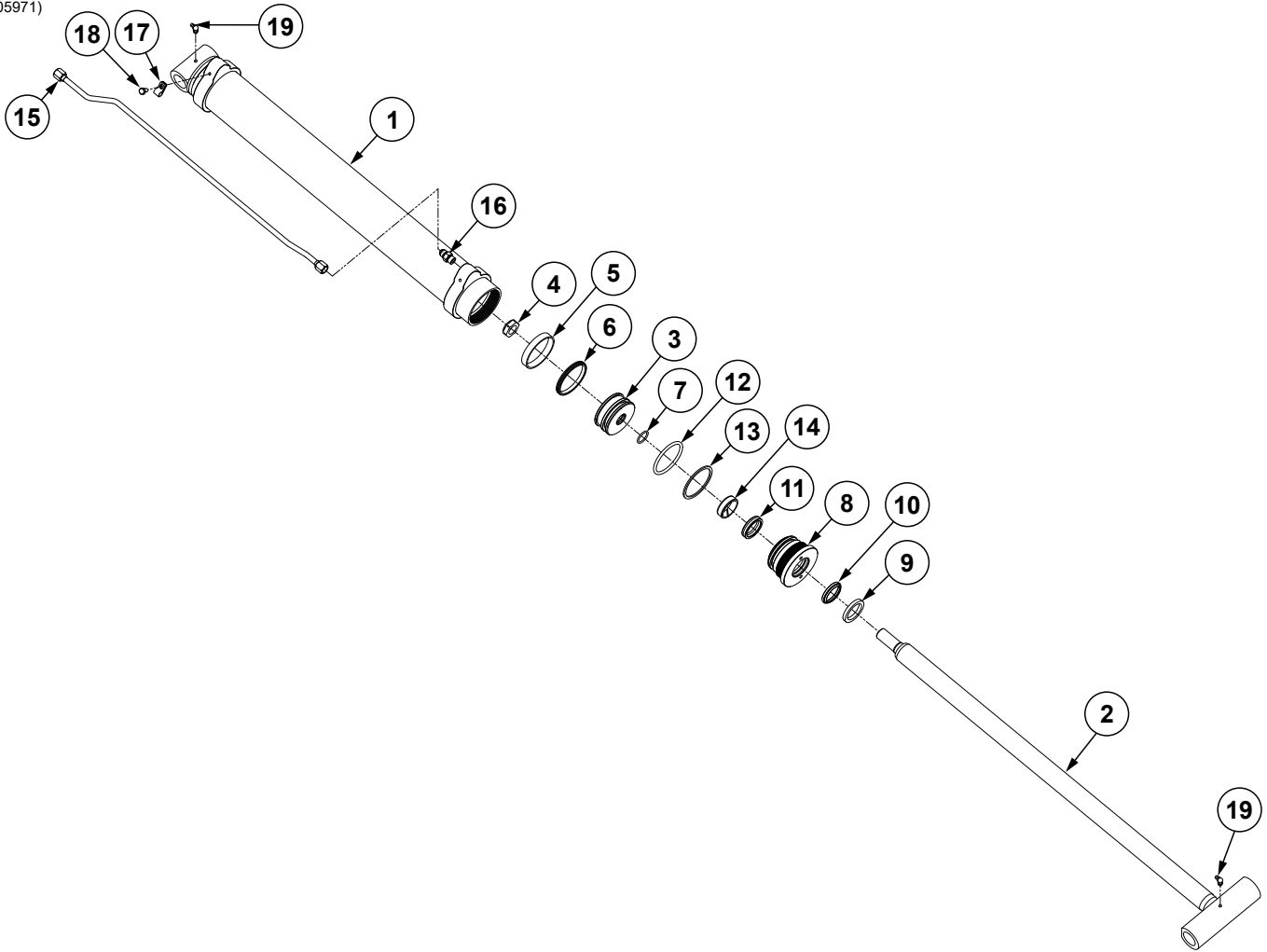
(103704)



ITEM	PART NO.	QTY.	DESCRIPTION
1	10370301	1	Barrell ( <b>Non-Stock Item</b> )
2	G10370101	1	Cylinder Rod
3	GD27234	1	Nylon Lock Nut, 7/8"-14, Grade 8
4	G10483901	1	Piston
5	*D12055	1	Nylon Wear Ring
6	*D30399	1	O-Ring, No.119
7	GA24473	1	BP Seal
8	*D12206	1	Wiper, 1 1/2"
9	GD12103	1	Ring
10	GD32048	1	Head Gland
11	*D12212	1	O-Ring, No. 330
12	*D12213	1	BU Ring
13	*D12252	1	U-Cup
14	*D23424	1	Wear Ring
15	G10640	1	Grease Fitting, 1/4"-28
16	GD29315	1	Flow Restrictor Orifice, .015" Diameter
17	GD25272-02	1	Sleeve, 2" O.D. x 1.56" I.D. x 2", 12 Row Only
A	G10370402	1	Cylinder Complete, 2 1/2" x 17.375" (Part Number Stamped On Barrel), 12 Row
B	G10370401	1	Cylinder Complete, 2 1/2" x 17.375" (Part Number Stamped On Barrel), 16 Row
C	G10460301	1	Seal Kit, Includes: (2) Wear Rings, (2) O-Rings, (1) Wiper, (1) Back-Up Ring, (1) U-Cup

\*Part of seal kit, item can not be purchased individually.

(105971)

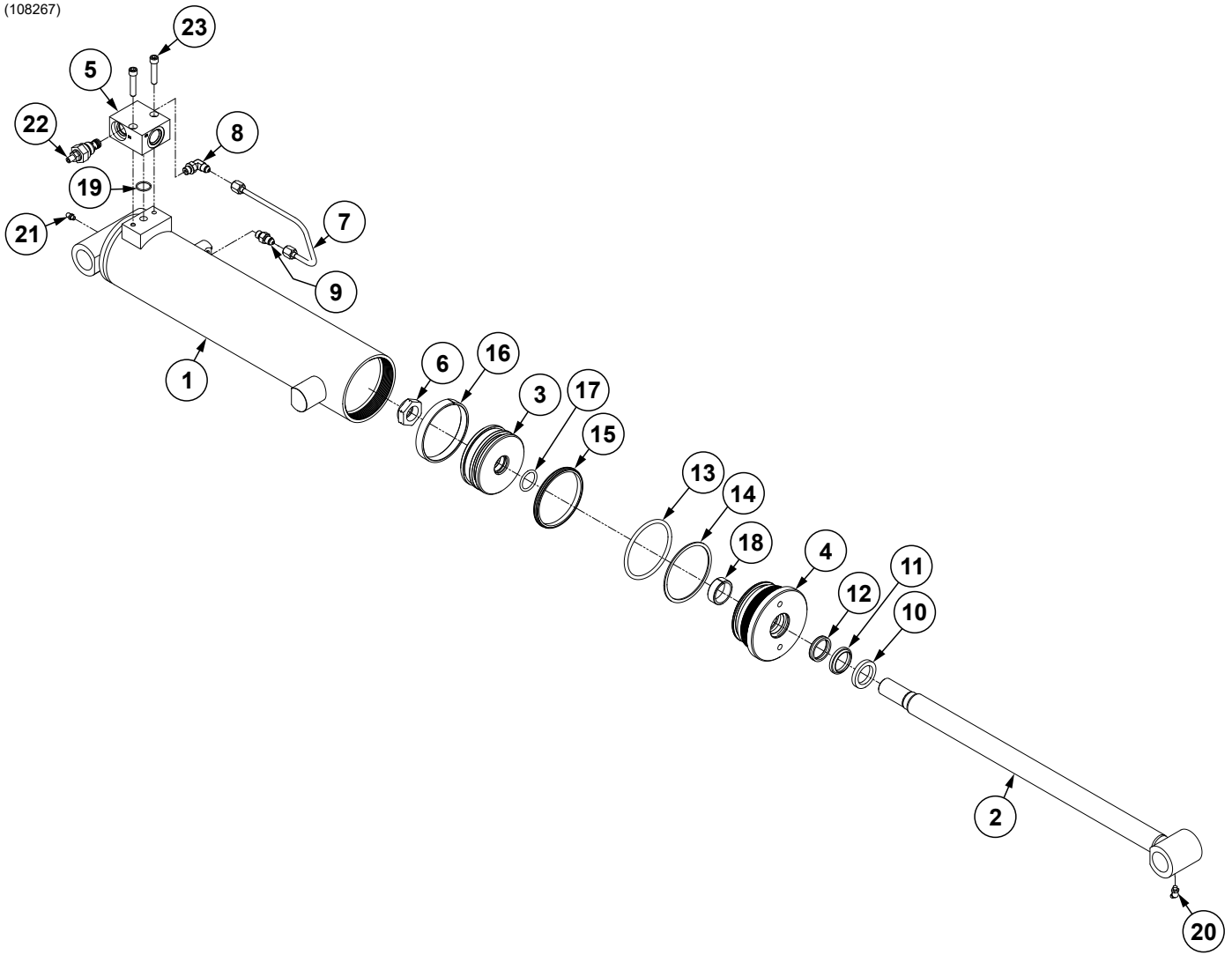




ITEM	PART NO.	QTY.	DESCRIPTION
1	10596701	1	Barrell (Non-Stock Item)
2	G10543601	1	Cylinder Rod
3	G10596801	1	Piston
4	GD27234	1	Nylon Lock Nut, 7/8"-14, Grade 8
5	*D12047	1	Wear Ring
6	*A24016	1	BP Piston Seal
7	*D30399	1	O-Ring, No.119
8	G10596901	1	Head Gland
9	*D12103	1	Ring
10	*D12206	1	Wiper, 1½"
11	*D12252	1	U-Cup
12	*D12202	1	O-Ring, No. 334
13	*D12203	1	BU Ring
14	*D23424	1	Wear Ring
15	G10346601	1	Steel Line, .375"
16	G6400-06	1	Connector W/O-Ring, 9/16"-18 Male JIC To O-Ring
	GR1045	-	O-Ring
17	G10346501	1	Insulated Clamp, 3/8"
18	G10022	1	Hex Head Cap Screw, 1/4"-20 x 1/2"
19	G10779	2	Grease Fitting, 90°, 1/4"-28
A	G10597101	1	Cylinder Complete, 3" x 25.5" (Part Number Stamped On Barrel)
B	G10631401	1	Seal Kit, Includes: (2) Wear Rings, (1) Ring, (1) Wiper, (2) O-Rings, (1) Back-Up Ring, (1) U-Cup, (1) BP Seal

\*Part of seal kit, item can not be purchased individually.

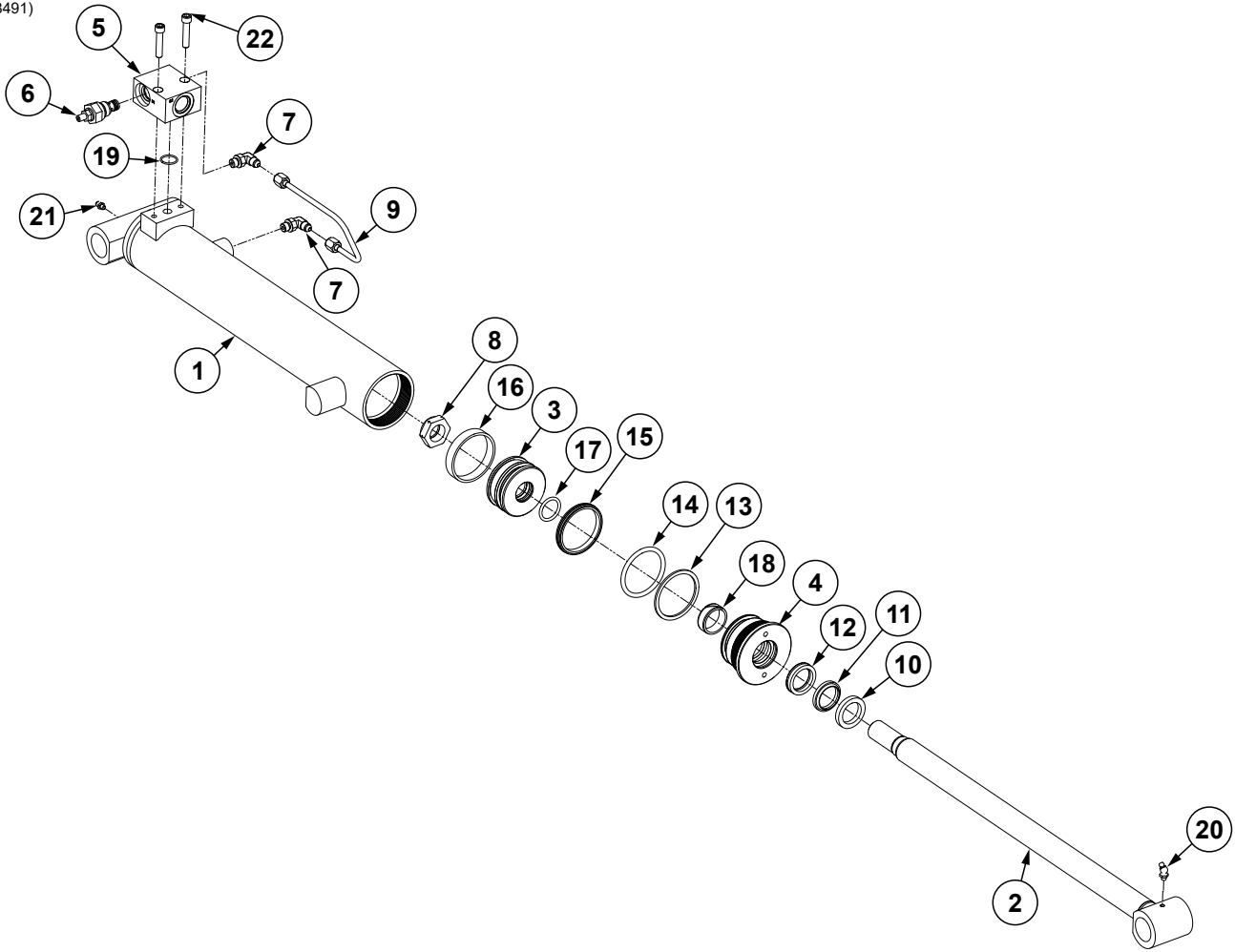
(108267)



ITEM	PART NO.	QTY.	DESCRIPTION
1	10826401	1	Barrell (Non-Stock Item)
2	G10761401	1	Cylinder Rod
3	GD34646	1	Piston
4	G10839301	1	Head Gland
5	G10372901	1	Valve Block
6	GD27235	1	Nylon Lock Nut, 1"-14, Grade 8
7	G10841301	1	Hydraulic Steel Line, ¼"
8	G6801-04-04	1	90° Adjustable Elbow, ⅜"-20
9	G6400-04 GR1465	1 -	Connector W/O-Ring, ⅜"-20 Male JIC To O-Ring O-Ring
10	*D12102	1	Ring, 1¼"
11	*D12210	1	Wiper
12	*D12251	1	U-Cup
13	*D12270	1	O-Ring, No. 340
14	*D12271	1	BU Ring
15	*A24796	1	BP Piston Seal
16	*10071001	1	Piston Ring
17	*D29649	1	O-Ring, No. 215
18	*10088901	1	Wear Ring
19	*D12237	1	O-Ring, No. 018
20	G10643	1	Grease Fitting, 45°, ¼"-28
21	G10640	1	Grease Fitting, ¼"-28
22	GD33361	1	Direct Acting Inverse Relief Valve
23	G11021	2	Hex Socket Head Cap Screw, ⅝"-18 x 1½"
A	G10826701		Cylinder Complete, 3.75" x 14.875" (Part Number Stamped On Barrel)
B	G10837601	1	Seal Kit, Includes: (2) Wear Rings, (1) Ring, (3) O-Rings, (1) Back-Up Ring, (1) U-Cup, (1) Wiper, (1) BP Seal

\*Part of seal kit, item can not be purchased individually.

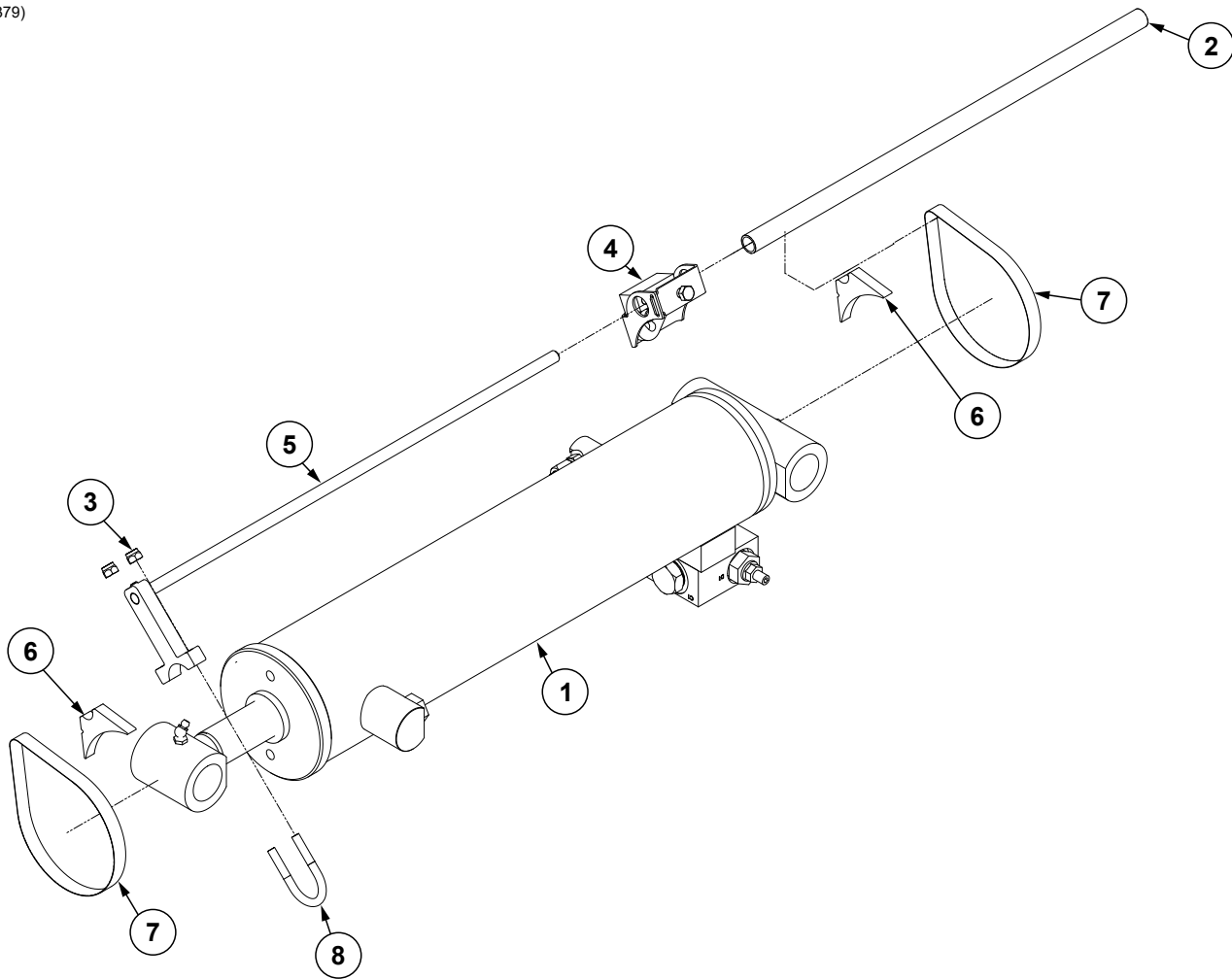
(108491)



ITEM	PART NO.	QTY.	DESCRIPTION
1	10849001	1	Barrell (Non-Stock Item)
2	G10761401	1	Cylinder Rod
3	G10848601	1	Piston
4	G10848501	1	Head Gland
5	G10372901	1	Valve Block
6	GD33361	1	Direct Acting Inverse Relief Valve
7	G6801-04-04	2	90° Adjustable Elbow, 7/16"-20
8	GD27235	1	Nylon Lock Nut, 1"-14, Grade 8
9	G10838601	1	Hydraulic Steel Line, 1/4"
10	*D12102	1	Ring, 1 1/4"
11	*D12210	1	Wiper
12	*10430801	1	U-Cup
13	*10850601	1	BU Ring, No. 332
14	*10850501	1	O-Ring, No.332
15	*10850901	1	BP Piston Seal
16	*10851001	1	Wear Ring
17	*D29649	1	O-Ring, No. 215
18	*D23419	1	Wear Ring
19	*D12237	1	O-Ring, No. 018
20	G10643	1	Grease Fitting, 45°, 1/4"-28
21	G10640	1	Grease Fitting, 1/4"-28
22	G11021	2	Hex Socket Head Cap Screw, 5/16"-18 x 1 1/2"
A	G10849101	1	Cylinder Complete, 2.75" x 14.875" (Part Number Stamped On Barrel)
B	G10848401	1	Seal Kit, Includes: (1) U-Cup, (1) Back-Up Ring, (3) O-Rings, (1) BP Seal, (2) Wear Rings, (1) Wiper, (1) Ring,

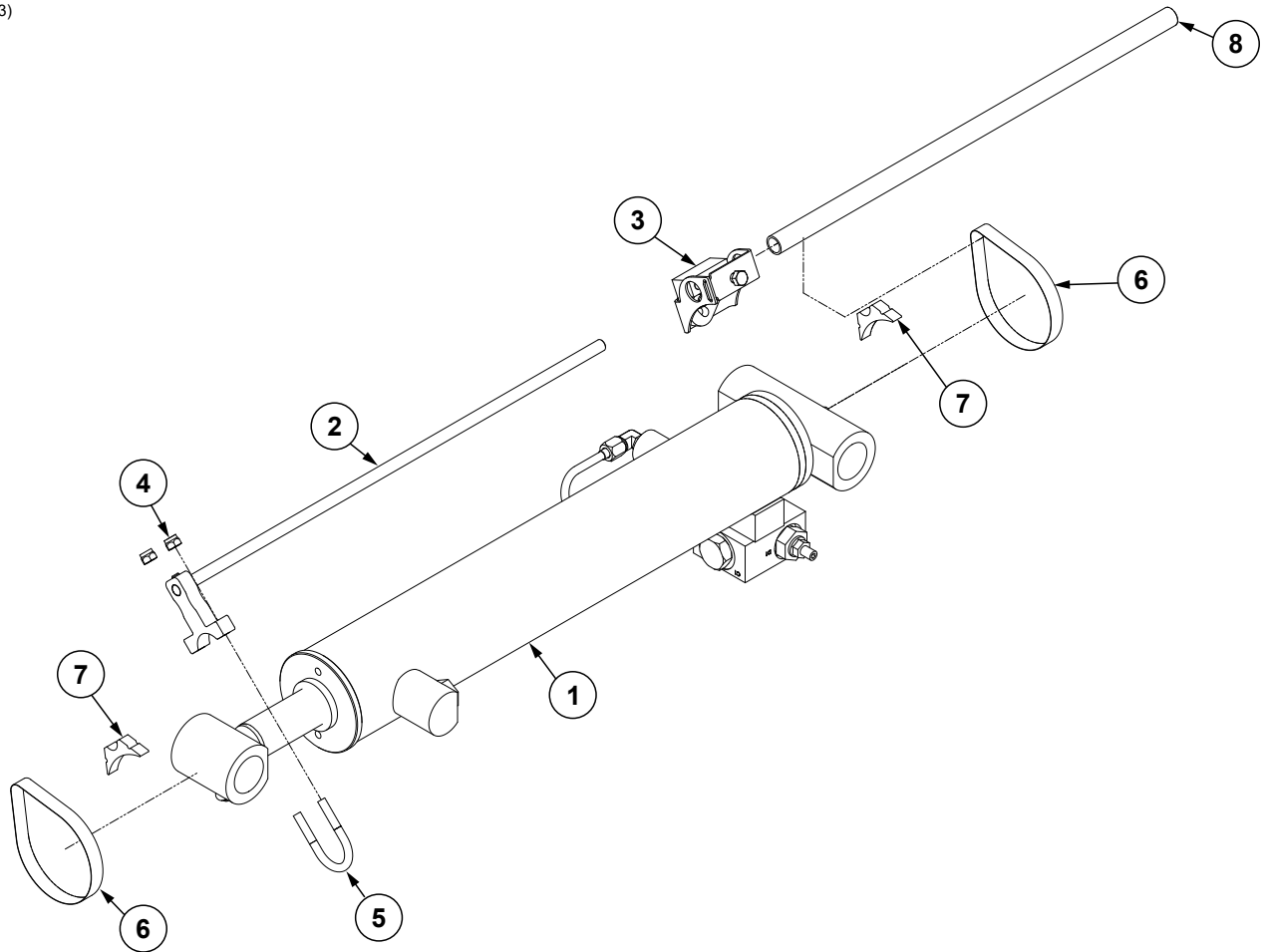
\*Part of seal kit, item can not be purchased individually.

(108379)



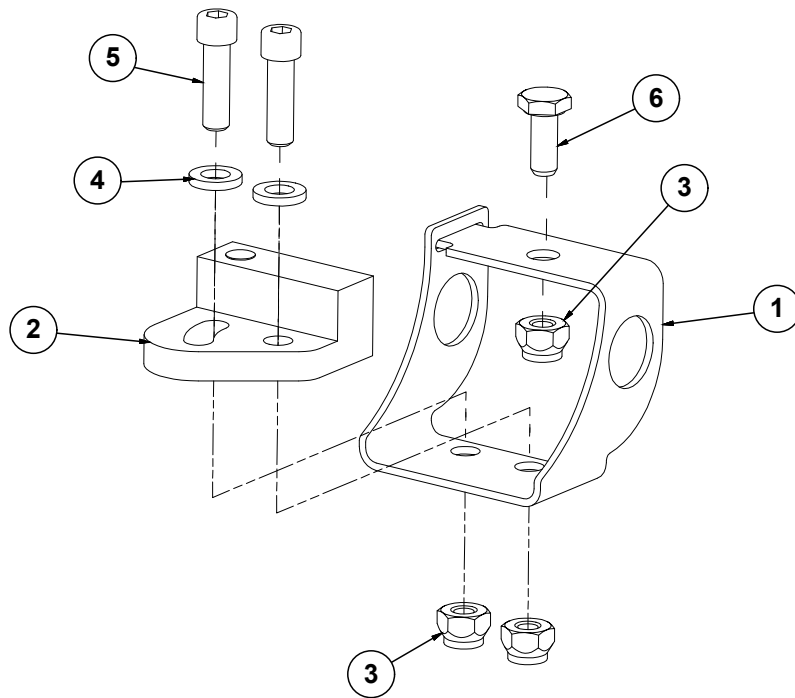
ITEM	PART NO.	QTY.	DESCRIPTION
1	G10826701	1	<a href="#">See "Wing Cylinder, 12 Row" on page P166</a>
2	G10095105	1	Tube, 5/8" O.D. x 1/2" I.D. x 17 1/4"
3	G11320	2	Lock Nut, 1/4"-20, Grade B
4	---	1	<a href="#">See "Implement Switch Assembly" on page P172</a>
5	G10841701	1	Cylinder Rod Bracket
	GD5175-06	1	Rod, 3/8" Diameter x 18 1/2"
	G11277	1	Hex Socket Set Screw, 1/4"-20 x 1/4"
6	G10709701	2	Cylinder Tube Spacer
7	G10505401	2	Bolt Clamp, 1 3/4" to 5"
8	G10505501	1	U-Bolt, 1 1/4" x 1/4"-20

(108493)



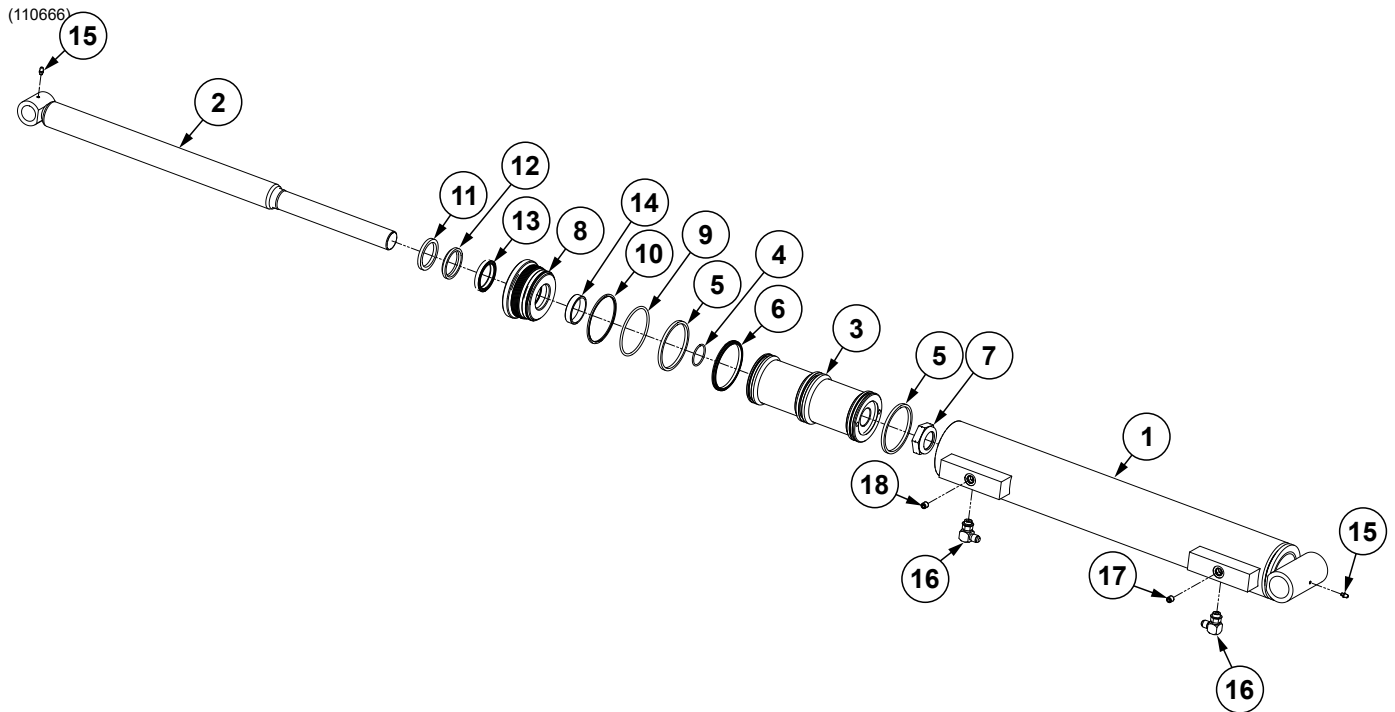
ITEM	PART NO.	QTY.	DESCRIPTION
1	G10849101	1	<a href="#">See "Wing Cylinder, 16 Row" on page P168</a>
2	G10860001	1	Cylinder Rod Bracket
	GD5175-06	1	Rod, 3/8" Diameter x 18 1/2"
	G11277	1	Hex Socket Set Screw, 1/4"-20 x 1/4"
3	---	1	<a href="#">See "Implement Switch Assembly" on page P172</a>
4	G11320	2	Lock Nut, 1/4"-20, Grade B
5	G10505501	1	U-Bolt, 1 1/4" x 1/4"-20
6	G10505401	2	Bolt Clamp, 1-3/4" to 5"
7	G10860101	2	Cylinder Tube Spacer
8	G10095105	1	Tube, 5/8" O.D. x 1/2" I.D. x 17 1/4"

(10049301)



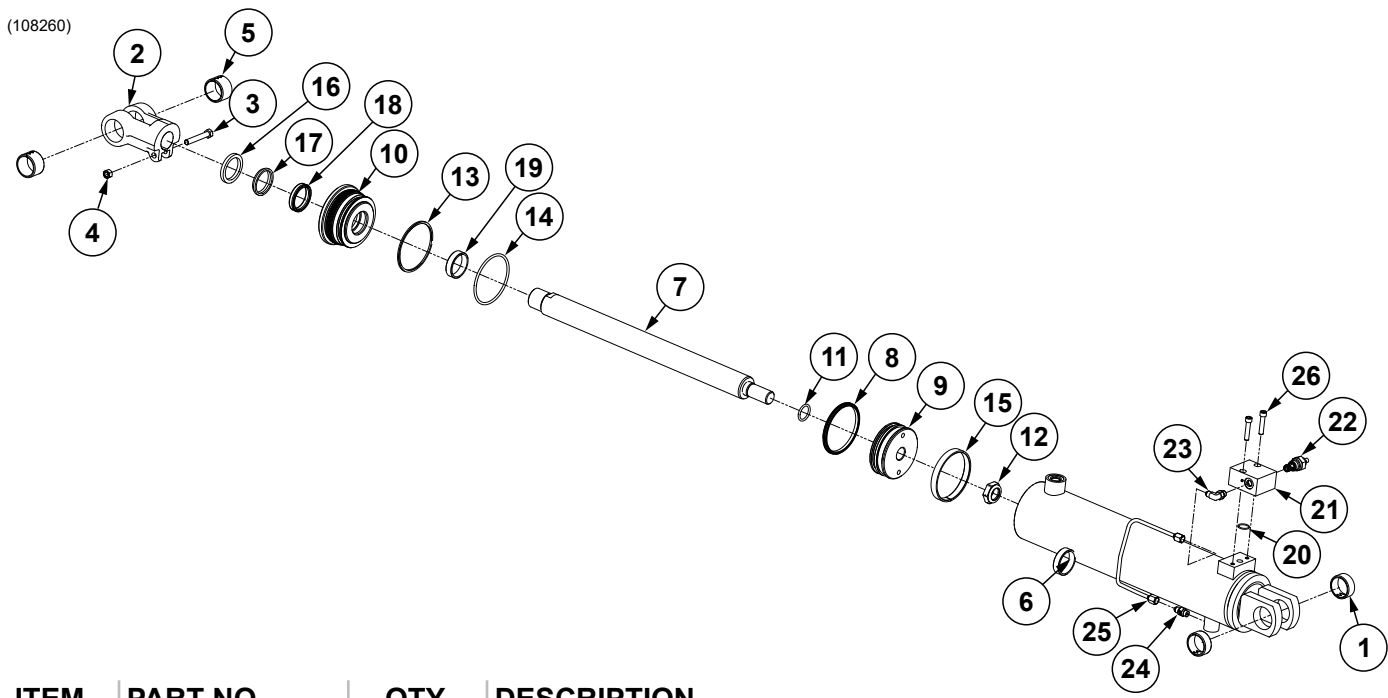
ITEM	PART NO.	QTY.	DESCRIPTION
1	G10049201	1	Implement Switch Bracket
2	GA18353	1	Position Switch Magnetic Reed
3	G11320	3	Lock Nut, 1/4"-20, Grade B
4	G11328	2	Washer, 1/4"
5	G10252	2	Hex Socket Head Cap Screw, 1/4"-20 x 7/8", Grade 8
6	G10020	1	Hex Head Cap Screw, 1/4"-20 x 5/8"
7	G10203604	1	Implement Switch Extension Harness, 61"



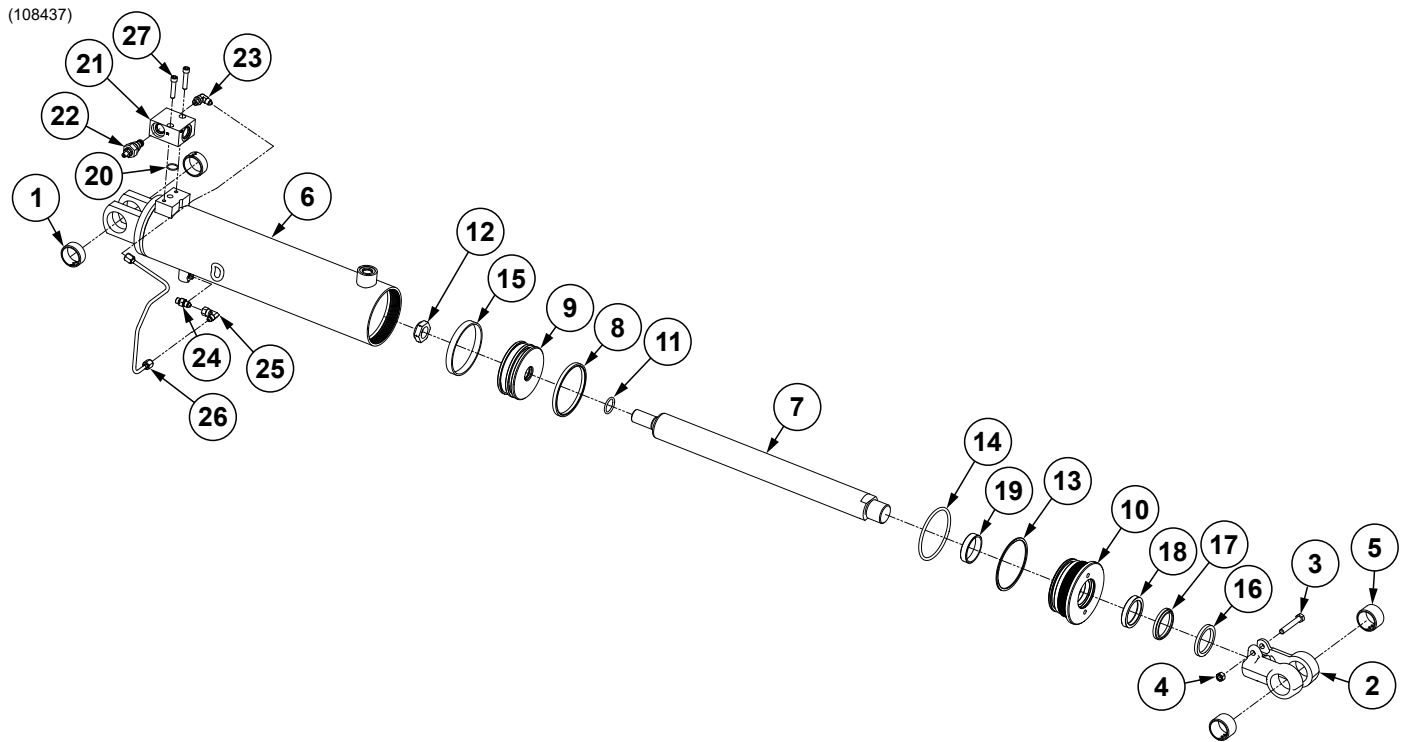


ITEM	PART NO.	QTY.	DESCRIPTION
1	11066301	1	Barrell (Non-Stock Item)
2	G11066501	1	Cylinder Rod
3	G10376401	1	Piston
4	*10376501	1	O-Ring, No. 129
5	*D12135	2	Piston Seal, 4"
6	*A24037	1	BP Piston Seal
7	GD27238	1	Nylon Lock Nut, 1½"-12, Grade 8
8	G10376301	1	Head Gland
9	*D12221	1	O-Ring, No. 342
10	*D12222	1	BU Ring
11	*D12106	1	Ring
12	*D12240	1	Wiper, 2"
13	*10430802	1	U-Cup
14	*10376701	1	Wear Ring
15	G10640	2	Grease Fitting, ¼"-28
16	G6801-06 GR1045	2	Elbow W/O-Ring, 90°, ⅝"-18 Male JIC To O-Ring O-Ring
17	G10617301	1	Orifice Flow Restrictor, .120" Diameter x ⅞"-20
18	G10617201	1	Orifice Flow Restrictor, .060" Diameter x ⅞"-20
A	G11066601	1	Cylinder Complete, 4" x 17.5" (Part Number Stamped On Barrel)
B	G10460601	1	Seal Kit, Includes: (3) O-Rings, (1) Wear Rings, (2) U-Cup, (1) BP Seal, (2) Piston Ring, (1) Back-Up Ring, (1) Wiper

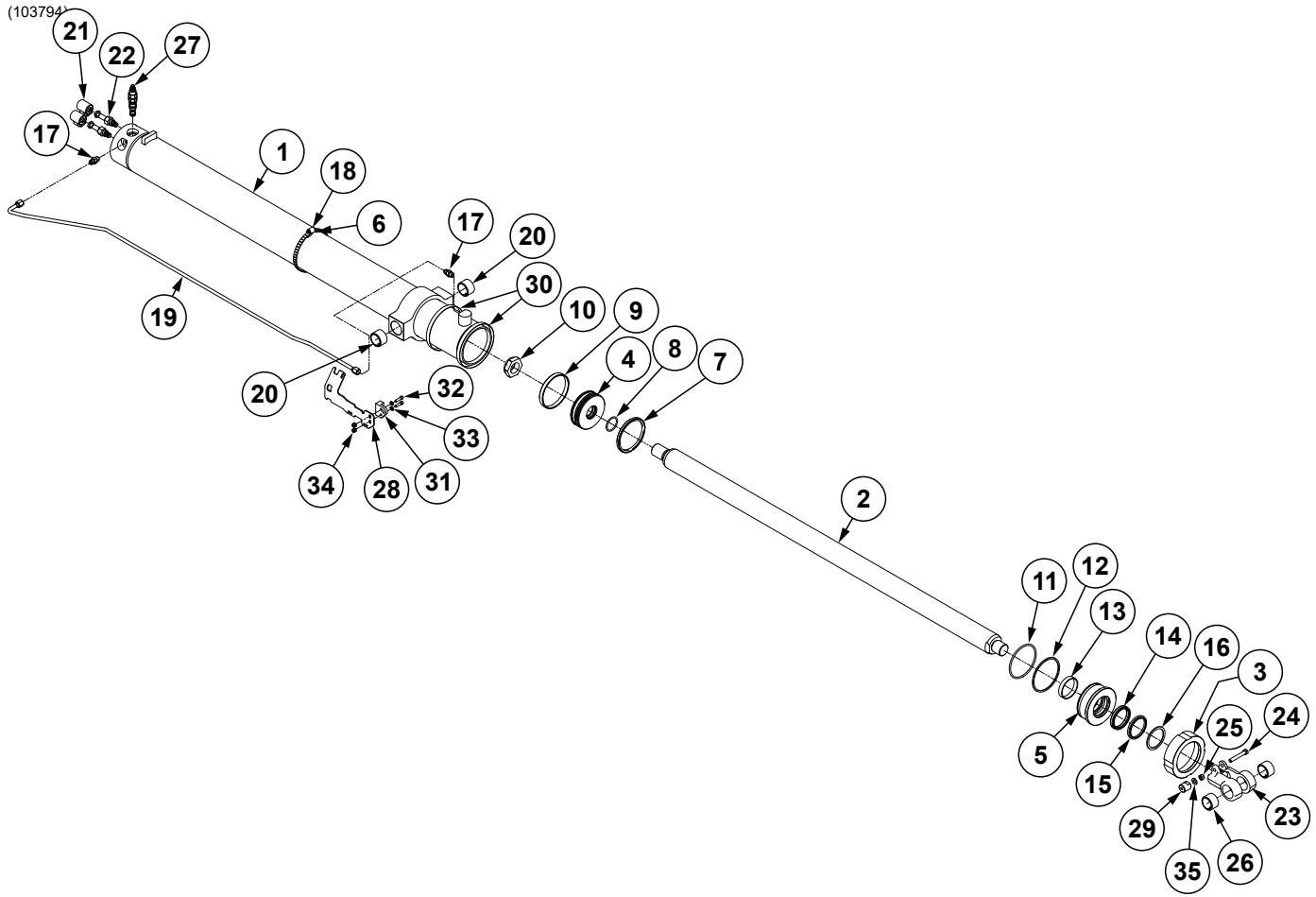
\*Part of seal kit, item can not be purchased individually.



ITEM	PART NO.	QTY.	DESCRIPTION
1	G10300403	2	Steel Tension Bushing, 1.515" I.D. x .75"
2	G10377301	1	Clevis
3	G10049	1	Hex Head Cap Screw, 3/8"-16 x 2 1/2"
4	G10101	1	Hex Nut, 3/8"-16
5	G10300401	2	Steel Tension Bushing, 1.515" I.D. x 1.125"
6	G10825801	1	Barrell ( <b>Non-Stock Item</b> )
7	G11053001	1	Cylinder Rod
8	*A24037	1	BP Piston Seal Assembly
9	G10825501	1	Piston
10	G10825401	1	Head Gland
11	*D29649	1	O-Ring, No. 215
12	GD27235	1	Nylon Lock Nut, 1"-14, Grade 8
13	*D12222	1	Back-Up Ring, No. 342
14	*D12221	1	O-Ring, No. 342
15	*10058801	1	Piston Wear Ring
16	*D12104	1	Ring, 1 3/4"
17	*D12200	1	Wiper, 1 3/4"
18	*D12253	1	U-Cup
19	*D23386	1	Wear Ring
20	*D12237	1	O-Ring, No. 018
21	G10372901	1	Valve Block
22	GD33361	1	Direct Acting Inverse Relief Valve
23	G6801-04-04	1	90° Adjustable Elbow, 1/4"-20
24	G6400-04	1	Connector W/O-Ring, 1/4"-20 Male JIC To O-Ring
	GR1465	-	O-Ring
25	G10603201	1	Hydraulic Steel Line, 1/4"
26	G11021	2	Hex Socket Head Cap Screw, 5/16"-18 x 1 1/2"
27	G6408-10	1	Plug W/O-Ring, 1/4"-14 O-Ring
	GR1466	-	O-Ring
A	G10826001		Cylinder Complete, 4" x 16.188" (Part Number Stamped On Barrel)
B	G10837201	1	Seal Kit, Includes: (2) Wear Rings, (3) O-Rings, (1) Back-Up Ring, (1) Wear Ring, (1) U-Cup, (1) Wiper, (1) Ring, (1) BP Seal

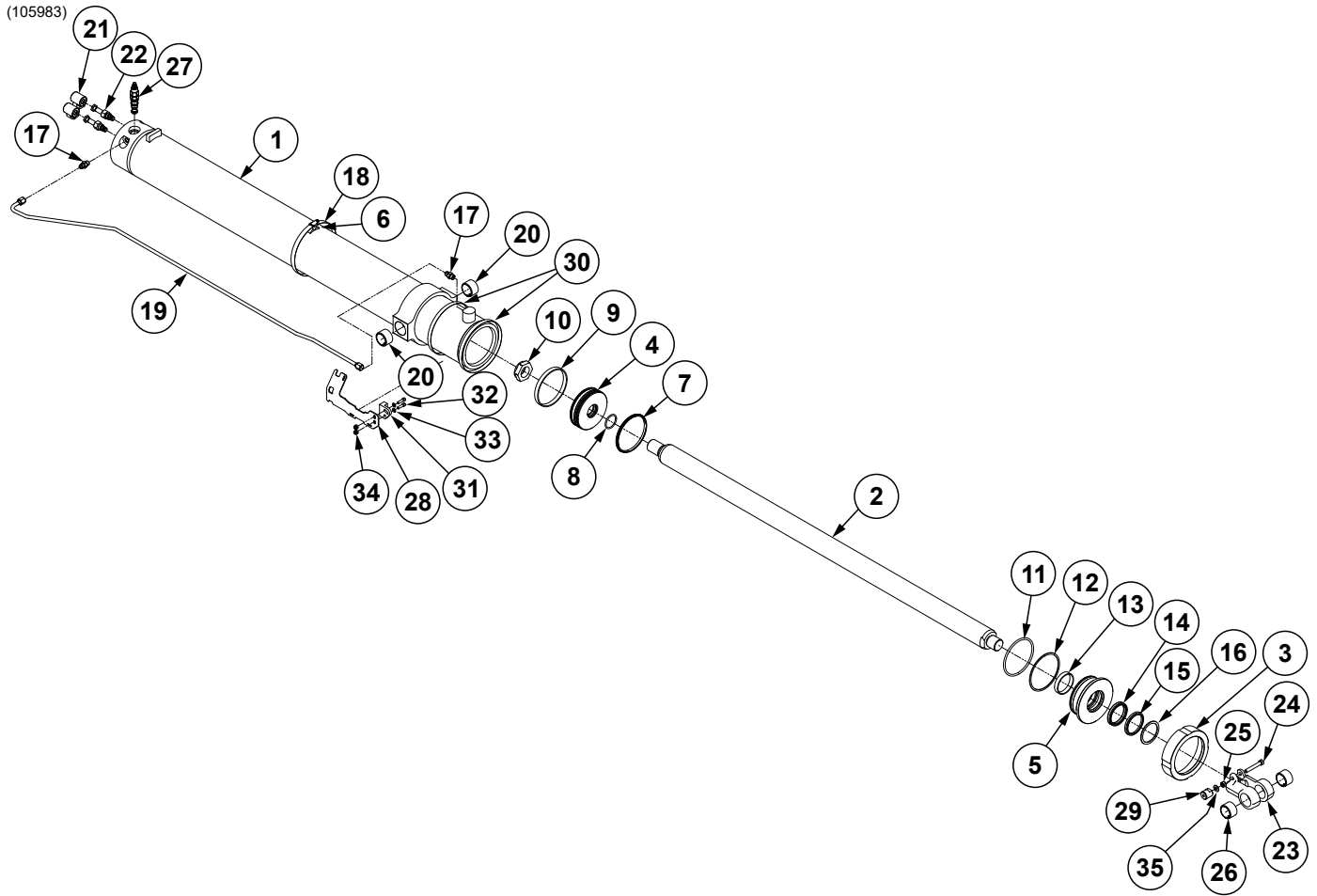


ITEM	PART NO.	QTY.	DESCRIPTION
1	G10300403	2	Steel Tension Bushing, 1.515" I.D. x .75"
2	G10377301	1	Clevis
3	G10049	1	Hex Head Cap Screw, 3/8"-16 x 2 1/2"
4	G10101	1	Hex Nut, 3/8"-16
5	G10300401	2	Steel Tension Bushing, 1.515" I.D. x 1.125"
6	10843501	1	Barrell ( <b>Non-Stock Item</b> )
7	G11053101	1	Cylinder Rod
8	*A26334	1	BP Piston Seal Assembly
9	G10699801	1	Piston
10	G10843101	1	Head Gland
11	*D29649	1	O-Ring, No. 215
12	GD27235	1	Nylon Lock Nut, 1"-14, Grade 8
13	*D12219	1	BU Ring
14	*D12216	1	O-Ring, No. 344
15	*D12003	1	Wear Ring
16	*D12106	1	Ring
17	*D12240	1	Wiper, 2"
18	*10430802	1	U-Cup
19	*10376701	1	Wear Ring
20	*D12237	1	O-Ring, No. 018
21	G10372901	1	Valve Block
22	GD33361	1	Direct Acting Inverse Relief Valve
23	G6801-04-04	1	90° Adjustable Elbow, 7/16"-20
24	G6400-04	1	Connector W/O-Ring, 7/16"-20 Male JIC To O-Ring
	GR1465	-	O-Ring
25	G6500-04-04	1	90° Swivel Elbow, 7/16"-20 x 7/16"-20
26	G10770201	1	Hydraulic Steel Line, 1/4"
27	G11021	2	Hex Socket Head Cap Screw, 5/16"-18 x 1 1/2"
A	G10843701	1	Cylinder Complete, 4.25" x 16.188" (Part Number Stamped On Barrel)
B	G10774601	1	Seal Kit, Includes: (2) Wear Rings, (1) U-Cup, (4) O-Rings, (1) Back-Up Ring, (1) Wiper, (1) BP Seal



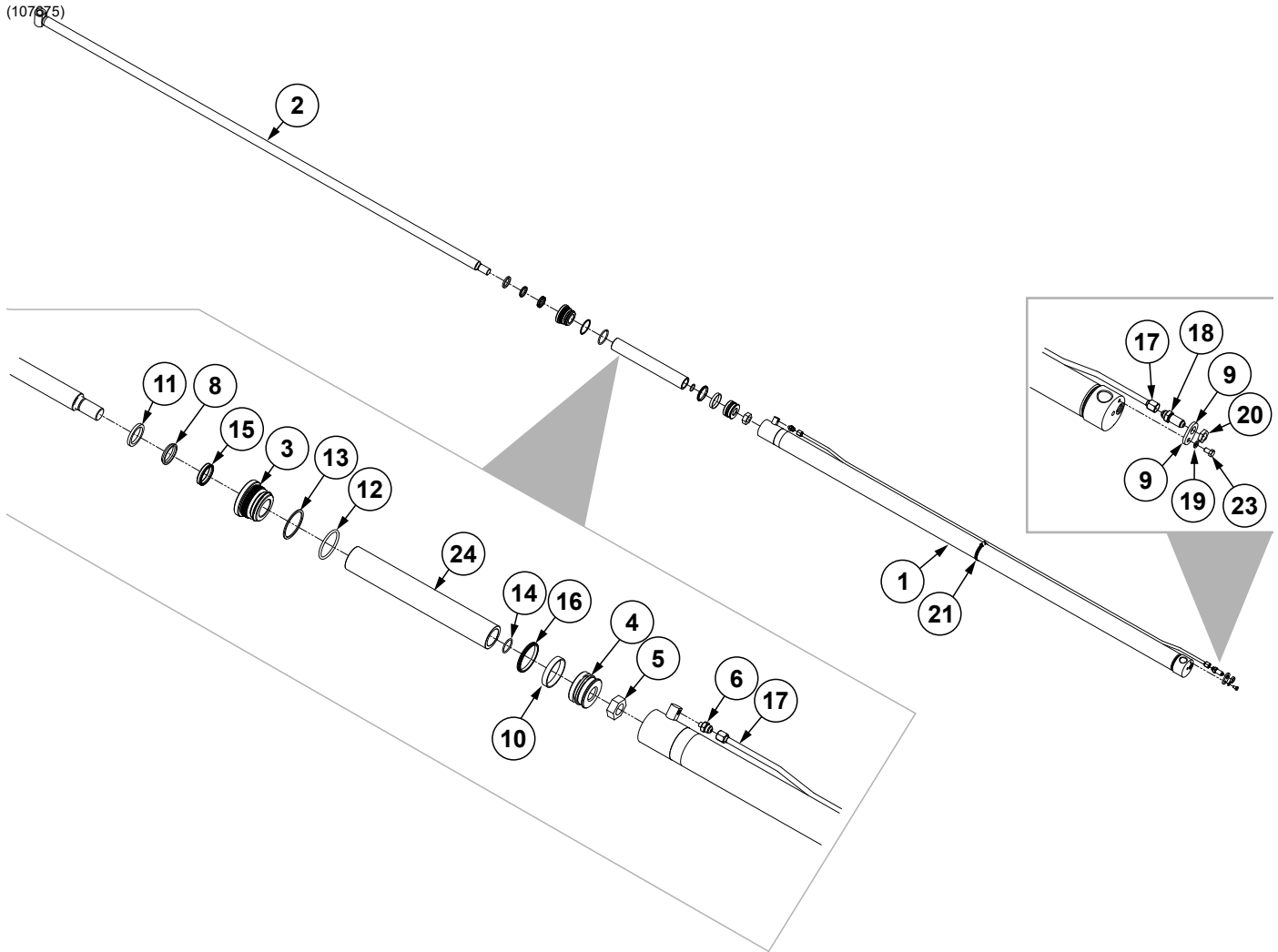
ITEM	PART NO.	QTY.	DESCRIPTION
1	10379101	1	Barrell (Non-Stock Item)
2	G10378501	1	Cylinder Rod
3	G10378301	1	Capture Ring
4	G11115601	1	Piston
5	G10379201	1	Head Gland
6	G10378201	1	Steel Line Mount
7	G10377801	1	BP Piston Seal Assembly
8	G10378101	1	O-Ring, No. 223
9	GD12148	1	Wear Ring
10	GD27238	1	Nylon Lock Nut, 1½"-12, Grade 8
11	GD12242	1	O-Ring, No. 346
12	GD12243	1	BU Ring
13	GD12137	1	Wear Ring
14	GD12264	1	U-Cup
15	GD12263	1	Wiper
16	GD12121	1	Ring
17	G6400-06	2	Connector W/O-Ring, ⅝"-18 Male JIC To O-Ring
	GR1045	-	O-Ring
18	G11089	1	Hose Clamp
19	G10378401	1	Hydraulic Steel Line, ⅜"
20	G10300401	2	Steel Tension Bushing, 1.515" I.D. x 1.125"
21	GA21066	2	Coil
22	GA21064	2	Double Poppet, No. 8
23	G10377301	1	Clevis
24	G10049	1	Hex Head Cap Screw, ⅜"-16 x 2½"
25	G10101	1	Hex Nut, ⅜"-16
26	G10300401	2	Steel Tension Bushing, 1.515" I.D. x 1.125"
27	GA20697	1	Counterbalance Valve
28	G10940601	1	Implement Switch Mount
29	G10940701	1	Implement Switch Indicator
30	G10051001	2	Bolt Clamp, 4" to 7¼"
31	GA18353	1	Position Switch Magnetic Reed
32	G10252	2	Hex Socket Head Cap Screw, ¼"-20 x ⅞", Grade 8
33	G11328	2	Flat Washer, ¼"
34	G11320	2	Lock Nut, ¼"-20, Grade B
35	G11387	1	Flat Washer, ⅜" SAE
A	G10379401	1	Cylinder Complete, 4½" x 52.375" (Part Number Stamped On Barrel)
B	G10461001	1	Seal Kit, Includes: (1) Piston Seal, (4) O-Rings, (1) Wiper, (2) Wear Rings, (1) U-Cup, (1) Back-Up Ring

\*Part of seal kit, item can not be purchased individually.



ITEM	PART NO.	QTY.	DESCRIPTION
1	10597701	1	Barrell (Non-Stock Item)
2	G10378501	1	Cylinder Rod
3	G10598001	1	Capture Ring, 5"
4	G11115501	1	Piston
5	G10597901	1	Head Gland
6	G10378201	1	Steel Line Mount
7	G10600301	1	BP Piston Seal Assembly
8	G10378101	1	O-Ring, No. 223
9	*D37076	1	Wear Ring
10	GD27238	1	Nylon Lock Nut, 1½"-12, Grade 8
11	G10599901	1	O-Ring, No. 350
12	G10600001	1	Back-Up Ring, No. 350
13	*D12137	1	Wear Ring
14	*D12264	1	U-Cup
15	GD12263	1	Wiper
16	GD12121	1	Ring
17	G6400-06	2	Connector W/O-Ring, ⅝"-18 Male JIC To O-Ring
	GR1045	-	O-Ring
18	G10599201	1	Hose Clamp
19	G10598101	1	Hydraulic Steel Line, ⅜"
20	G10300401	2	Steel Tension Bushing, 1.515" I.D. x 1.125"
21	GA21066	2	Coil
22	GA21064	2	Double Poppet, No. 8
23	G10377301	1	Clevis
24	G10049	1	Hex Head Cap Screw, ⅜"-16 x 2½"
25	G10101	1	Hex Nut, ⅜"-16
26	G10300401	2	Steel Tension Bushing, 1.515" I.D. x 1.125"
27	GA20697	1	Counterbalance Valve
28	G10940501	1	Implement Switch Mount
29	G10940701	1	Implement Switch Indicator
30	G10051001	2	Bolt Clamp, 4" to 7¼"
31	GA18353	1	Position Switch Magnetic Reed
32	G10252	2	Hex Socket Head Cap Screw, ¼"-20 x ⅞", Grade 8
33	G11328	2	Flat Washer, ¼"
34	G11320	2	Lock Nut, ¼"-20, Grade B
35	G11387	1	Flat Washer, ⅜" SAE
A	G10598301	1	Cylinder Complete, 4½" x 48" (Part Number Stamped On Barrel)
B	G10629301	1	Seal Kit, Includes: (1) BP Seal, (3) O-Rings, (1) Back-Up Ring, (2) Wear Rings, (1) Wiper, (1) U-Cup,

\*Part of seal kit, item can not be purchased individually.

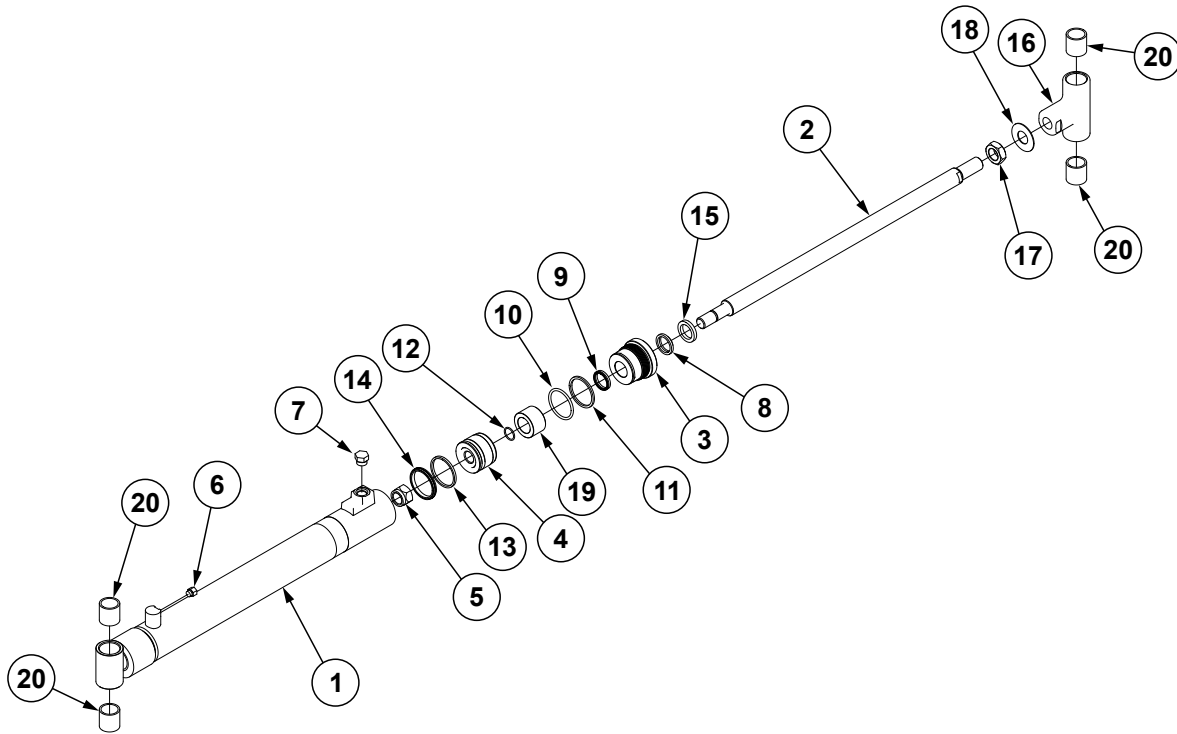




ITEM	PART NO.	QTY.	DESCRIPTION
1	A13937	1	Barrel ( <b>Non-Stock Item</b> ), 12 Row
	A13953	1	Barrel ( <b>Non-Stock Item</b> ), 16 Row
2	GA13935	1	Rod Assembly, 12 Row
	GA8859	1	Rod Assembly, 16 Row
3	GD11984	1	Gland
4	GD11970	1	Piston
5	G10972	1	Lock Nut, 1 $\frac{1}{4}$ "-12
6	G6400-08-04	1	Connector W/O-Ring, $\frac{3}{4}$ "-16 Male JIC To $\frac{7}{16}$ "-20 O-Ring
	GR1465	-	O-Ring
7	G6408-08	1	Plug W/O-Ring, $\frac{3}{4}$ "-16 O-Ring
	GR1037	-	O-Ring
8	*D12200	1	Wiper, 1 $\frac{3}{4}$ "
9	GD12597	1	Bracket
10	*D12047	1	Wear Ring
11	*D12104	1	Ring, 1 $\frac{3}{4}$ "
12	*D12202	1	O-Ring, No. 334
13	*D12203	1	Back-Up Ring, No. 334
14	*D12204	1	O-Ring, No. 218
15	*D12253	1	U-Cup
16	*A24016	1	BP Piston Seal Assembly
17	GA13939	1	Hydraulic Tube Assembly, 62 $\frac{7}{8}$ ", 12 Row
	GA8979	1	Hydraulic Tube Assembly, 92 $\frac{11}{16}$ ", 16 Row
18	G2700-08	1	Bulkhead Tube Union, $\frac{3}{4}$ "-16 Male JIC
19	G10229	1	Lock Washer, $\frac{3}{8}$ "
20	G306-08	1	Lock Nut, $\frac{3}{4}$ "-16
21	G10990	1	Hose Clamp, No. 52
22	G304-C-8	1	Cap Nut, $\frac{3}{4}$ "-16
23	G10328	1	Hex Head Cap Screw, $\frac{3}{8}$ "-16 x $\frac{5}{8}$ "
24	GD5247-12	1	Sleeve, 2 $\frac{3}{8}$ " O.D. x 1.765" I.D. x 10", 12 Row
	GD5247-16	1	Sleeve, 2 $\frac{3}{8}$ " O.D. x 1.765" I.D. x 16", 16 Row
A	G10767501	1	Cylinder Complete, 3" x 74" (Part Number Stamped On Barrel), 16 Row
	G10767502	1	Cylinder Complete, 3" x 50" (Part Number Stamped On Barrel), 12 Row
B	G10839401	1	Seal Kit, Includes: (1) Wiper, (1) U-Cup, (2) O-Rings, (1) Ring, (1) BU Ring, (1) Wear Ring, (1) BP Seal

\*Part of seal kit, item can not be purchased individually.

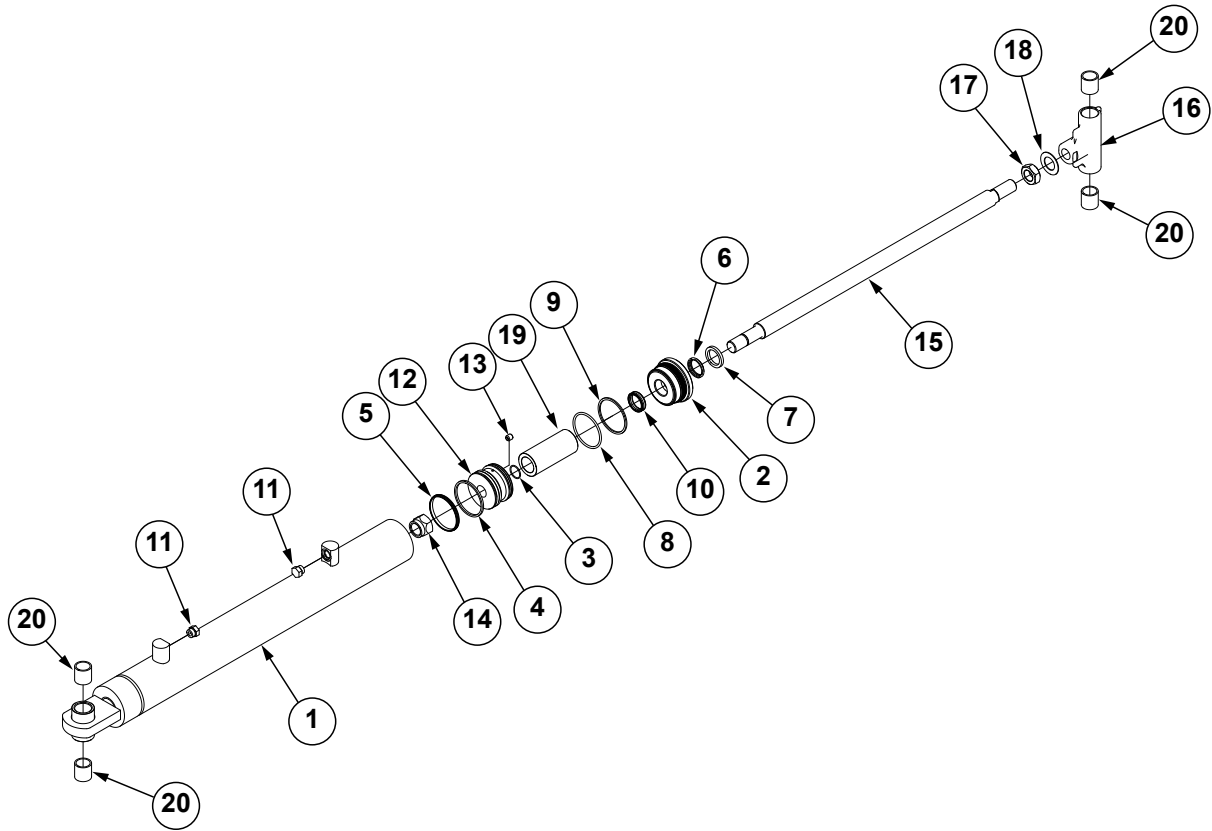
(IP1720)



ITEM	PART NO.	QTY.	DESCRIPTION
1	G10502901	1	Barrel (Non-Stock Item)
2	GD34209	1	Rod
3	*D10207	1	Gland
4	GD11983	1	Piston
5	G10969	1	Lock Nut, 7/8"-14
6	G6408-04 GR1465	1 -	Plug W/O-Ring, 7/16"-20 O-Ring O-Ring
7	G6408-08 GR1037	1 -	Plug W/O-Ring, 3/4"-16 O-Ring O-Ring
8	*D12210	1	Wiper
9	*D12251	1	U-Cup
10	GD12212	1	O-Ring, No. 330
11	*D12213	1	BU Ring
12	*D12214	1	O-Ring, No. 118
13	*D12012	1	Piston Ring, 2 1/2"
14	*A24473	1	BP Piston Seal, 2 1/2"
15	GD12102	1	Ring, 1 1/4"
16	G11012601	1	Sleeve
17	G10324	1	Hex Jam Nut, 1"-14, Grade 2
18	GD23002	1	Locking Device
19	GD0752-07	1	Sleeve, 2" O.D. x 1.265 I.D. x 1 1/4"
20	G10522401	4	Bearing, 1.2579" I.D. x 1 1/2"
A	G11012701		Cylinder Complete, 2 1/2" x 18 13/16" (Part Number Stamped on Barrel)
B	G10949601	1	Seal Kit

\*Item is part of seal kit, item can not be purchased individually.

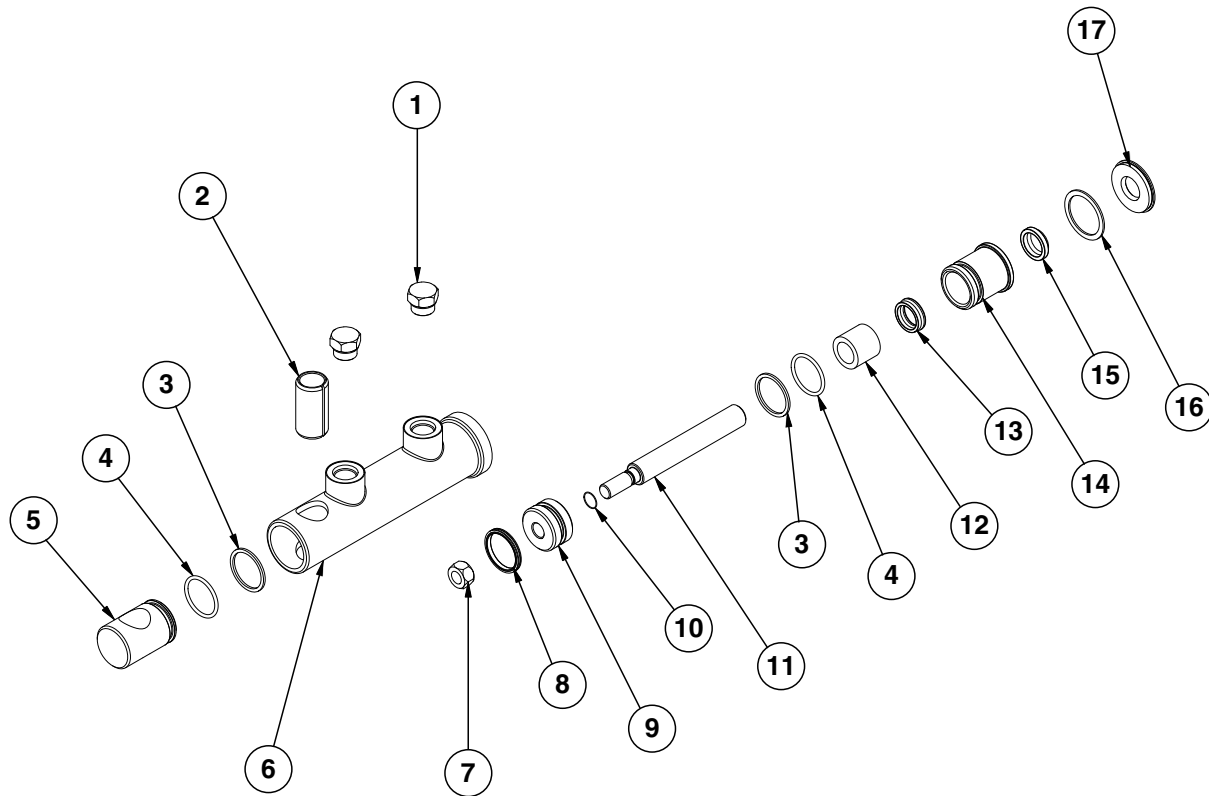
(IP1721)



ITEM	PART NO.	QTY.	DESCRIPTION
1	G10528501	1	Barrel (Non-Stock Item)
2	GD12548	1	Gland
3	*D12245	1	O-Ring, #122
4	*D12088	1	Piston Ring, 3½"
5	*A26168	1	BP Piston Seal, 3½"
6	*D12206	1	Wiper, 1½"
7	*D12103	1	Cast Iron Ring
8	*D12231	1	O-Ring, #338
9	*D12232	1	BU Ring
10	*D12252	1	U-Cup
11	G6408-08 GR1037	2 -	Plug W/O-Ring, ¾"-16 O-Ring O-Ring
12	GD26966	1	Piston, 3½"
13	GD11580	1	Flow Restrictor Orifice, ½"-20
14	G10948	1	Lock Nut, 1⅛"-12
15	GD27068	1	Rod
16	G10528701	1	Sleeve
17	G11907	1	Hex Jam Nut, 1⅛"-12 Grade 5
18	GD27067	1	Locking Device
19	GD2745-28	1	Sleeve, 2¼" O.D. x 5.19"
20	G10522401	4	Bearing, 1.2579" I.D. x 1½"
A	G10528401		Cylinder Complete, 3½" x 20¾" (Part Number Stamped on Barrel)
B	GR1532	1	Seal Kit, Includes: (1) Wiper, (2) O-Rings, (1) U-Cup, (1) BU Ring, (1) Cast Iron Ring, (1) BP Piston Seal

\*Item is part of seal kit, item can not be purchased individually.

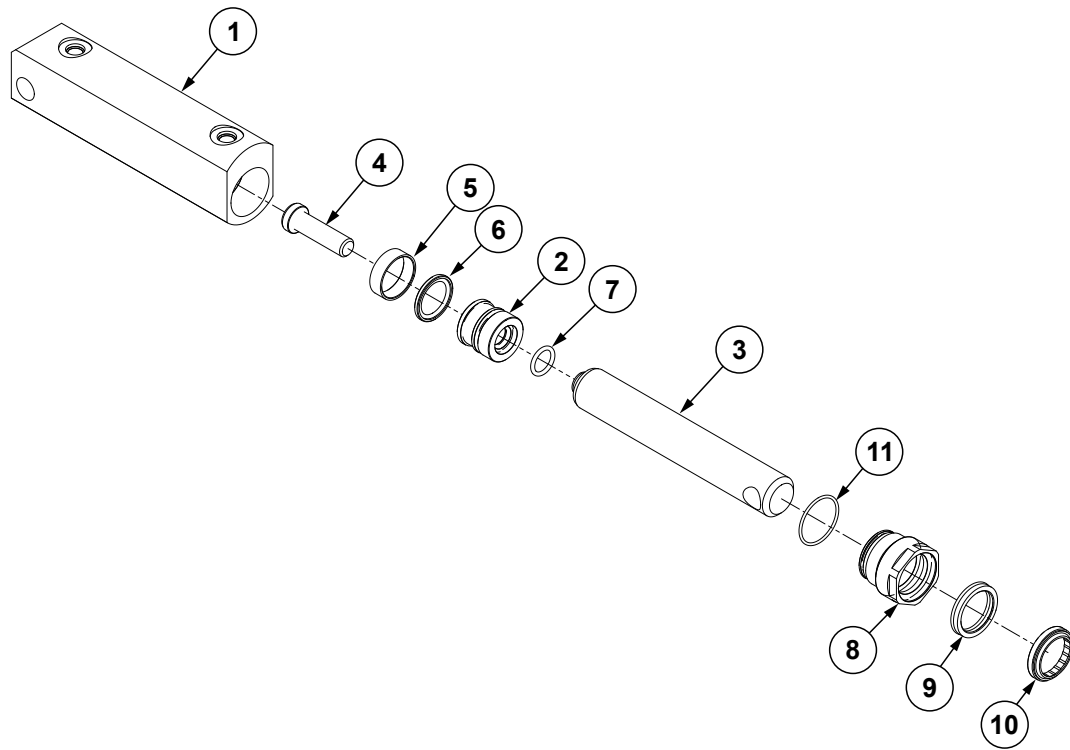
(IP1029)



ITEM	PART NO.	QTY.	DESCRIPTION
1	G6408-08 GR1037	2 -	Plug W/O-Ring, 3/4"-16 O-Ring O-Ring
2	GD13400	1	Tension Bushing, 1" x 2" Long
3	*D12260	2	Back-Up Ring, No. 218
4	*D12204	2	O-Ring, No. 218
5	GD13173	1	End Cap
6	D13169	1	Barrel <b>(Non-Stock Item)</b>
7	GD27232	1	Nylon Lock Nut, 1/2"-20, Grade 8
8	*D12276	1	T-Seal, 1 1/2"
9	GD13172	1	Piston
10	*D12261	1	O-Ring, No. 014
11	GD13171	1	Rod
12	*D13399	1	Bronze Bushing
13	*D12259	1	U-Cup
14	GD13170	1	Gland
15	*D12258	1	Wiper
16	G10770	1	Internal Retaining Ring, 1 11/16"
17	GD12139	1	Water Cap Seal
A	GA9205	-	Cylinder Complete, 1 1/2" x 2 1/2" (Part Number Stamped On Barrel)
B	GR1598	-	Seal Kit, Includes: (2) O-Rings, (1) Back-Up Ring, (1) U-Cup, (1) Wiper, (2) Seals, (1) Bronze Bushing

\*Part of seal kit, item can not be purchased individually.

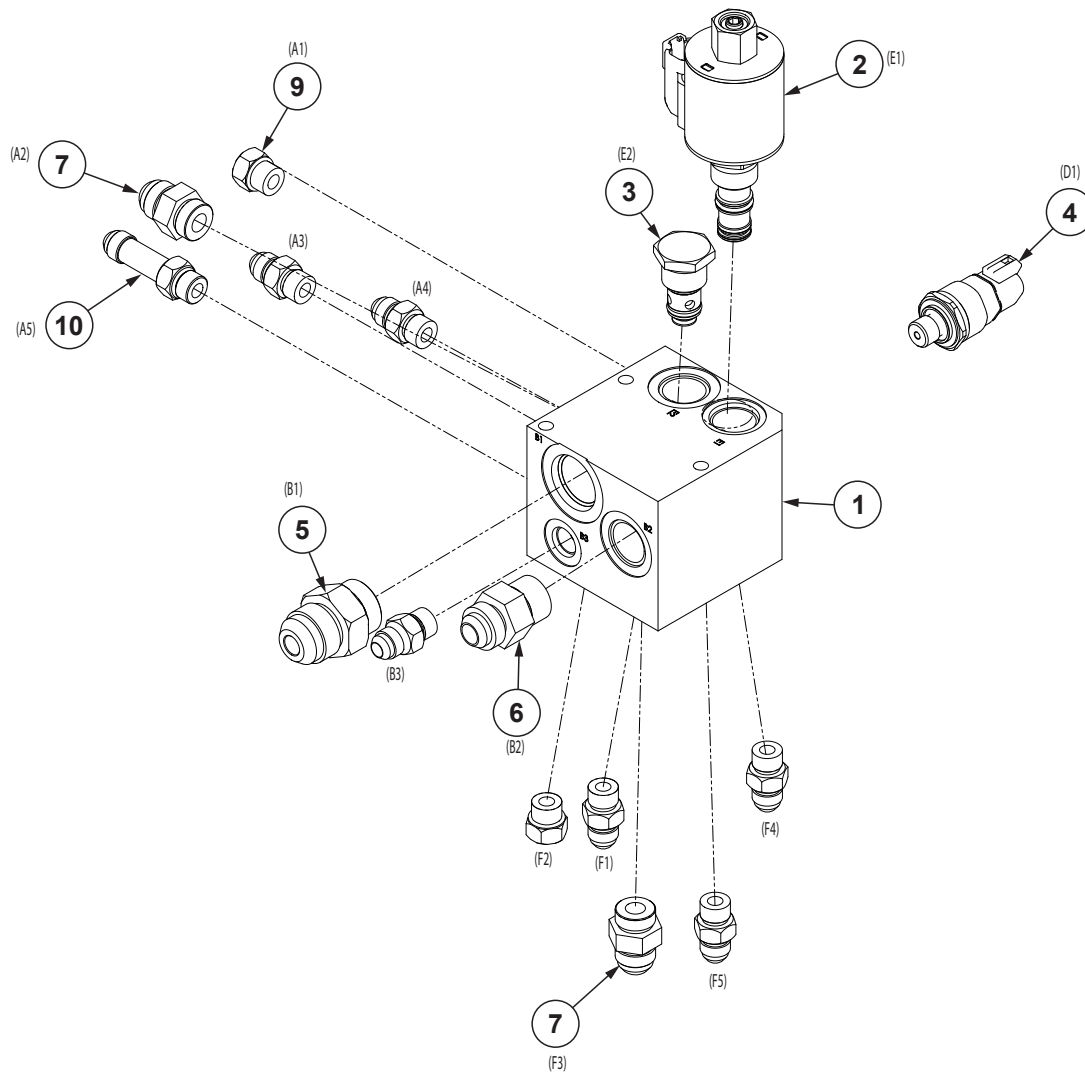
(109834)



ITEM	PART NO.	QTY.	DESCRIPTION
1	10972802	1	Barrell (Non-Stock Item)
2	G10205101	1	Piston
3	G10205201	1	Cylinder Rod
4	G10205801	1	Hex Socket Head Cap Screw, 1/2"-13 x 1 1/4"
5	*10205301	1	Wear Ring, 1 1/4"
6	*10983501	1	Piston Seal
7	*10205901	1	O-Ring, No. 114
8	G10205001	1	Head Gland
9	*10205401	1	U-Cup
10	*10992301	1	Wiper
11	*10205701	1	O-Ring
A	G10983402	1	Cylinder Complete, 1 1/4" x 4 1/4"
B	G10265701	1	Seal Kit, Includes: (1) Wear Ring, (2) O-Rings, (1) U-Cup, (1) Piston Seal, (1) Wiper

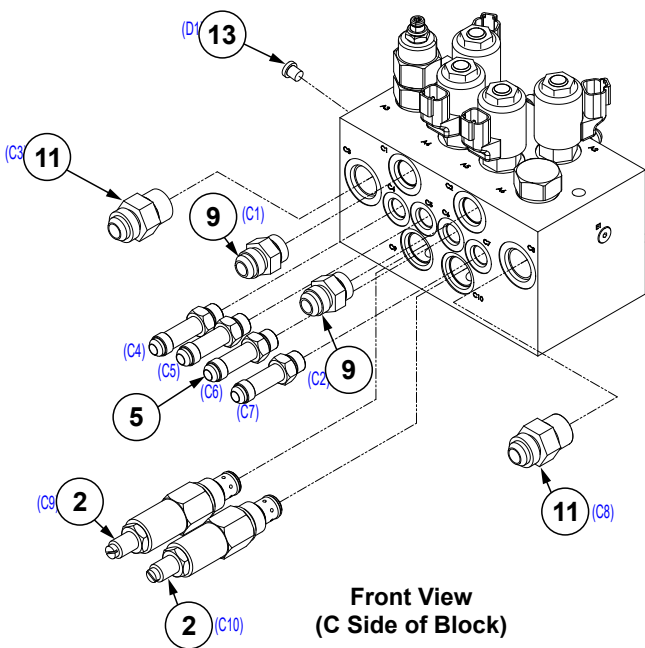
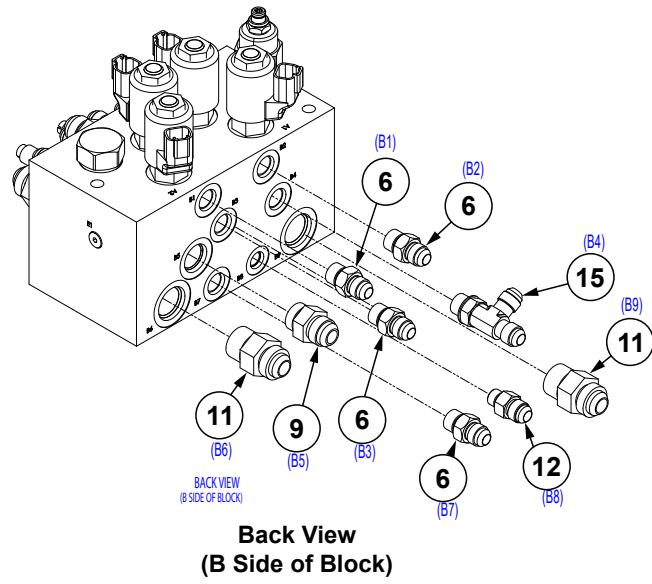
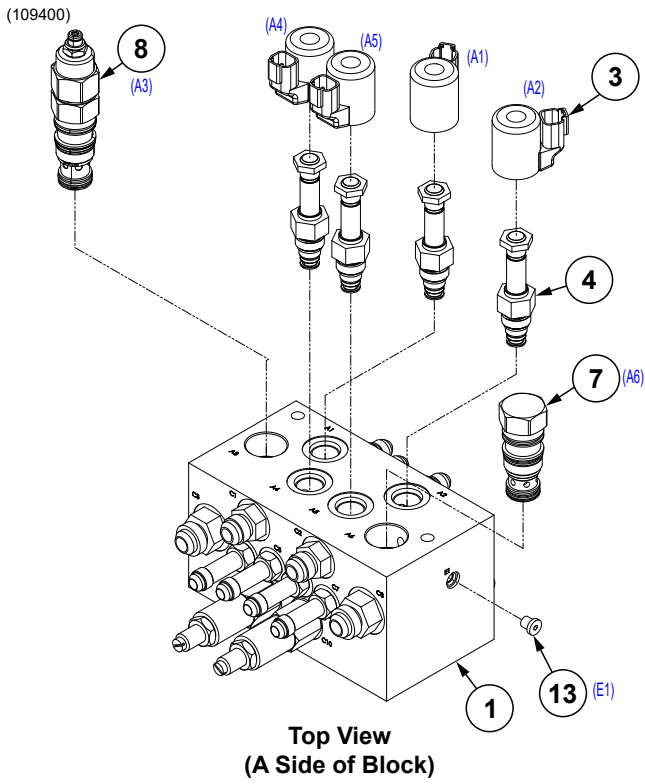
\* Item is part of a sub-assembly, item can not be purchased individually.

(109734)



ITEM	PART NO.	QTY.	DESCRIPTION
1	G10973501	1	Valve Block
2	G10269501	1	Valve W/Coil
3	GA18992	1	Check Valve
4	G10780301	1	Pressure Sensor, 0-250 Bar
5	G6400-12 GR1467	1 -	Connector, W/O-Ring, 1 1/16"-12 Male JIC To O-Ring O-Ring
6	G6400-10 GR1466	1 -	Connector W/O-Ring, 7/8"-14 Male JIC To O-Ring O-Ring
7	G6400-08-VT GR1037	2	Connector W/O-Ring, 3/4"-16 Male JIC To O-Ring O-Ring
8	G6400-06 GR1045	6	Connector W/O-Ring, 9/16"-18 Male JIC To O-Ring O-Ring
9	G6408-06 GR1045	2	Plug W/O-Ring, 9/16"-18 O-Ring O-Ring
10	G6400-L-06 GR1045	1	Long Connector W/O-Ring, 9/16"-18 Male JIC To O-Ring O-Ring

**This page left blank intentionally.**

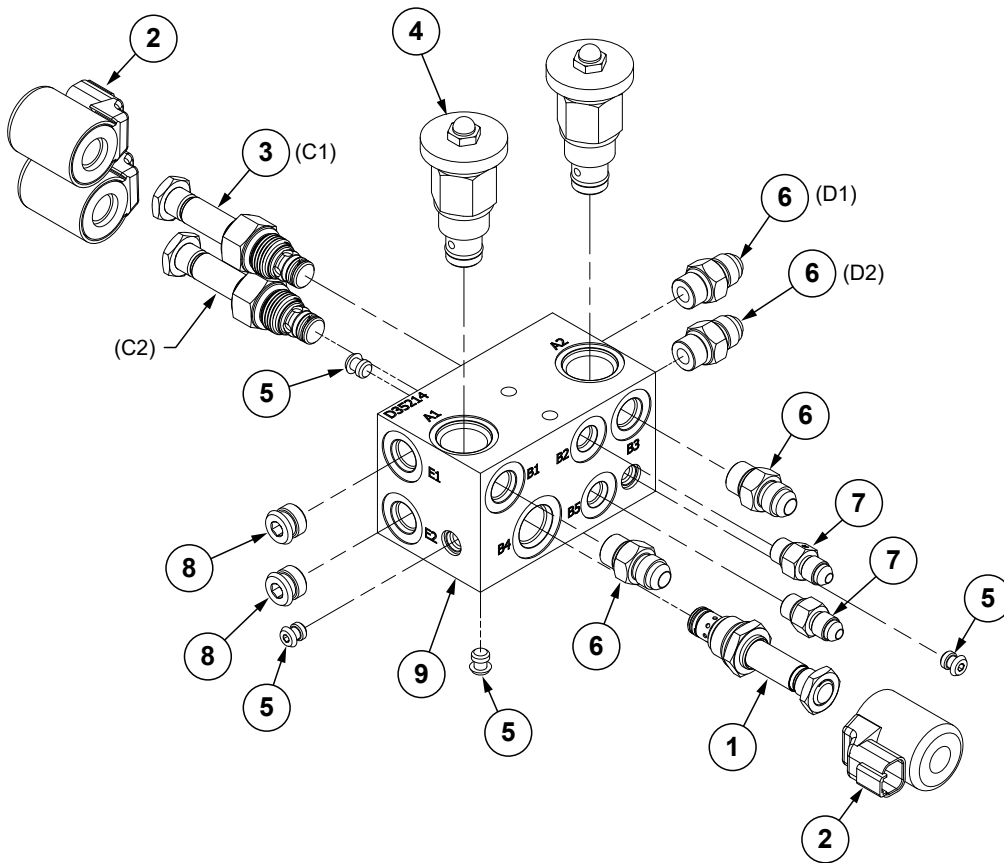




ITEM	PART NO.	QTY.	DESCRIPTION
1	G10939901	1	Valve Block
2	GA3407	2	Pressure Relief Valve, 1000 PSI
3	GA21066	4	Coil
4	GA21064	4	Double Poppet, No. 8
5	G6400-L-06 GR1045	4 -	Long Connector W/O-Ring, 9/16"-18 Male JIC To O-Ring O-Ring
6	G6400-06 GR1045	4	Connector W/O-Ring, 9/16"-18 Male JIC To O-Ring O-Ring
7	G10109601	1	Check Valve Cartridge
8	G10468301	1	Counterbalance Valve, 30 GPM
9	G6400-08 GR1037	3	Connector W/O-Ring, 3/4"-16 Male JIC To O-Ring O-Ring
10	---	---	---
11	G6400-10 GR1466	4	Connector W/O-Ring, 7/8"-14 Male JIC To O-Ring O-Ring
12	G6400-06-04 GR1465	1	Connector W/O-Ring, 9/16"-18 Male JIC To 7/16"-20 O-Ring O-Ring
13	G6408-H02-0	2	Hex Socket O-Ring Plug, 5/16"-24
14	---	---	---
15	G6804-06	1	Tee, 9/16"-18 JIC w/O-Ring

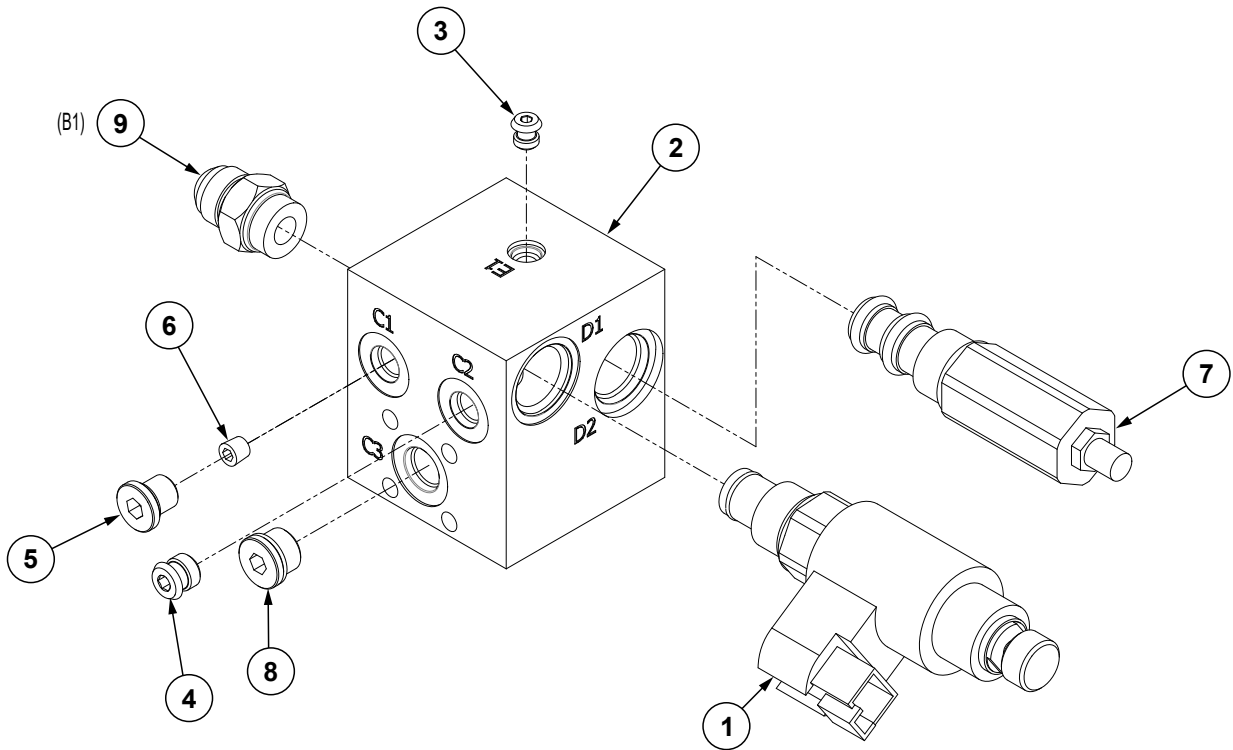
(A25233)

L.H. Shown



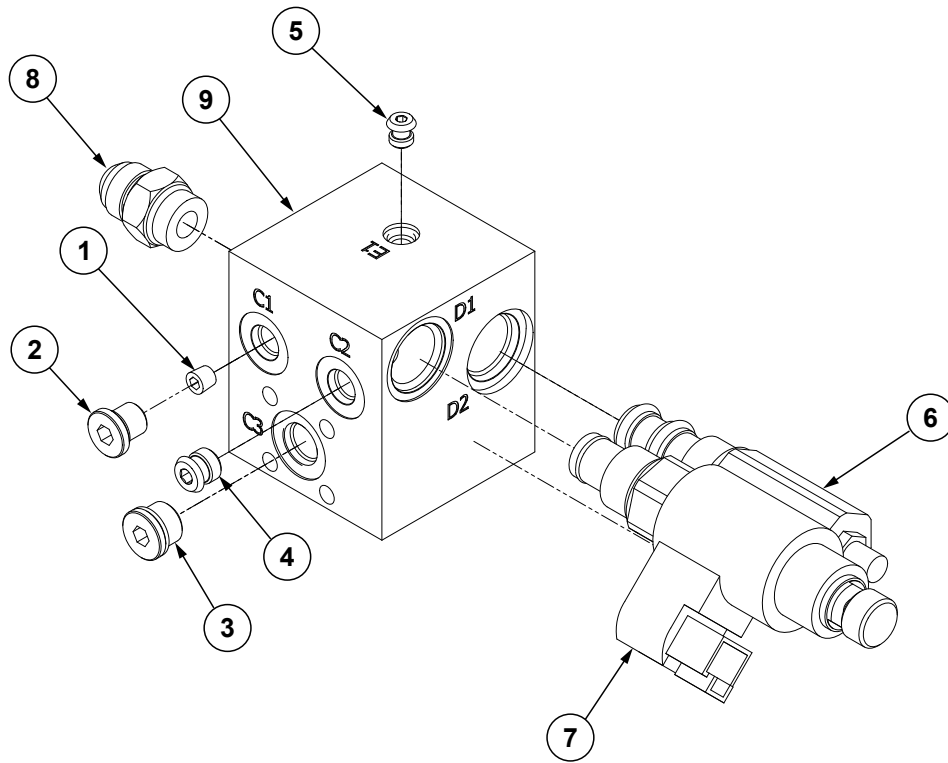
ITEM	PART NO.	QTY.	DESCRIPTION
1	GA24852	1	Solenoid Valve
2	GA21066	3	Coil P Series
3	GA21064	2	NC Double Poppet, No. 8
4	GA3413	2	Flow Control Valve
5	GD29318	4	Plug
6	G6400-06 GR1045	4 -	Connector W/O-Ring, 1/16"-18 Male JIC To O-Ring O-Ring
7	G6400-04 GR1465	2 -	Connector W/O-Ring, 7/16"-20 Male JIC To O-Ring O-Ring
8	GD29319	2	Plug
9	GD35214	1	Outer Wing Manifold Block

(101901)



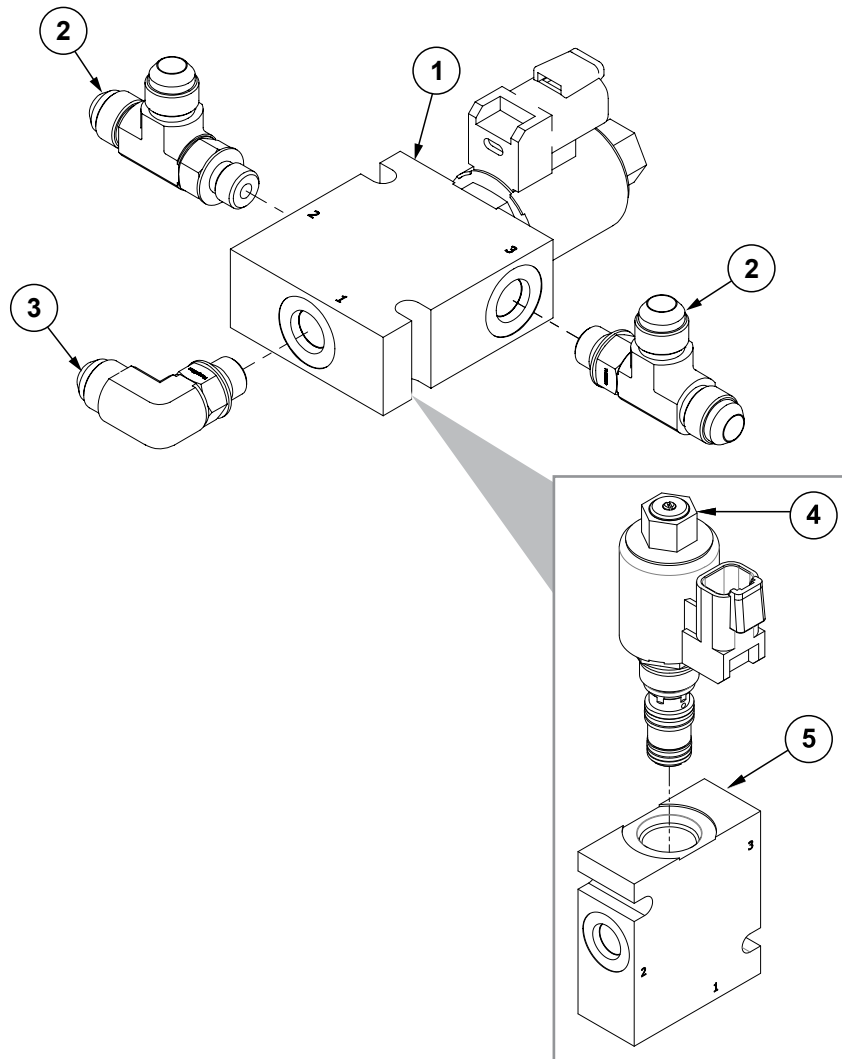
ITEM	PART NO.	QTY.	DESCRIPTION
1	G10306301	1	Hydraulic Fan Block Coil
2	G10169601	1	Fan Control Manifold
3	GD29318	1	Plug
4	GD29321	1	Plug
5	G6408-H04-0	1	Hex Socket Head Plug, 7/16"-20
6	GD29324	1	Flow Restrictor Orifice, .020" Diameter
7	G10019401	1	Fan Control Cartridge
8	G6408-H06-O	1	Hex Socket Head O-Ring Plug, 9/16"-18
9	G6400-08 GR1037	1 -	Connector W/O-Ring, 3/4"-16 Male JIC To O-Ring O-Ring

(101860)



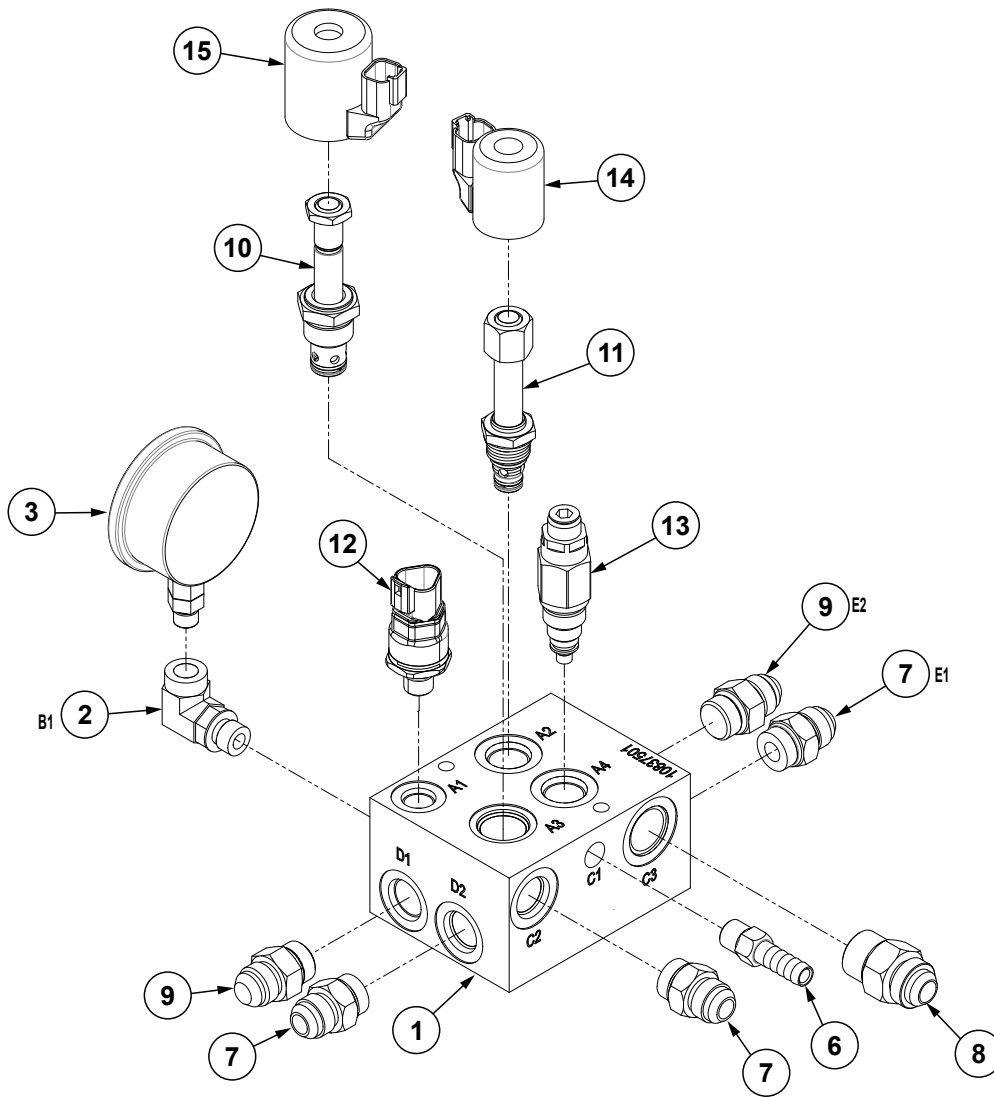
ITEM	PART NO.	QTY.	DESCRIPTION
1	GD29324	1	Flow Restrictor Orifice, .020" Diameter
2	G6408-H04-0	1	Hex Socket Head Plug, 7/16"-20
3	G6408-H06-0	1	Hex Socket Head O-Ring Plug, 9/16"-18
4	GD29321	1	Plug
5	GD29318	1	Plug
6	G10019401	1	Fan Control Cartridge
7	G10306201	1	Hydraulic Fan Block Coil
8	G6400-08 GR1037	1 -	Connector W/O-Ring, 3/4"-16 Male JIC To O-Ring O-Ring
9	G10169601	1	Fan Control Manifold
10	G6801-06-08 GR1037	- -	Elbow W/O-Ring, 90°, 9/16"-18 Male JIC To 3/4"-16 O-Ring O-Ring

(109721/109450)



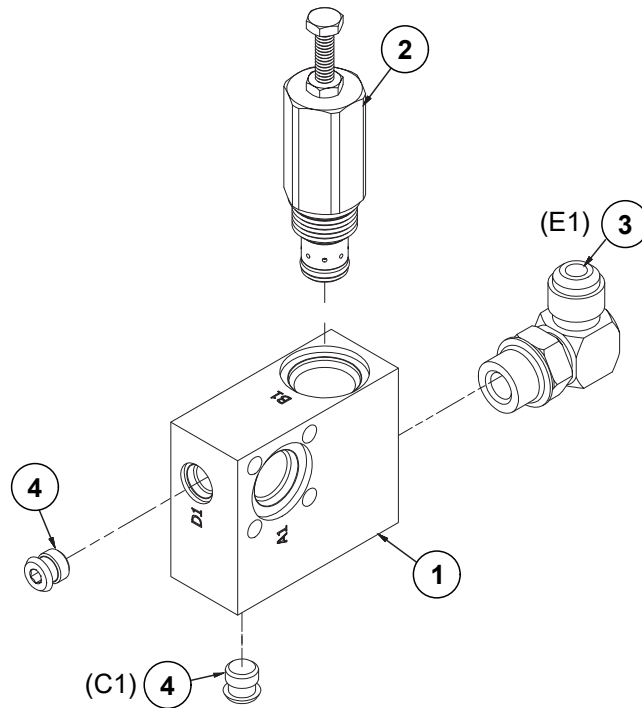
ITEM	PART NO.	QTY.	DESCRIPTION
1	G10945001	1	Row Unit Control Block, Includes Items 4 and 5
2	G6804-06-04-06	2	Adjustable Tee, 1/16"-18 JIC, 7/16"-20 O-Ring
3	G6801-06-04	1	Elbow, 90°, 1/16"-18 x 7/16"-20 W/O-Ring
4	GD35271	1	Row Unit Control Block
5	G10941101	1	Manual Override Cartridge

(108374)



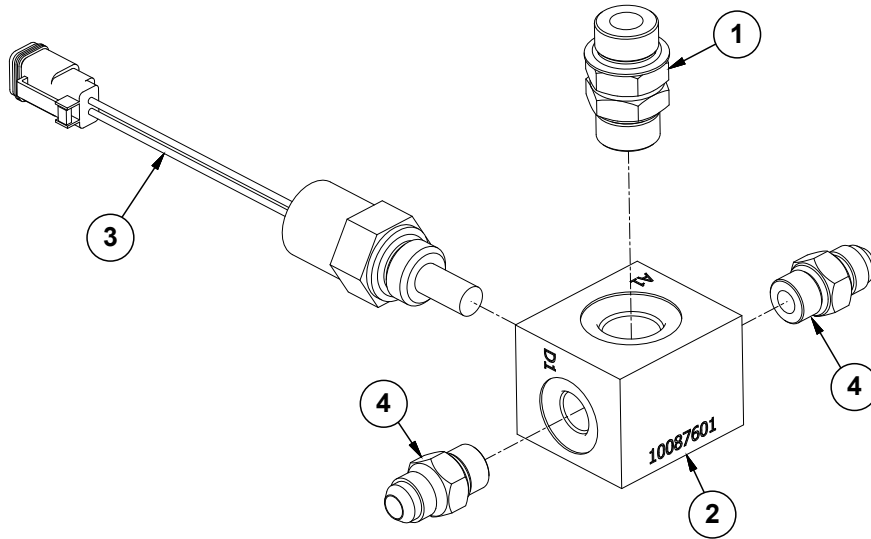
ITEM	PART NO.	QTY.	DESCRIPTION
1	G10837501	1	Manifold Block
2	G6815-06-04	1	90° Adjustable Street Elbow
3	GA26005	1	Pressure Dial
4	---	---	---
5	---	---	---
6	GD11700	1	Adapter, ¼" NPT To ¾" Barb
7	G6400-08 GR1037	3 -	Connector W/O-Ring, ¾"-16 Male JIC To O-Ring O-Ring
8	G6400-10 GR1466	1 -	Connector W/O-Ring, ⅞"-14 Male JIC To O-Ring O-Ring
9	GA20252	2	Check Valve
10	GA25390	1	Solenoid, No. 10, Single Poppet
11	GA25389	1	Solenoid, No. 8, Single Poppet
12	G10780301	1	Pressure Sensor
13	GA25982	1	Pressure Relief
14	GA25403	1	Coil, 12V
15	GA25404	1	Coil, 12V

(10199901)



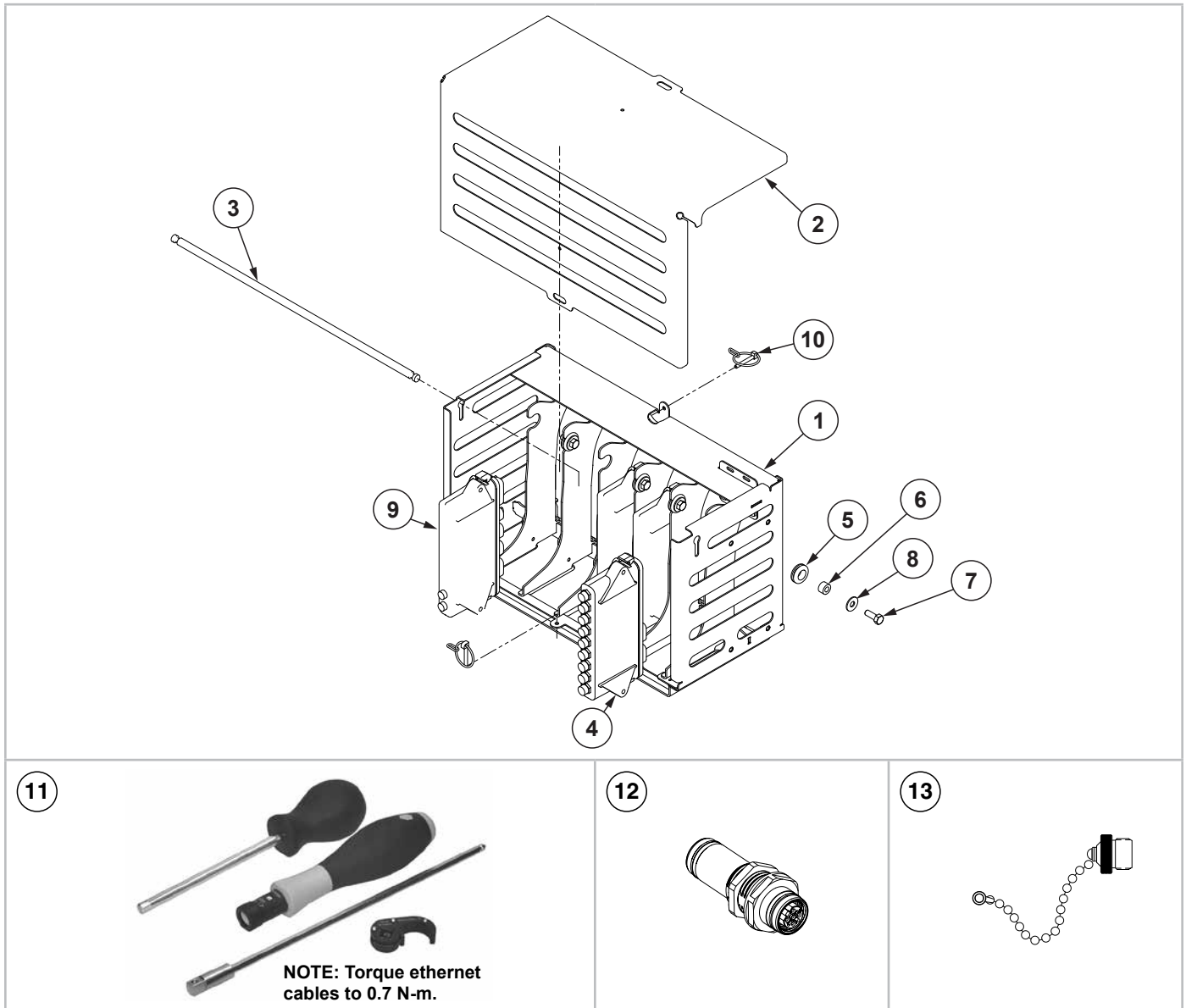
ITEM	PART NO.	QTY.	DESCRIPTION
1	G10169701	1	Block
2	G10053801	1	Adjustable Flow Control Valve
3	G6801-08 GR1037	2	Elbow W/O-Ring, 90°, 3/4"-16 Male JIC To O-Ring
4	GD29321	2	Plug

(100877)



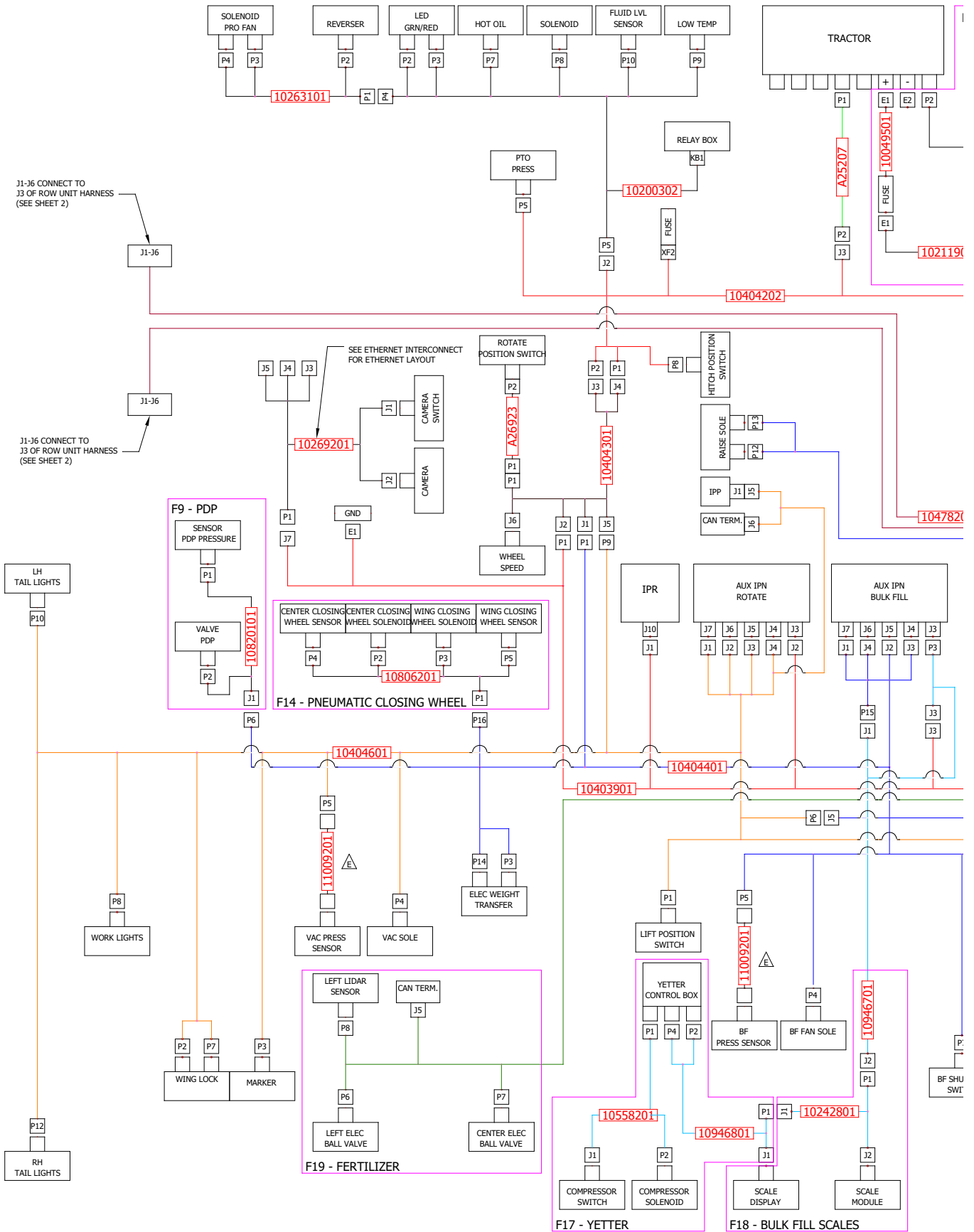
ITEM	PART NO.	QTY.	DESCRIPTION
1	G6403-NWO-08	1	Adjustable Union W/O-Ring, 3/4"-16
2	G10087601	1	Hydraulic Manifold Block
3	G10098201	1	Temperature Sensor
4	G6802-06-06	2	45° Elbow, 1/4"-18 x 1/4"-18 W/O-Ring





ITEM	PART NO.	QTY.	DESCRIPTION
1	G10918801	1	Auxiliary IPN Module Box
2	G10918701	1	Auxiliary IPN Module Cover
3	G10919401	1	Auxiliary IPN Mount Lock Rod
4	GA25950	1	IPR Module Assembly
5	GD35868	4	Grommet
6	GD35872	4	Spacer
7	G10991	4	Hex Head Cap Screw, 5/16"-18 x 7/8"
8	G10219	4	Washer, 5/16" USS
9	GA25949	3	IPN Module Assembly
10	G11339	2	Pin W/Chain
11	GA26173	-	Torque Driver, M12, Includes: (1) Inerchangeable Blade, (1) Torque Handle, (1) Setting Aid, (1) M12 Attachment
12	GA22585	-	Bulkhead, FEM-FEM M12x1
13	GD35420	-	M12 Ethernet Cap W/Chain

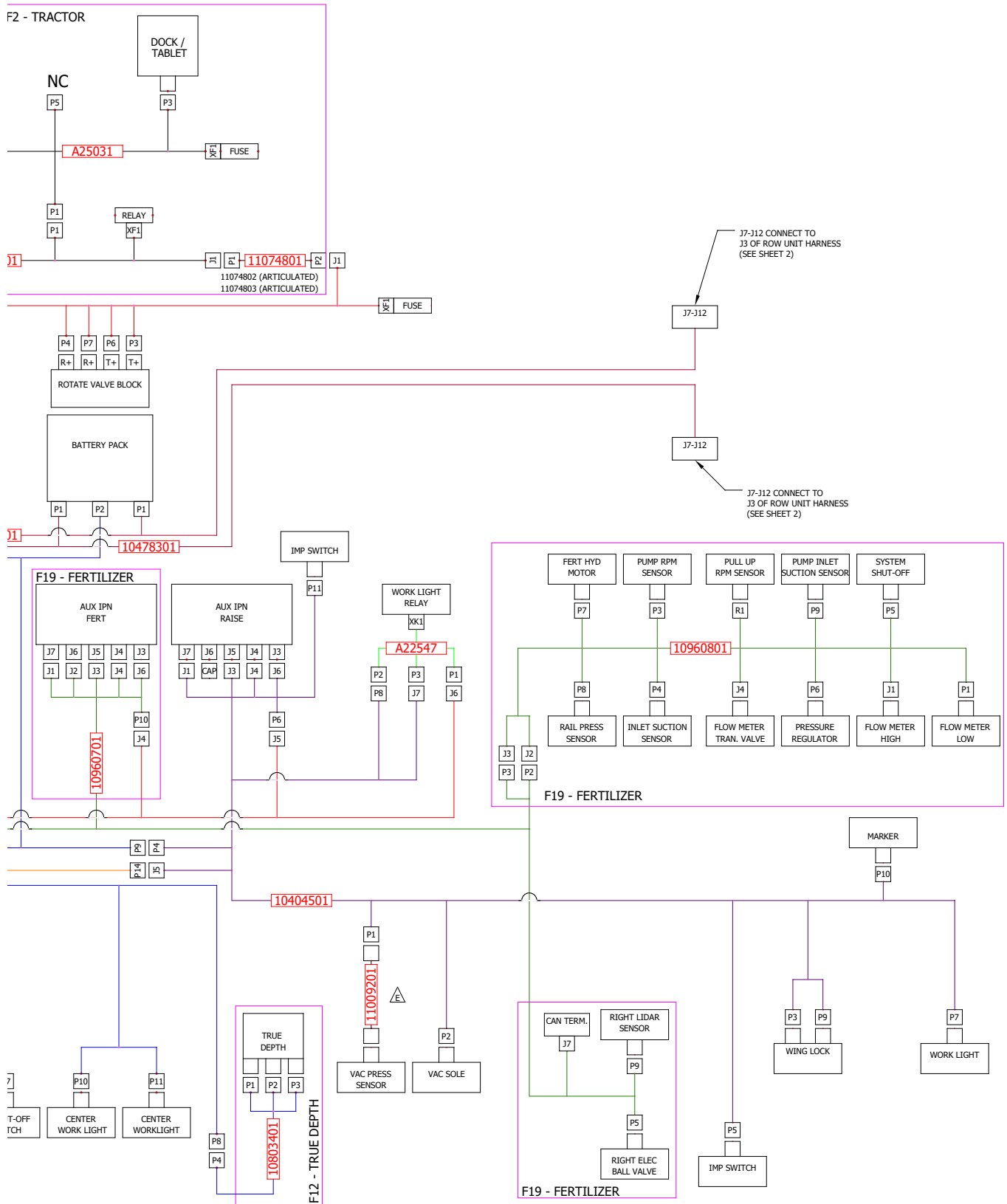
(105)



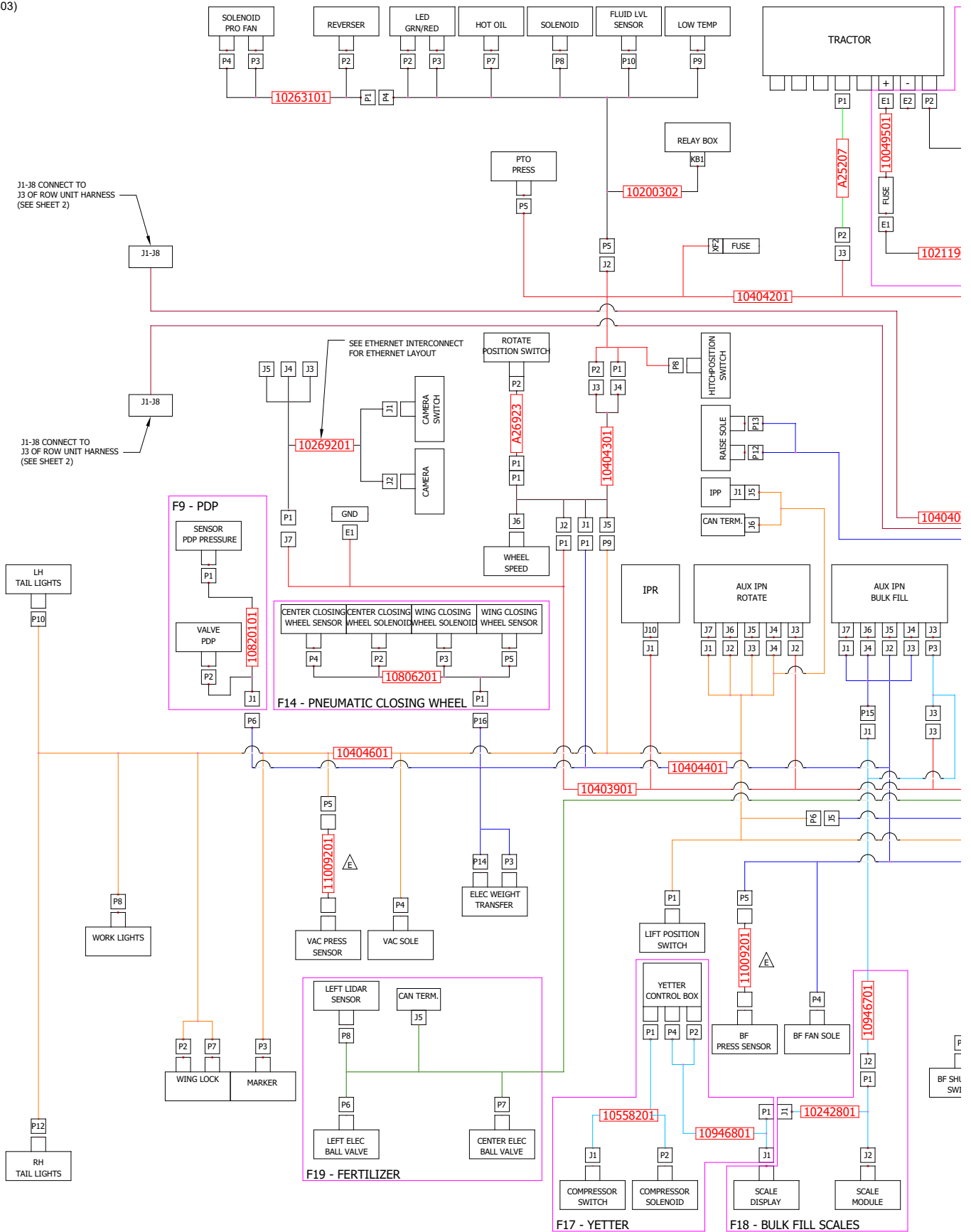
# Blue Drive Interconnect Schematic, 12 Row

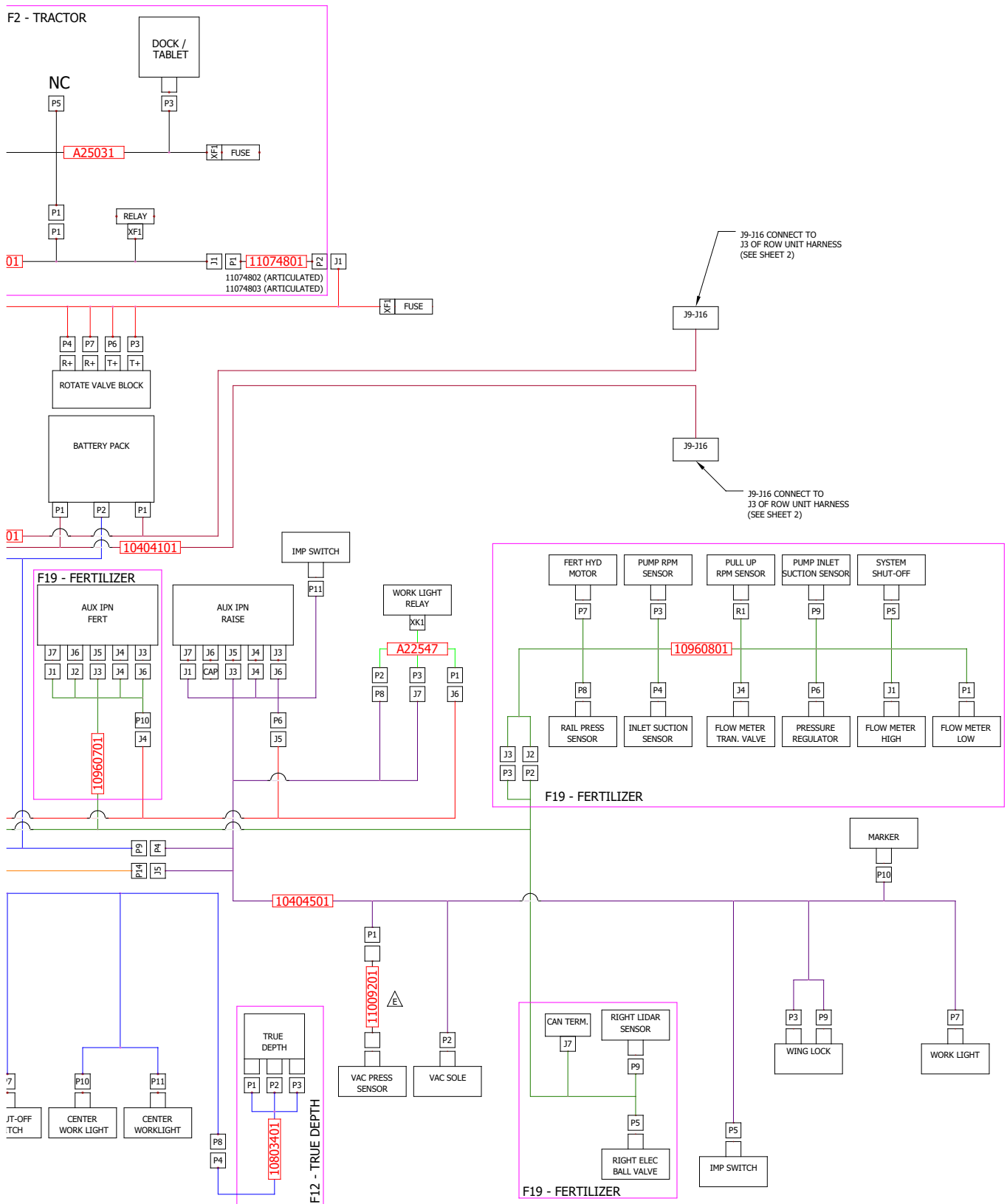
M0322-02

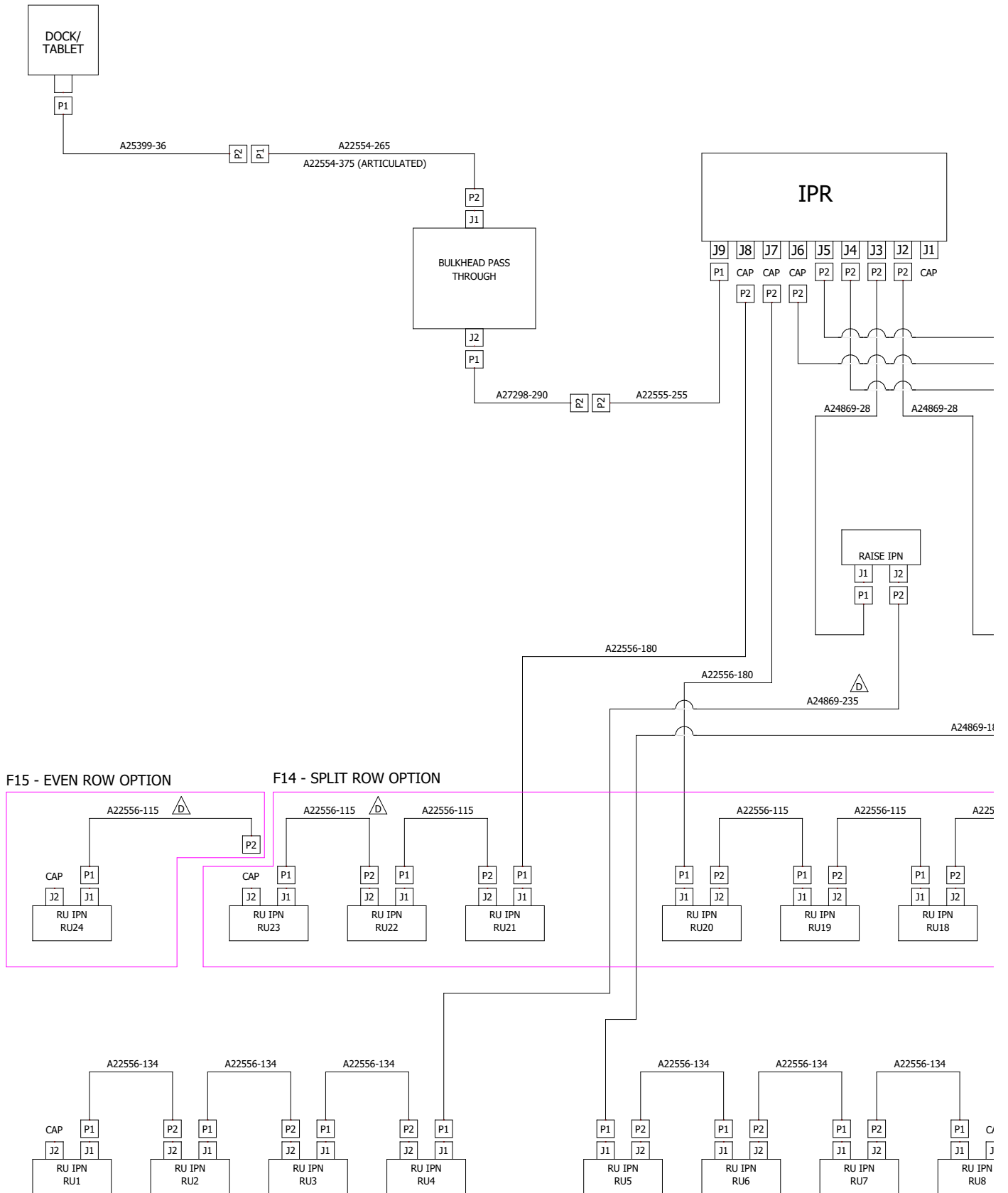
5670

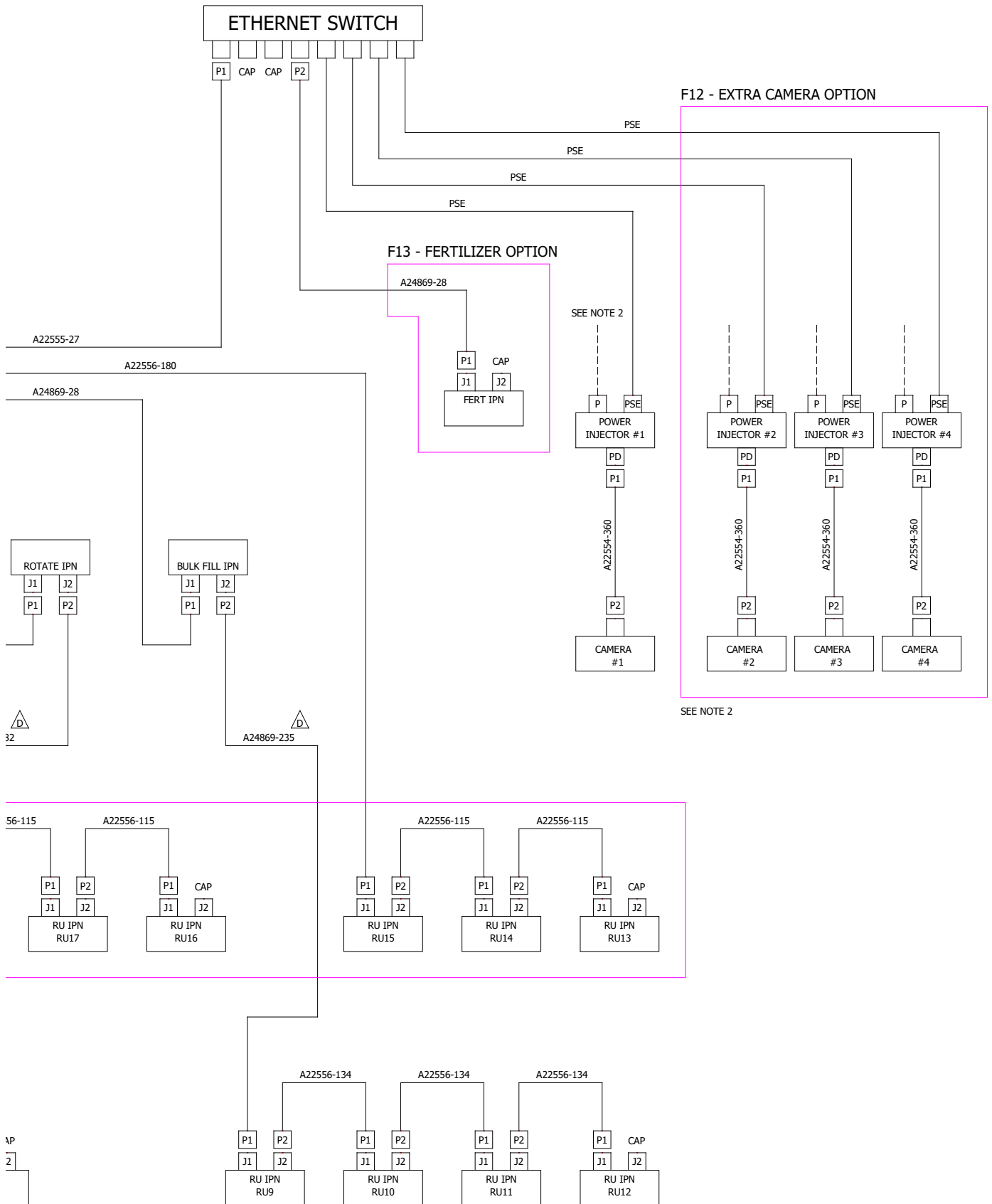


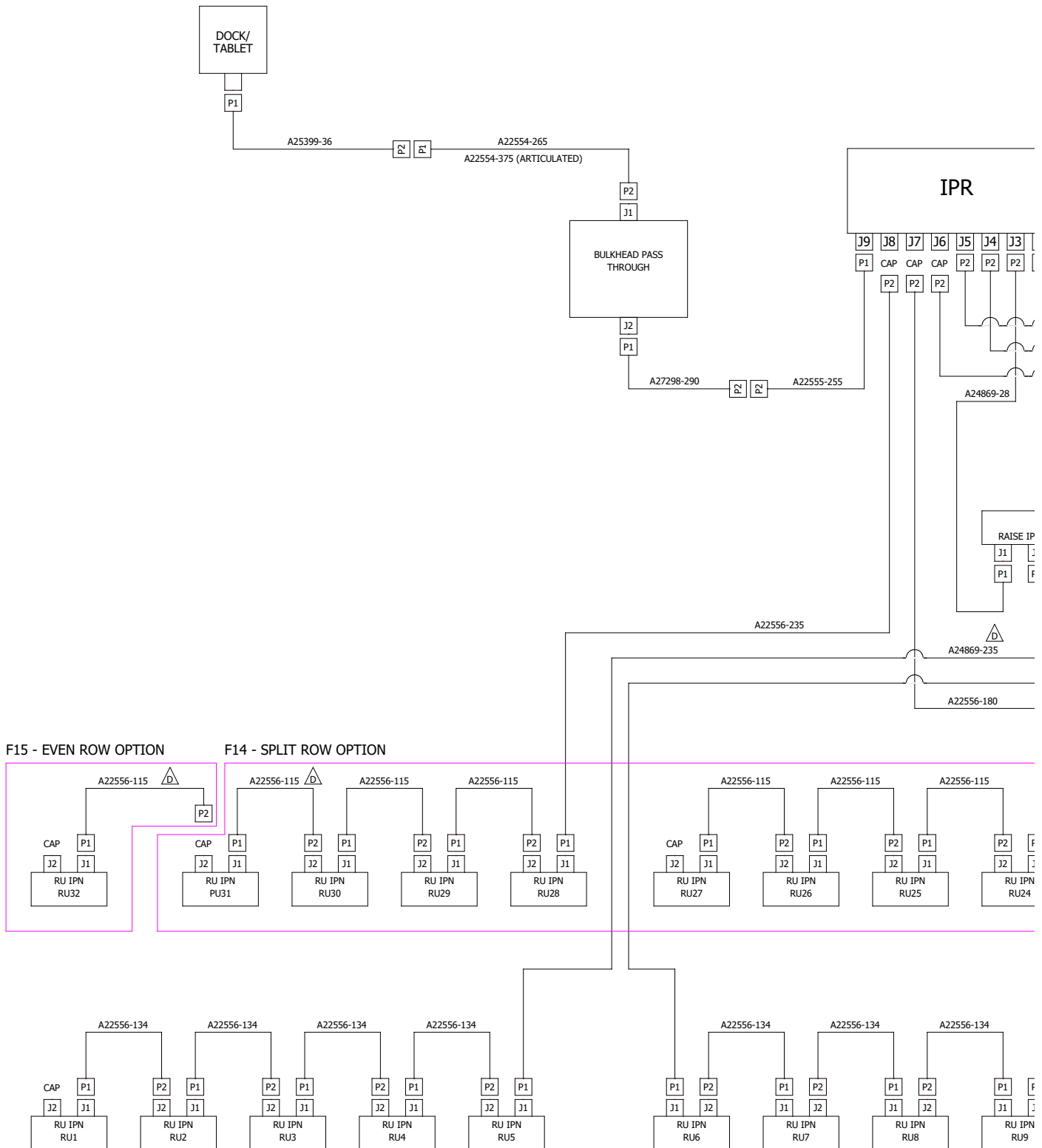
(109403)



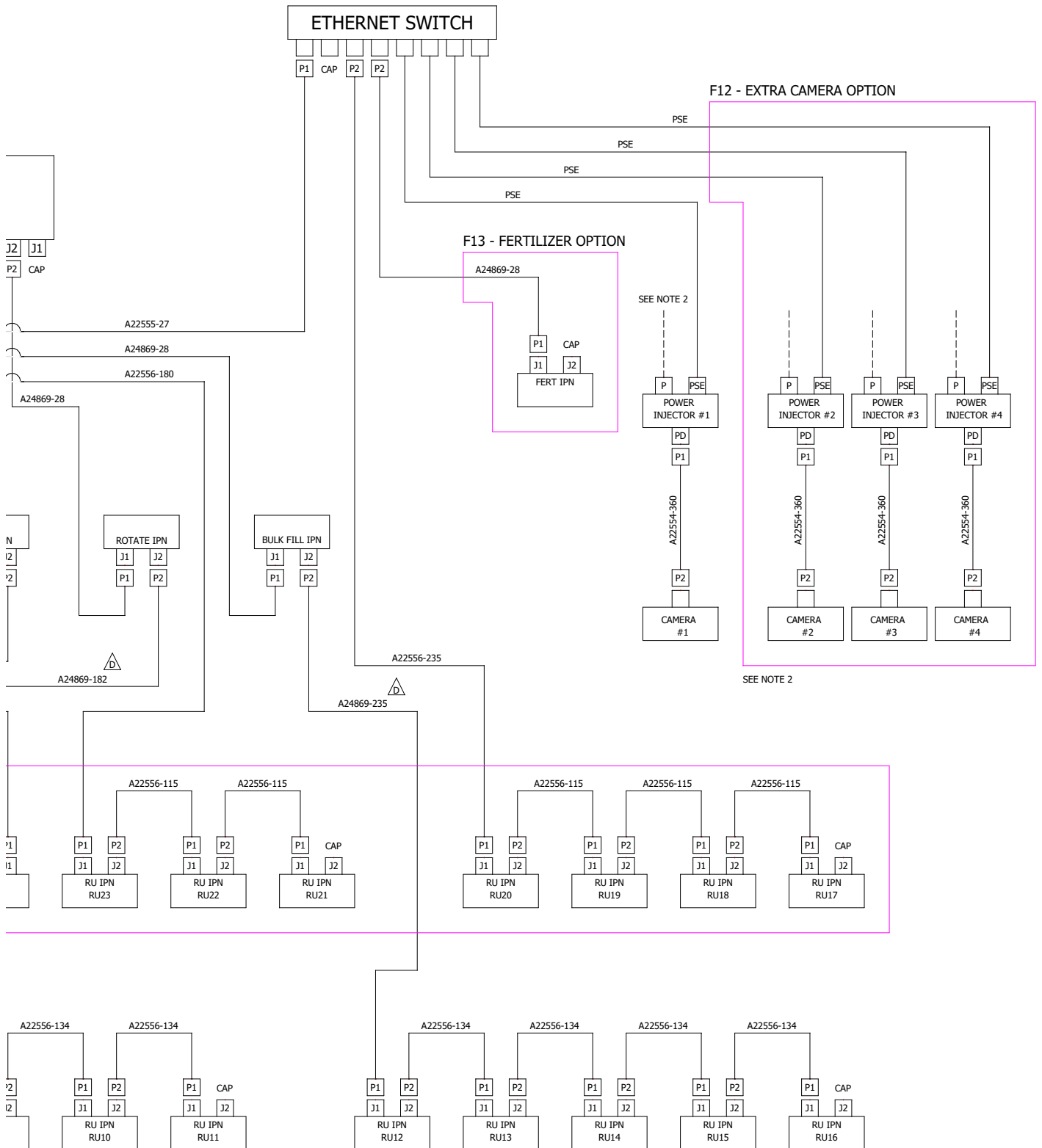




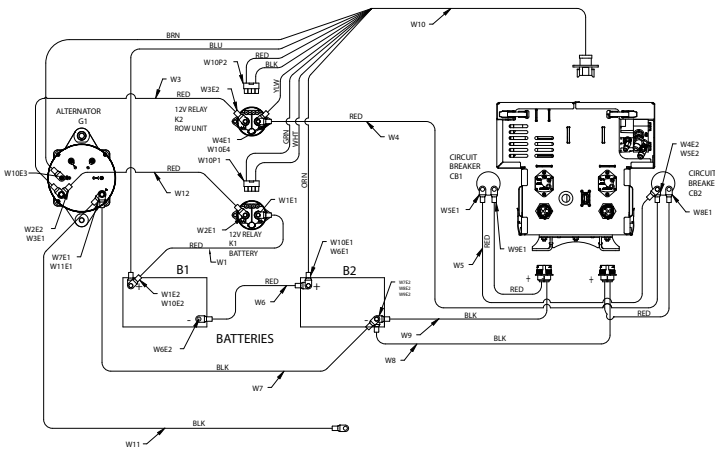
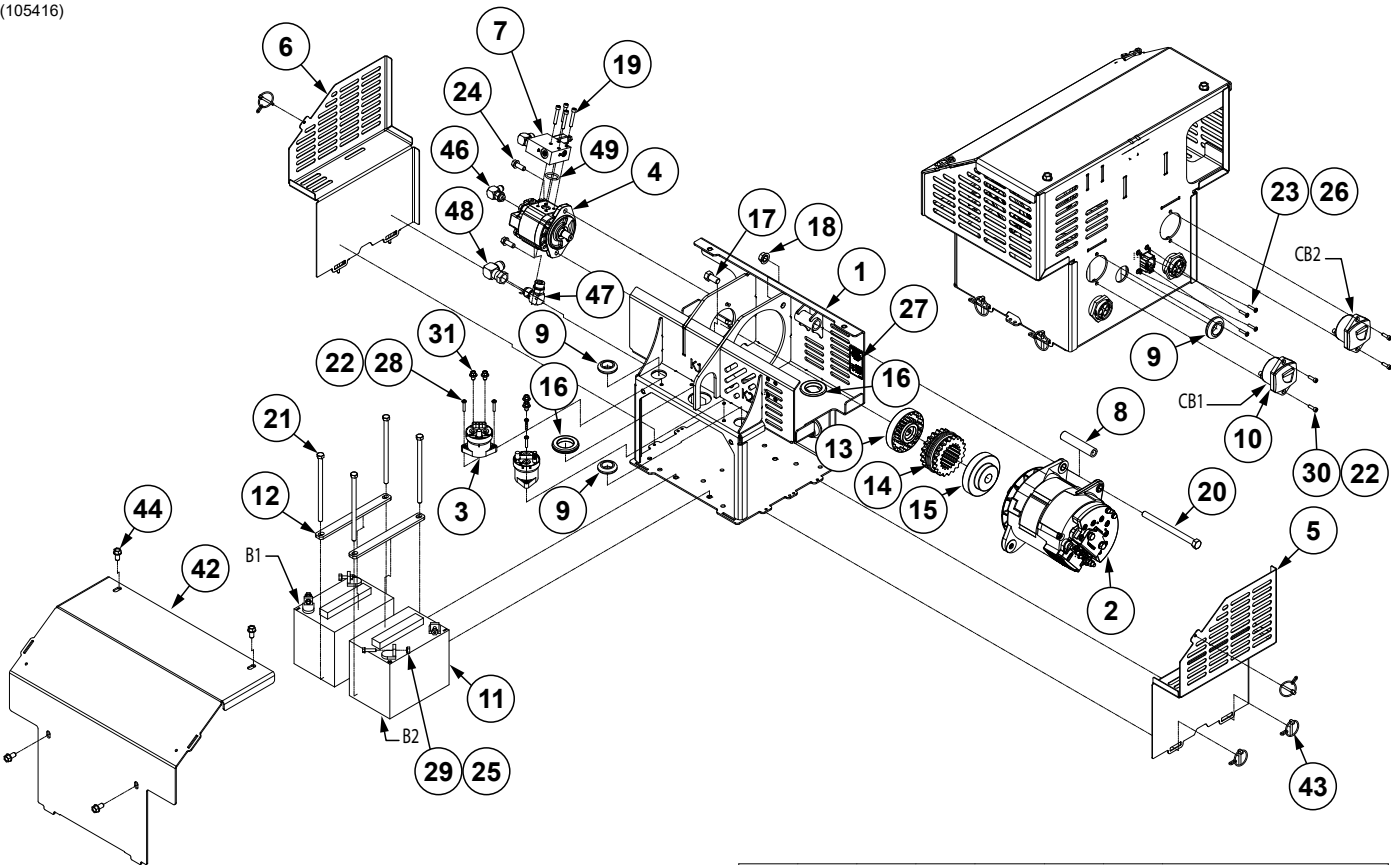








(105416)

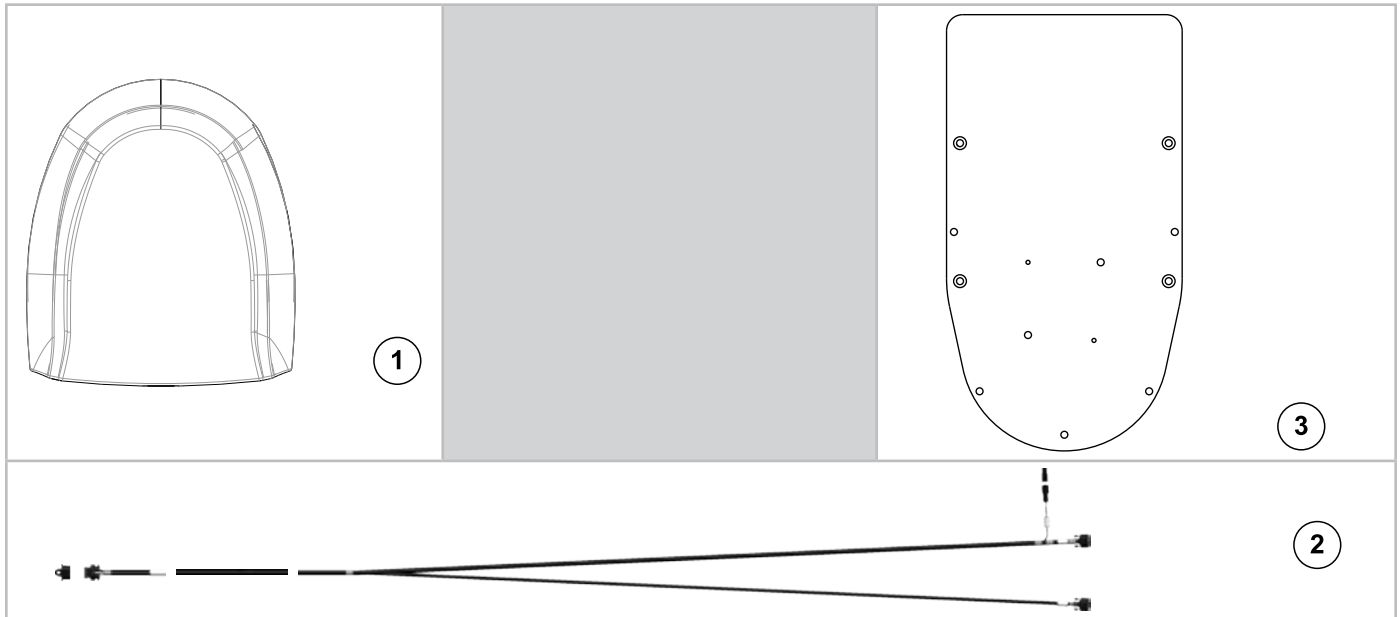


COMPONENT HOOKUP CHART							
ITEM #	REF DES	FROM	USED W/ ITEM	TO	USED W/ ITEM	COLOR	FUNCTION
32	W1	B1+	E2	K1A2-	E1	RED	PWR
45	W12	K1A1+	E1	GB1+	E2	RED	PWR
40	W3	GB1+	E1	K2A1+	E2	RED	PWR
33	W4	K2A2-	E1	CB2LINE	E2	RED	PWR
34	W5	CB1LINE	E1	CB2LINE	E2	BLK	PWR
41	W6	B2+	E1	B1-	E2	RED	PWR
35	W7	B2-	E2	GB2-	E1	BLK	GND
37	W8	PAN	J1	CB2LOAD	E1	RED	PWR
				B2-	E2	BLK	GND
				CB1LOAD	E1	RED	PWR
				B2-	E2	BLK	GND
36	W9	PAN	J1				
				K2	P2	RED-BLK	RU PWR RELAY (PWR&GND)
				AC	E3	BRN	ALTERNATOR SENSE FREQ
				K2A2-	E4	YLW	RU PWR FEEDBACK
38	W10	PAN	J1	K1	P1	GRN-WHT	BATTERY PACK RELAY (PWR&GND)
				B1+	E2	BLU	BATTERY #1 VOLTAGE MONITOR
				B2+	E1	ORN	BATTERY #2 VOLTAGE MONITOR
39	W11	GB2-	E2	NC	E1	BLK	PLANTER GROUND

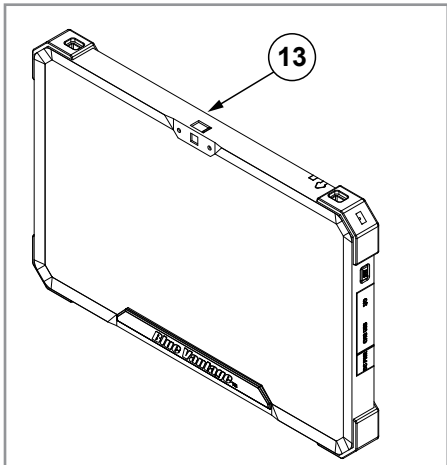
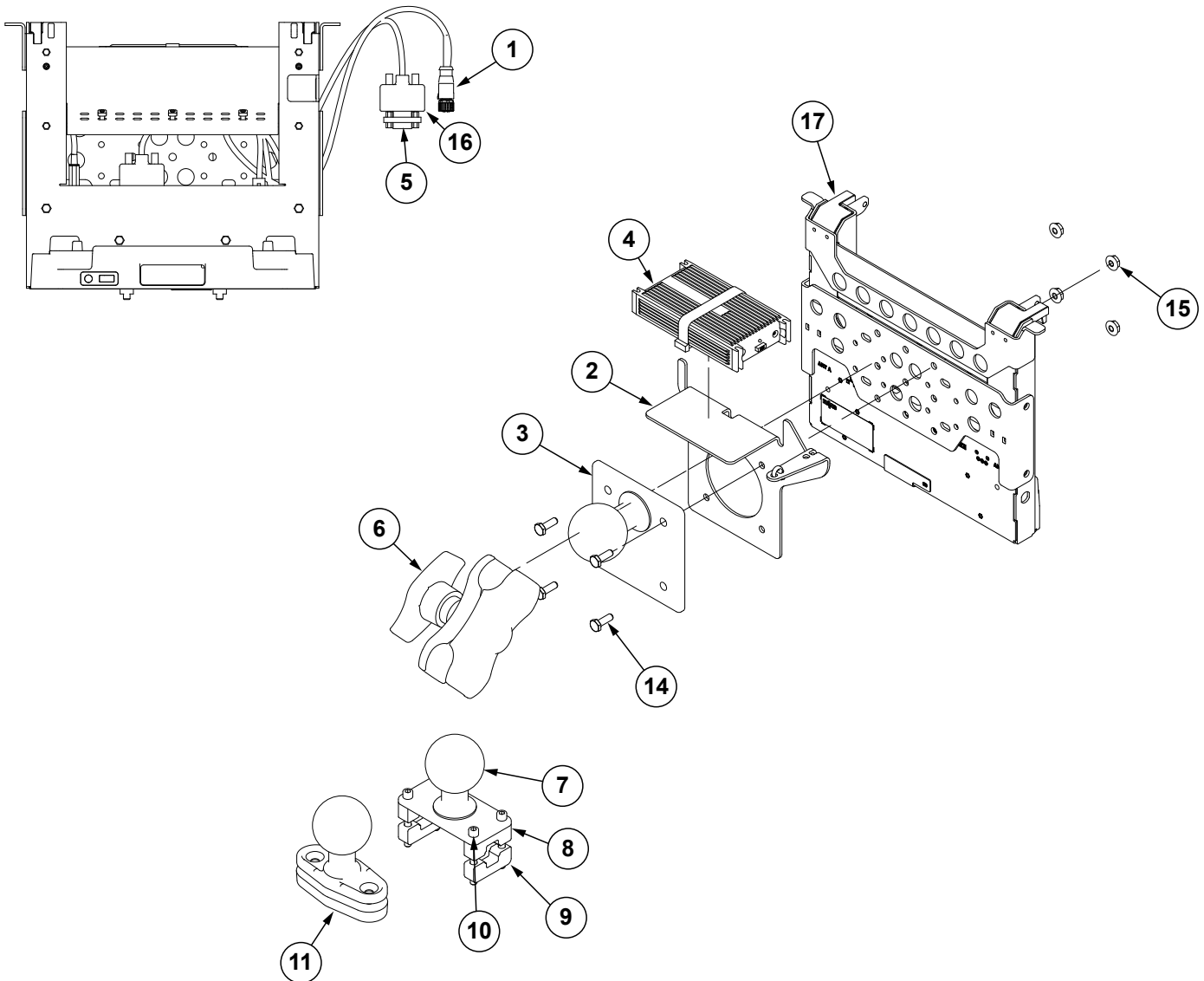
ITEM	PART NO.	QTY.	DESCRIPTION
1	G10510601	1	Battery Box
2	GA19301	1	Alternator (Manufactured by Prestolite)
3	G10584701	2	Contactors
4	G10169501 GR2382	1	Hydraulic Motor Seal Kit
5	GD36822	1	Battery Box Vent
6	GD36821	1	Battery Box Vent
7	---	1	<a href="#">See "Power Pack Hydraulic Motor Valve Block" on page P195</a>
8	G10318901	1	Sleeve, 3/4" x 3.85"
9	GD22200	3	Grommet, 1"
10	GD28354	2	Circuit Breaker, 100 Amp Panel Mount

ITEM	PART NO.	QTY.	DESCRIPTION
11	GD28363	2	Battery, 12 Volt
12	G10114001	2	Battery Strap
13	GD36680	1	Half Coupler
14	GD36681	1	Sleeve W/Retaining Ring
15	GD36682	1	Half Coupler
16	GR2126	2	1½" Push-In Grommet
17	G10014	1	Hex Head Cap Screw, ½"-13 x 1"
18	G10071	1	Serrated Flange Nut, ½"-13
19	G11418	4	Hex Socket Head Cap Screw, ¼" x 1½"
20	G10829	1	Hex Head Cap Screw, ½"-13 x 6 ½"
21	G10954	4	Hex Head Cap Screw, ⅜"-16 x 7"
22	G10992	8	Serrated Flange Nut, No. 10-24
23	G11067	4	Phillips Pan Head Machine Screw, No. 8-32 x ¾", Stainless Steel
24	G11124	2	Hex Serrated Flange Cap Screw, ⅜"-16 x 1"
25	G11409	4	Hex Serrated Flanged Cap Screw, ¼"-20 x 1"
26	G11202	4	Lock Nut W/Nylon Insert, No. 8-32, Stainless Steel
27	G7100-636	1	<a href="#">See "Decals, Paint, and Miscellaneous" on page P277</a>
28	G11472	4	Phillips Pan Head Machine Screw, No. 10-24 x 1"
29	G11528	4	Hex Nut W/External Tooth Washer, ¼"-20
30	G11588	4	Hex Socket Head Cap Screw, No. 10-24 x ⅝"
31	G12219-12	4	Hex Serrated Flange Cap Screw, M8-1.25 x 12
32	GA26683	1	Red Cable, 4 Gauge x 15"
33	GA26684	1	Red Cable, 4 Gauge x 28"
34	GA26685	1	Cable, 4 Gauge Red (⅝" Ring) x 19"
35	G10477201	1	Cable, 4 Gauge Black (¼" Ring - ⅜" Ring x 12"
36	GA26687	1	Battery Box Row Unit Harness, Power 1
37	GA26688	1	Row Unit Battery Box Harness, Power 2
38	G10600701	1	Compact Power Pack Sensor Harness
39	G10477101	1	Cable, 4 Gauge, Black (⅜" Ring x ⅜" Ring) x 48"
40	GA25023	1	Cable, 4GA, ⅝" to ⅝"
41	GA25993	1	Cable, 4GA x 14"
42	G10510701	1	Battery Box Cover
43	G10439801	6	Pin W/Chain
44	G11123	4	Hex Serrated Flange Cap Screw, ⅜"-16 x ¾"
45	GA26926	1	Cable, 4GA Red/Cover x 32"
46	G6801-06 GR1045	1 -	Elbow W/O-Ring, 90°, ⅝"-18 Male JIC To O-Ring O-Ring
47	G6801-10 GR1466	1 -	Elbow W/O-Ring, 90°, ⅞"-14 Male JIC To O-Ring O-Ring
48	G6500-10	1	Swivel Elbow, 90°, ⅞"-14 Male JIC To Female
49	G11105001	1	O-Ring, No. 212

**This page left blank intentionally.**

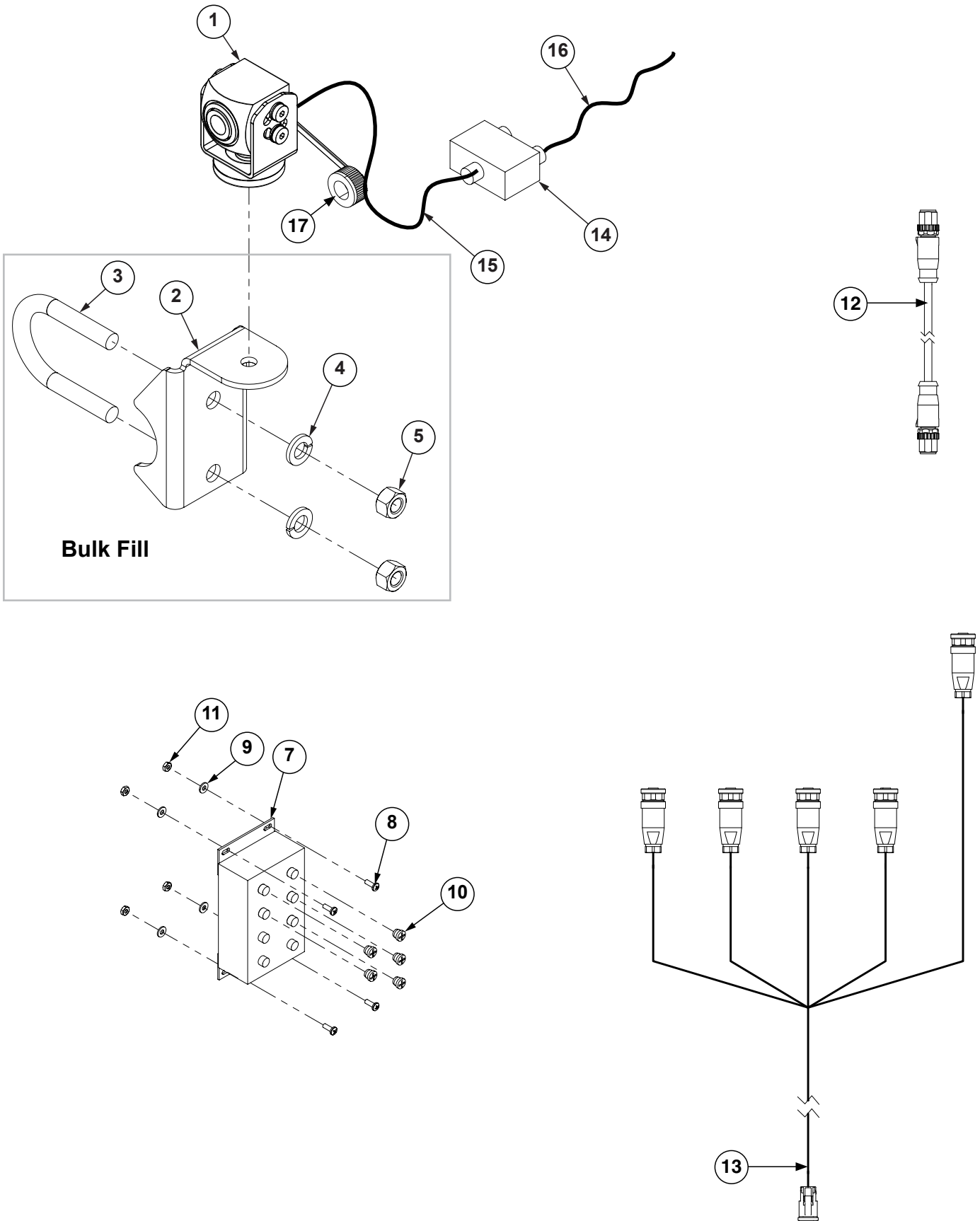


ITEM	PART NO.	QTY.	DESCRIPTION
1	G10254901	1	GPS Receiver
2	G10254701	1	GPS Dual Port Harness
3	G10254801	1	GPS Mount Bracket



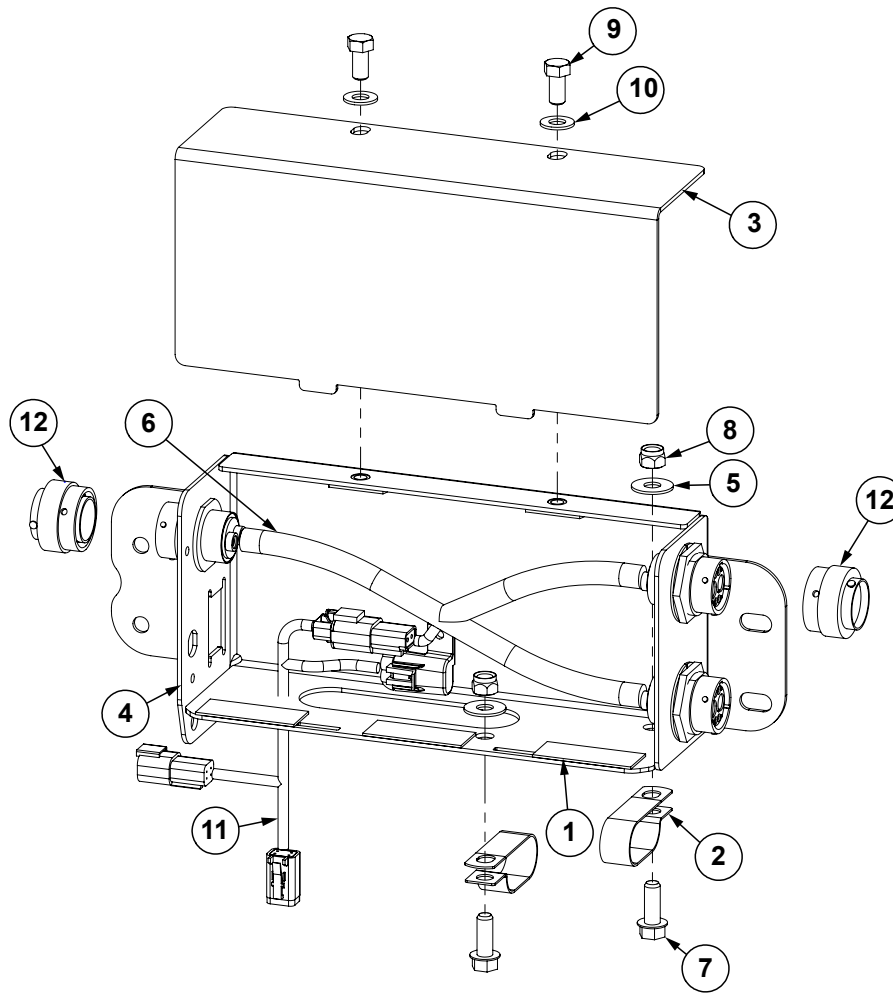
- 12** **GPS Interface Package Includes:**
- (1)GPS Installation Sheet
  - (1)Meter Serial Ext. Cable
  - (1) 1600 AgLeader GPS Cable
  - (1) Trimble to Starfire Adapter Cable
  - (1) M/M DB9 Serial Connector
  - (1) F/F DB9 Serial Connector
  - (1) Null Modem M/F DB9 Conector
  - (1)GPS Harness

ITEM	PART NO.	QTY.	DESCRIPTION
1	GA25399-36	1	Ethernet Cable (RJ45-Female M12 STR), 36"
2	G10013201	1	Power Supply Display Mount
3	GD33756	1	Ram Ball, 2¼"
4	GA26374	1	Lind Power Adaptor (Included W/GA24281)
5	GD35465	1	DB9 M/M Gender Changer
6	GA24285	1	Double Socket Ram Arm (Short)
7	GD33757	1	Ram Ball W/Plate, 2¼" Ball
8	GD33758	2	Ram Mount Clamp Block, Top
9	GD33759	2	Ram Mount Clamp Block, Bottom
10	G11106	4	Hex Socket Head Cap Screw, ¼"-20 x 2¼"
11	GA24284	1	Ram Ball W/Base, 2½" Ball
12	GA21143	1	GPS Interface Package
13	G10243001	1	Blue Vantage Display
14	G10023	4	Hex Head Cap Screw, ¼"-20 x ¾"
15	G10621	4	Serrated Flange Nut, ¼"-20
16	GA25437	1	DB9 Cable F/F
17	GA24281	-	Docking Station W/Power Supply

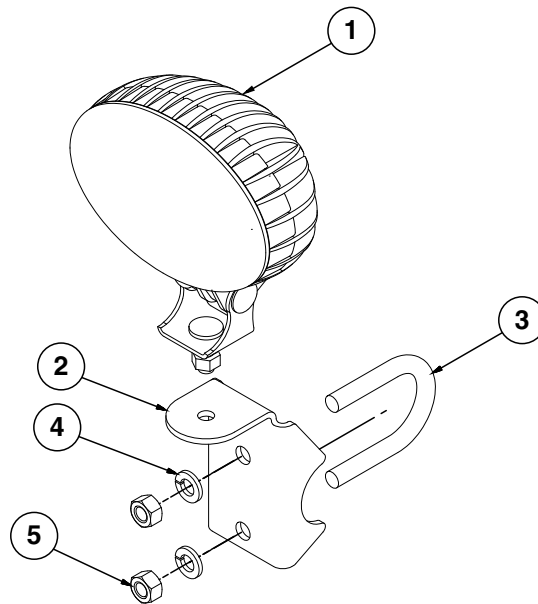




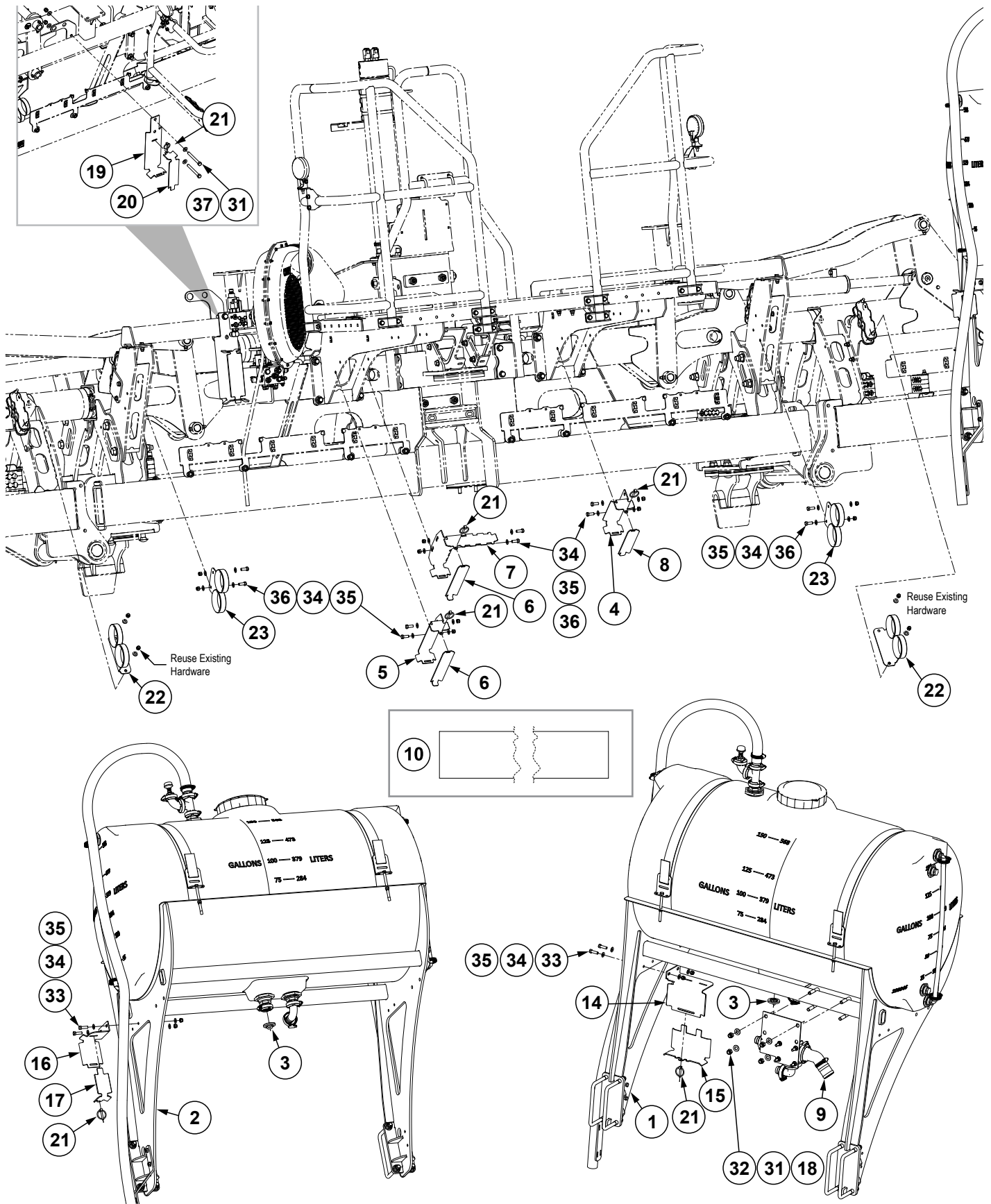
ITEM	PART NO.	QTY.	DESCRIPTION
1	G10327701	1	Camera Assembly
2	GD26989	1	Work Light Bracket
3	GD27190	1	U-Bolt, 1½" x ⅜"-16
4	G10229	2	Lock Washer, ⅜"
5	G10101	2	Hex Nut, ⅜"-16
6	---	---	---
7	G10375201	1	Ethernet Switch
8	G10310	4	Carriage Bolt, ¼"-20 x ¾", Grade 2
9	G11385	4	Flat Washer, ¼" SAE
10	GD30726	5	Socket Dust Cover, M12
11	G10110	4	Lock Nut, ¼"-20, Grade B
12	GA22554-36	1	Ethernet Cable, CAT 5 (M12 STR - M12 STR) x 36"
13	G10269201	1	Camera Power Harness
14	G11008301	1	Ethernet Power Injector
15	GA22554-360	-	Ethernet Cable, CAT 5 (M12 STR - M12 STR) x 360"
16	GA22554-20	-	Ethernet Cable, CAT 5 (M12 STR - M12 STR) x 20"
17	G10615101	1	Cap Seal, M12

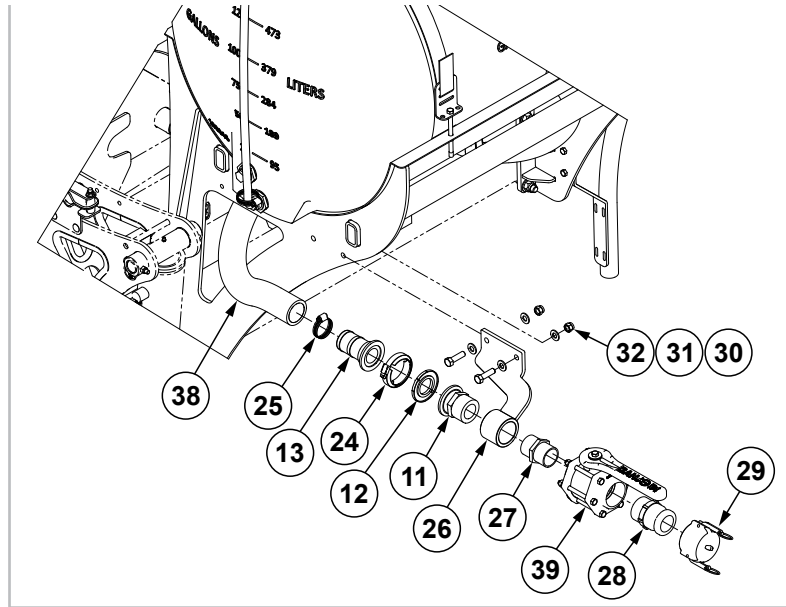


ITEM	PART NO.	QTY.	DESCRIPTION
1	GD35921	3	Rubber Pad, 1/16"
2	GD35449	2	Double Tube Clamp, 1"
3	G10197301	1	BUS Box Cover
4	G10197701	1	BUS Box Base
5	G10210	2	Washer, 3/8" USS
6	G10291901	1	12V BUS Box Harness
7	G11124	2	Hex Serrated Flange Cap Screw, 3/8"-16 x 1"
8	G10108	2	Lock Nut, 3/8"-16
9	G10002	2	Hex Head Cap Screw, 3/8"-16 x 3/4"
10	G11387	2	Flat Washer, 3/8" SAE
11	G10292601	1	PTO System 12V Power Harness
12	GD32061	2	Dust Cap W/Chain, 18"



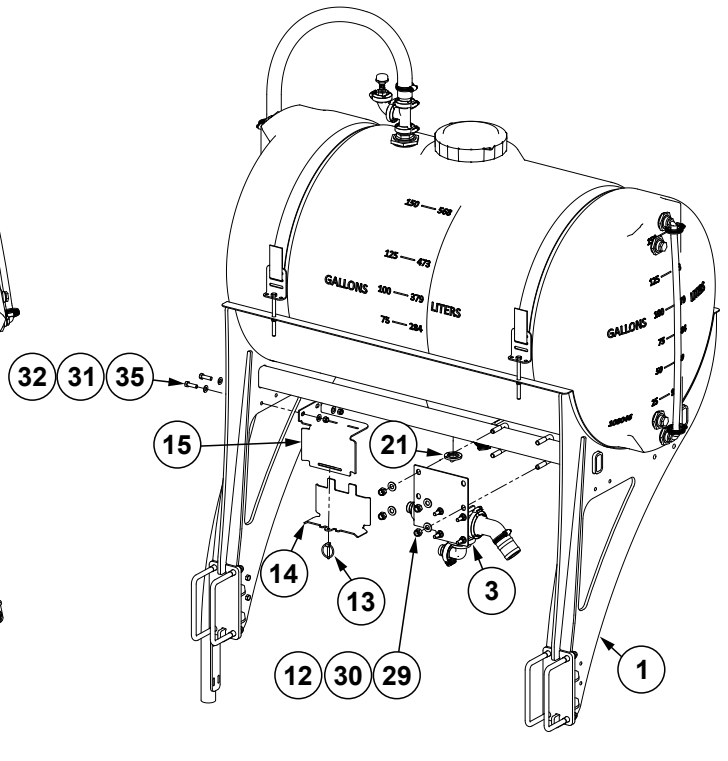
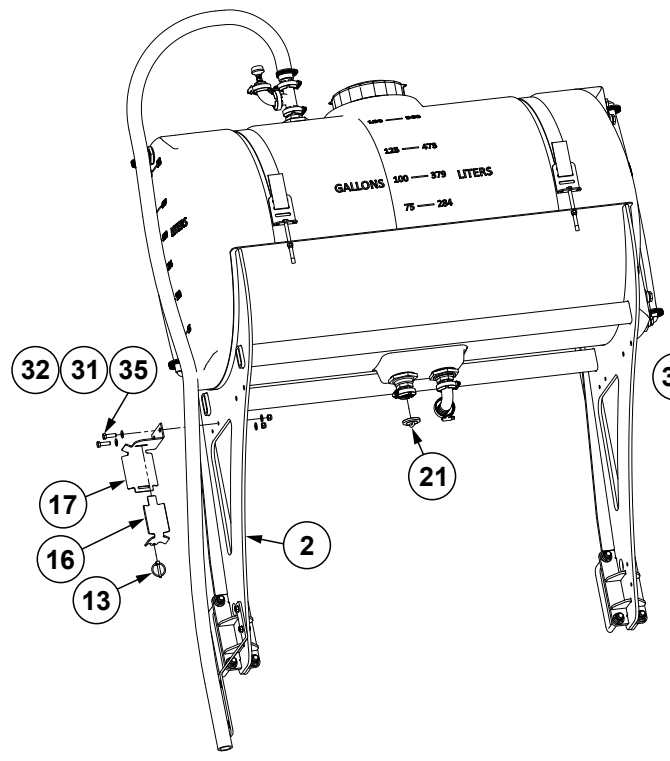
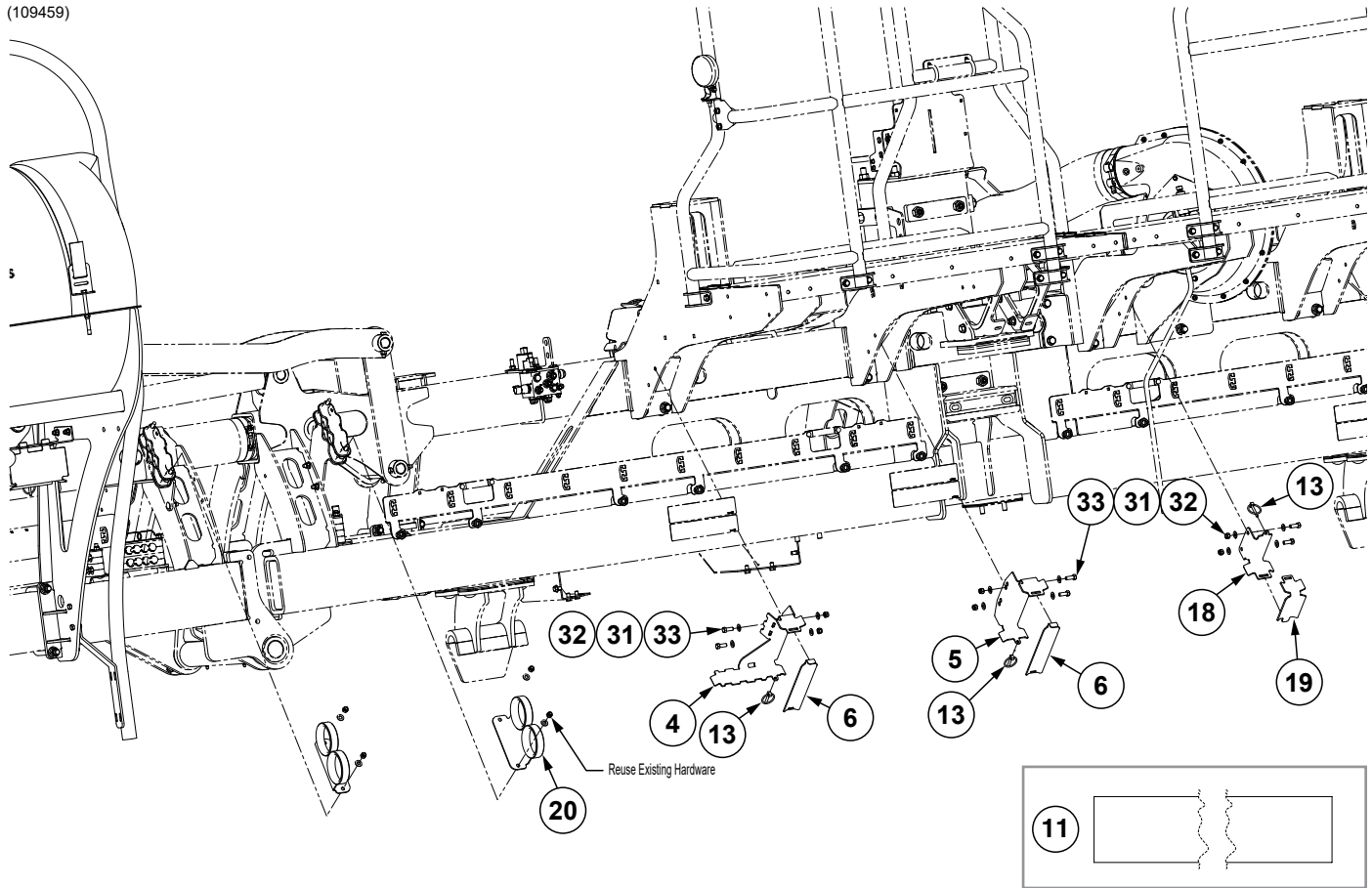
ITEM	PART NO.	QTY.	DESCRIPTION
1	GA18486	-	Work Light
2	GD26989	-	Work Light Bracket
3	GD27190	-	U-Bolt, 1½" x ⅜"-16
4	G10229	-	Lock Washer, ⅜"
5	G10101	-	Hex Nut, ⅜"-16

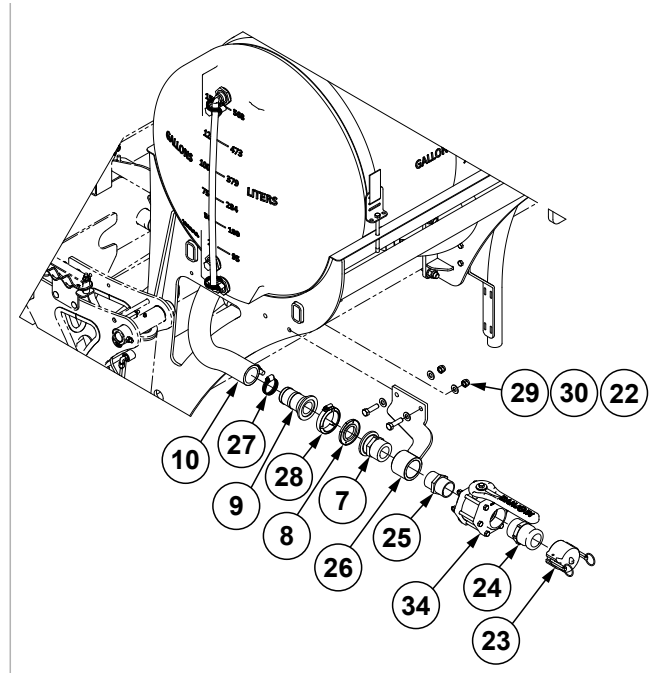
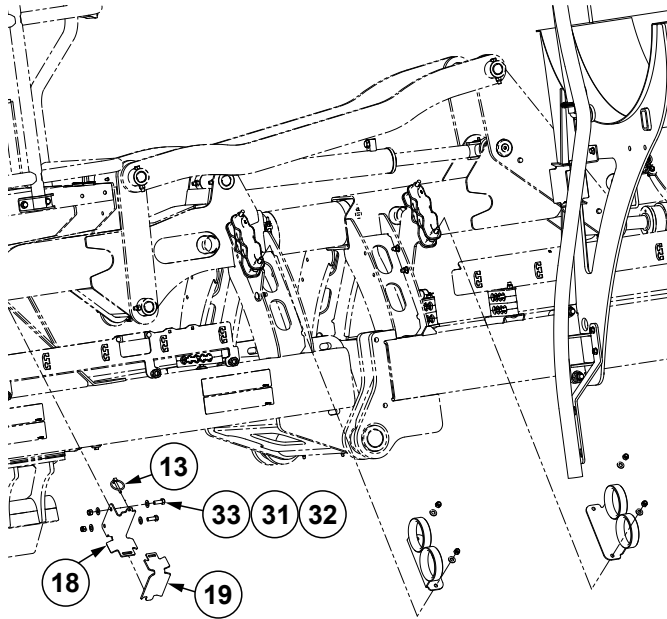




ITEM	PART NO.	QTY.	DESCRIPTION
1	---	1	<a href="#">See "Liquid Fertilizer Tank Assembly, 150 Gallons" on page P220</a>
2	---	1	<a href="#">See "Liquid Fertilizer Tank Assembly, 150 Gallons" on page P220</a>
3	G10780101	2	Flanged Plug, 1"
4	G10862101	1	Hose Retainer Bracket
5	G10894001	1	Hose Retainer Bracket
6	G10066901	2	Hose Clamp Bracket
7	G10903301	1	Hose Retainer Bracket
8	G10862201	1	Hose Clamp Bracket
9	---	1	<a href="#">See "Fill Tee Assembly" on page P222</a>
10	G4200-14	1	Hose, 1¼" x 30'
11	GD26816	1	2" Flange x 2" Male Thread
12	G10406701	1	2" Skirted Flange Gasket
13	G11497	1	Adapter, 2" Flange x 2" Hose Barb
14	G10910501	1	Hose Retainer Bracket
15	G10910601	1	Hose Retainer Bracket
16	G10912001	1	Hose Retainer Bracket
17	G10912101	1	Hose Retainer Bracket
18	GD13287	2	U-Bolt, 1½" x 2½" x ½"-13
19	G10913101	1	Hose Retainer Bracket
20	G10913401	1	Hose Retainer Bracket
21	GD2558	6	Lynch Pin, ¼"
22	G10536901	2	Hose Bracket
23	G10536801	2	Fertilizer Hose Bracket
24	G11468	1	Flange Clamp SS 75 Series
25	G10676	1	Hose Clamp, No. 36, Stainless Steel
26	G10991701	1	Bulk Fill Bracket
27	G10623	1	Close Nipple, 2" NPT
28	GD3623	1	Adapter, 2" Male NPT To Cam Lock
29	GD3951	1	Dust Cap, 2" Cam Lock
30	G10039	2	Hex Head Cap Screw, ½"-13 x 1¼"
31	G11389	10	Flat Washer, ½" Plated SAE
32	G10111	6	Lock Nut, ½"-13
33	G10004	4	Hex Head Cap Screw, ⅜"-16 x 1¼"
34	G11387	28	Flat Washer, ⅜" SAE
35	G10108	14	Lock Nut, ⅜"-16
36	G10001	10	Hex Head Cap Screw, ⅜"-16 x 1"
37	G10045	2	Hex Head Cap Screw, ½"-13 x 4½"
38	G10616611	1	Hose, 2.6" O.D. x 2" I.D. x 28"
39	GA2660	1	Shutoff Valve, 2" NPT

(109459)





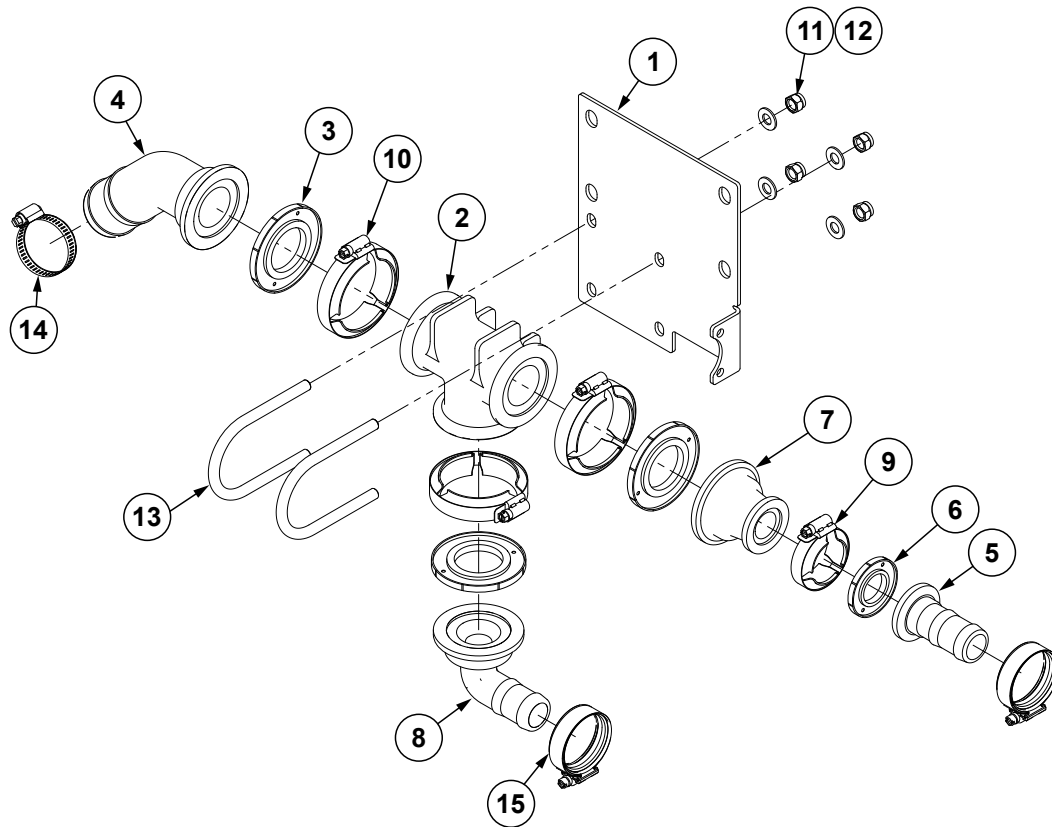
ITEM	PART NO.	QTY.	DESCRIPTION
1	---	1	<a href="#">See "Liquid Fertilizer Tank Assembly, 150 Gallons" on page P220</a>
2	---	1	<a href="#">See "Liquid Fertilizer Tank Assembly, 150 Gallons" on page P220</a>
3	---	1	<a href="#">See "Fill Tee Assembly" on page P222</a>
4	G10903301	1	Hose Retainer Bracket
5	G10894001	1	Hose Retainer Bracket
6	G10066901	2	Hose Clamp Bracket
7	GD26816	1	2" Flange x 2" Male Thread
8	G10406701	1	2" Skirted Flange Gasket
9	G11497	1	Adapter, 2" Flange x 2" Hose Barb
10	G10616611	1	Hose, 2.6" O.D. x 2" I.D. x 28"
11	G4200-35	1	Hose, 1-1/4" x 36"
12	GD13287	2	U-Bolt, 1 1/2" x 2 1/2" x 1/2"-13
13	GD2558	6	Lynch Pin, 1/4"
14	G10910601	1	Hose Retainer Bracket
15	G10910501	1	Hose Retainer Bracket
16	G10912101	1	Hose Retainer Bracket
17	G10912001	1	Hose Retainer Bracket
18	G10922401	2	Hose Retainer Bracket
19	G10904601	2	Hose Retainer Bracket
20	G10536901	4	Hose Bracket
21	G10780101	2	Flanged Plug, 1"
22	G10039	2	Hex Head Cap Screw, 1/2"-13 x 1 3/4"
23	GD3951	1	Dust Cap, 2" Cam Lock
24	GD3623	1	Adapter, 2" Male NPT To Cam Lock
25	G10623	1	Close Nipple, 2" NPT
26	G10991701	1	Bulk Fill Bracket
27	G10676	1	Hose Clamp, No. 36, Stainless Steel
28	G11468	1	Flange Clamp SS 75 Series
29	G10111	6	Lock Nut, 1/2"-13
30	G11389	8	Flat Washer, 1/2" Plated SAE
31	G11387	24	Flat Washer, 3/8" SAE
32	G10108	12	Lock Nut, 3/8"-16
33	G10001	8	Hex Head Cap Screw, 3/8"-16 x 1"
34	GA2660	1	Shutoff Valve, 2" NPT
35	G10004	4	Hex Head Cap Screw, 3/8"-16 x 1 1/4"





ITEM	PART NO.	QTY.	DESCRIPTION
1	G10942701	1	150 Gallon Tank Mount
2	G10856501	1	Tank W/Lid and Fittings, 150 Gallon
	GR1941	1	Seal
	GR2144	4	½" Bulkhead Fitting (Ends of Tank)
	GA20642	1	Anti-Vortex Fitting, 1¼"
	GR1709	2	1¼" Bulkhead Fitting Assembly (Nut, Bushing And O-Ring) (Top Of Tank)
	G11008401	1	Lid
3	G10727	1	Reducing Nipple, 1¼" x 1"
4	G10279	1	1" Female NPT Nylon Tee
5	G10779801	1	1" Flanged Tee
6	G10740	4	90° Elbow, ½" Male NPT/Hose Barb
7	G10297	3	Hex Pipe Plug, ½"
8	GD1862	1	Tank Pad, 8" x 14' Roll
9	G10674	1	Hose Clamp, No. 24
10	G11458	1	Adapter 1" Flange x 1¼" Hose Barb
11	GD11124	2	Strap, 84"
12	GD11123	4	Anchor
13	G11590	2	10MM Hollow Ball (Orange)
14	GD29502-26.25	2	Clear Tube, ¾" O.D. x 26.25"
15	G4602-32	1	Black Helix Hose, 1¼" x 9'
16	G10933001	1	Overflow Hose Bracket
17	G11569	3	Adapter, 1" Flange x 1¼" Male NPT
18	G10779901	1	1" Flange x 1¼" Barb, 90°
19	G10406801	6	1" Skirted Flange Gasket
20	G11467	6	SS 50 Series Flange Clamp
21	G10829101	1	Heavy Duty Hose Clamp
22	GD16598	4	U-Bolt, 4" x 7" x ⅝"-11
23	G11391	8	Flat Washer, ⅝" SAE
24	G10107	8	Lock Nut, ⅝"-11
25	G10901	4	Lock Nut, ⅜"-16
26	G10485	4	Hex Head Cap Screw, ⅜"-16 x 5"
27	G10001	2	Hex Head Cap Screw, ⅜"-16 x 1"
28	G10622	2	Serrated Flange Nut, ⅜"-16
29	G10673	4	Hose Clamp, No. 8
30	G10618301	1	1" Flanged Plug W/¼" FNPT Port
31	G11061401	1	Check Valve Vacuum Breaker, 1/4" NPT
32	G11014701	2	Cap
33	G10779701	1	1" Flanged 90° Fitting

(109937)

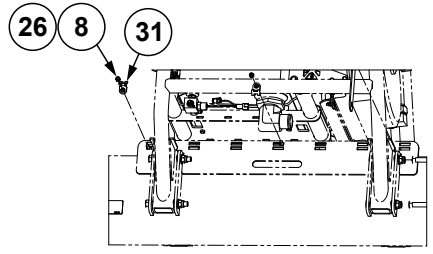
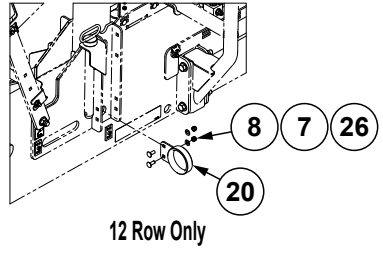
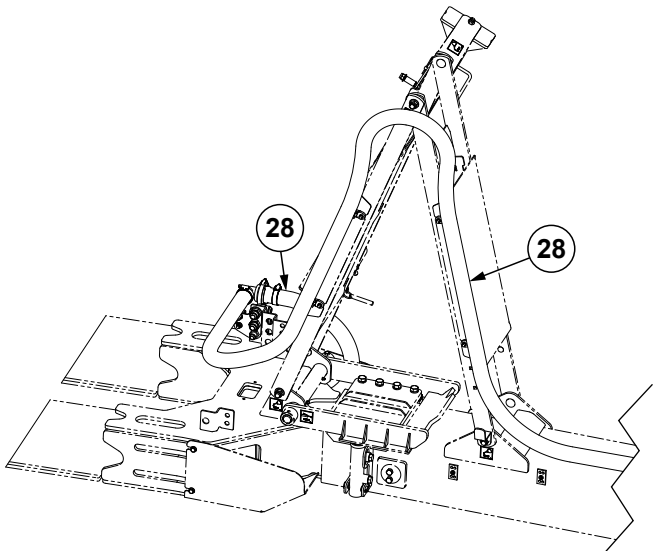
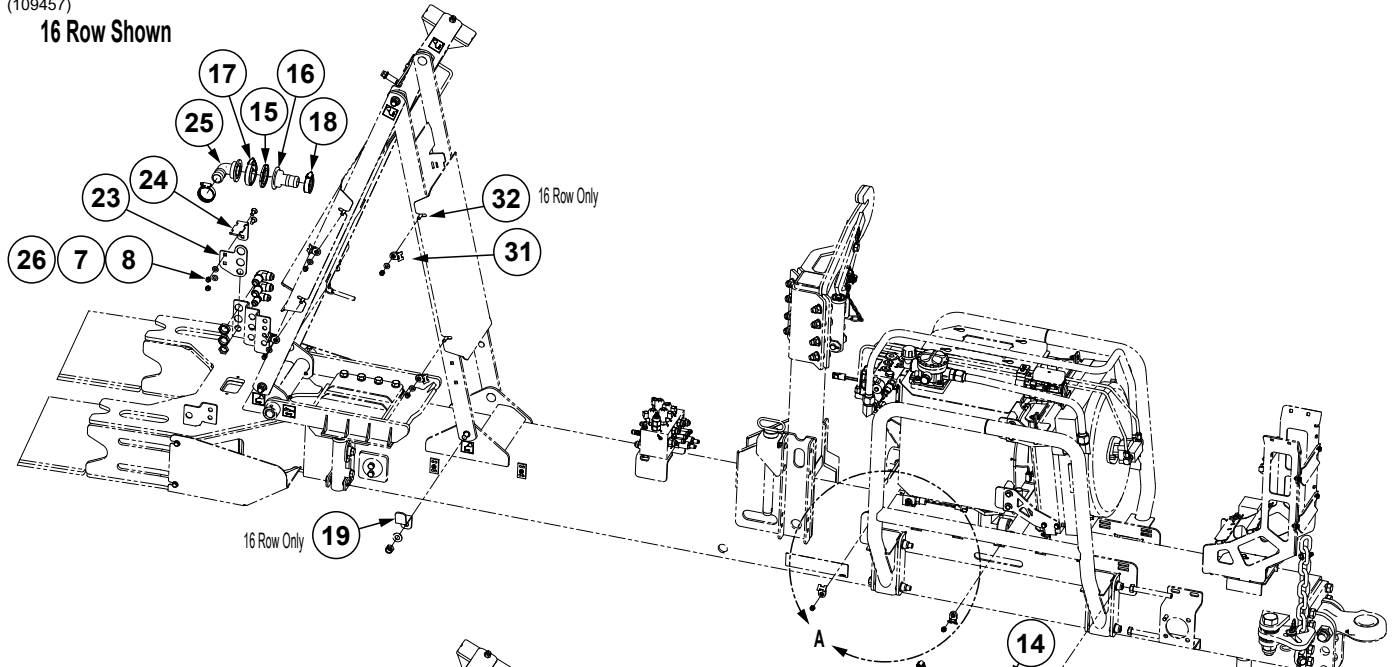


ITEM	PART NO.	QTY.	DESCRIPTION
1	G10910301	1	Valve Mount Bracket
2	G11508	1	Tee, 2" Port Flange
3	G10406701	3	2" Skirted Flange Gasket
4	G11576	1	2" Flange x 45° Hose Barb Elbow
5	G11458	1	Adapter 1" Flange x 1/4" Hose Barb
6	G10406801	1	Skirted Flange Gasket, 1"
7	G11455	1	Reducer, 2" Flange x 1" Flange
8	G10473901	1	Adapter, 2" Flange x 1/4" Hose Barb, 90°
9	G11467	1	SS 50 Series Flange Clamp
10	G11468	3	Flange Clamp SS 75 Series
11	G10108	4	Lock Nut, 3/8"-16
12	G11387	4	Flat Washer, 3/8" SAE
13	G10510201	2	U-Bolt, 2 1/2" x 4 5/16"
14	G10676	1	Hose Clamp, No. 36, Stainless Steel
15	G10829101	2	Heavy Duty Hose Clamp

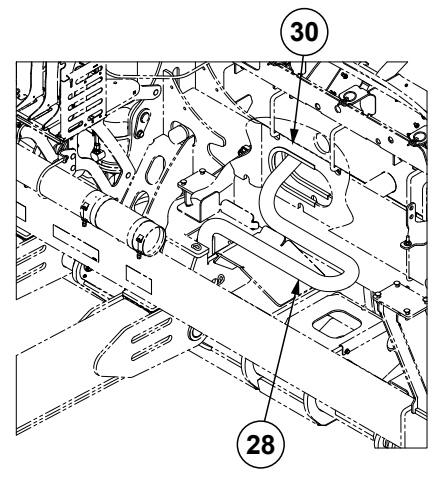
**This page left blank intentionally.**

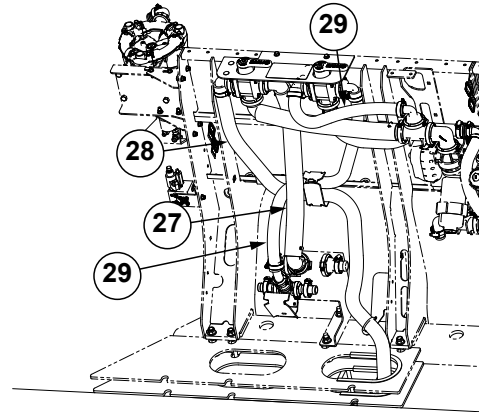
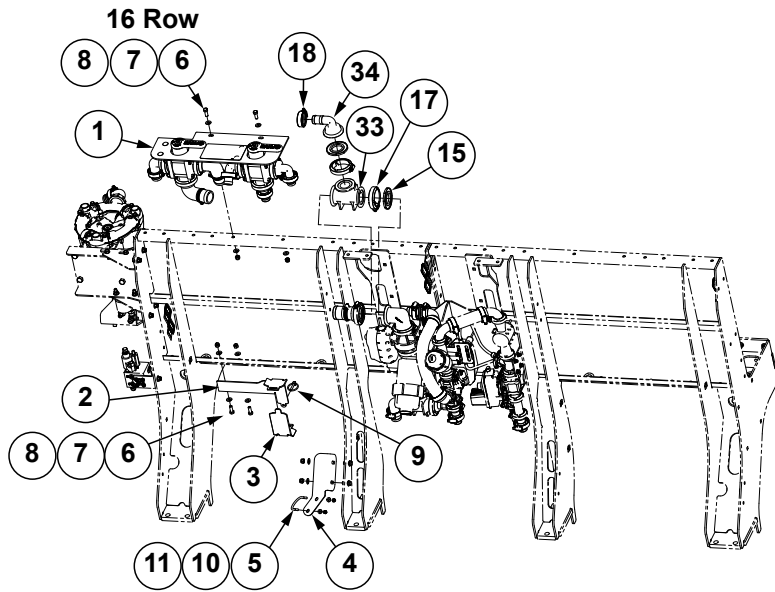
(109457)

16 Row Shown

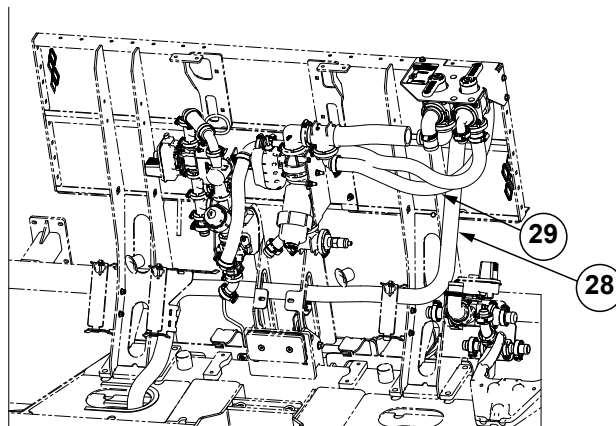
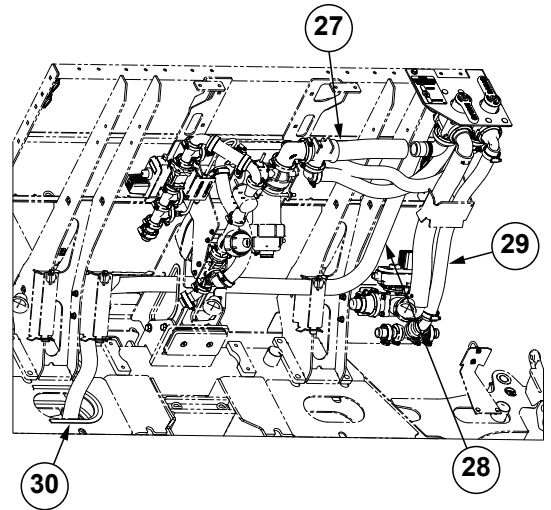
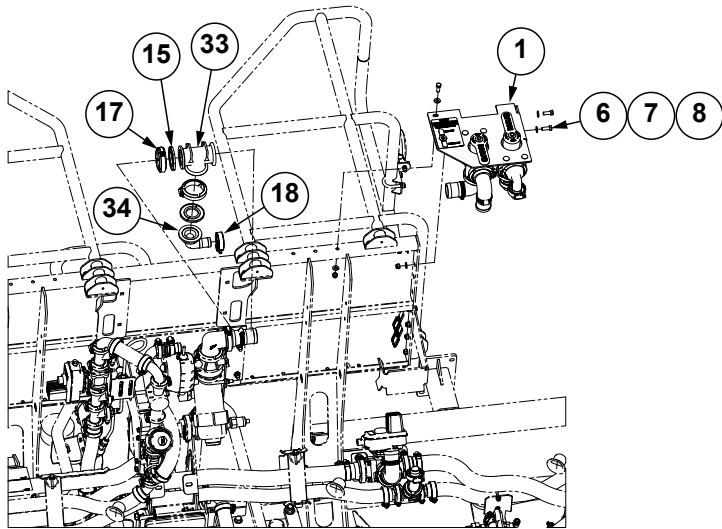


Detail A





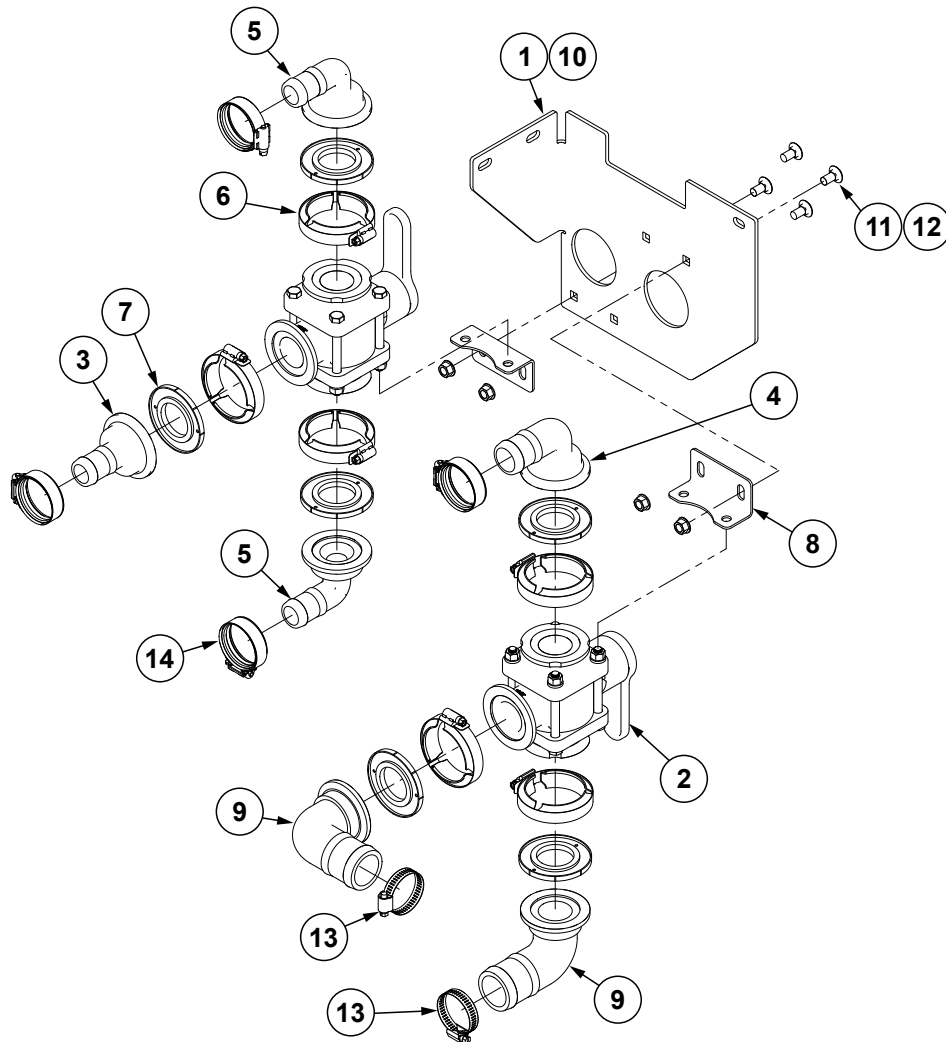
12 Row



(Continued on following page.)

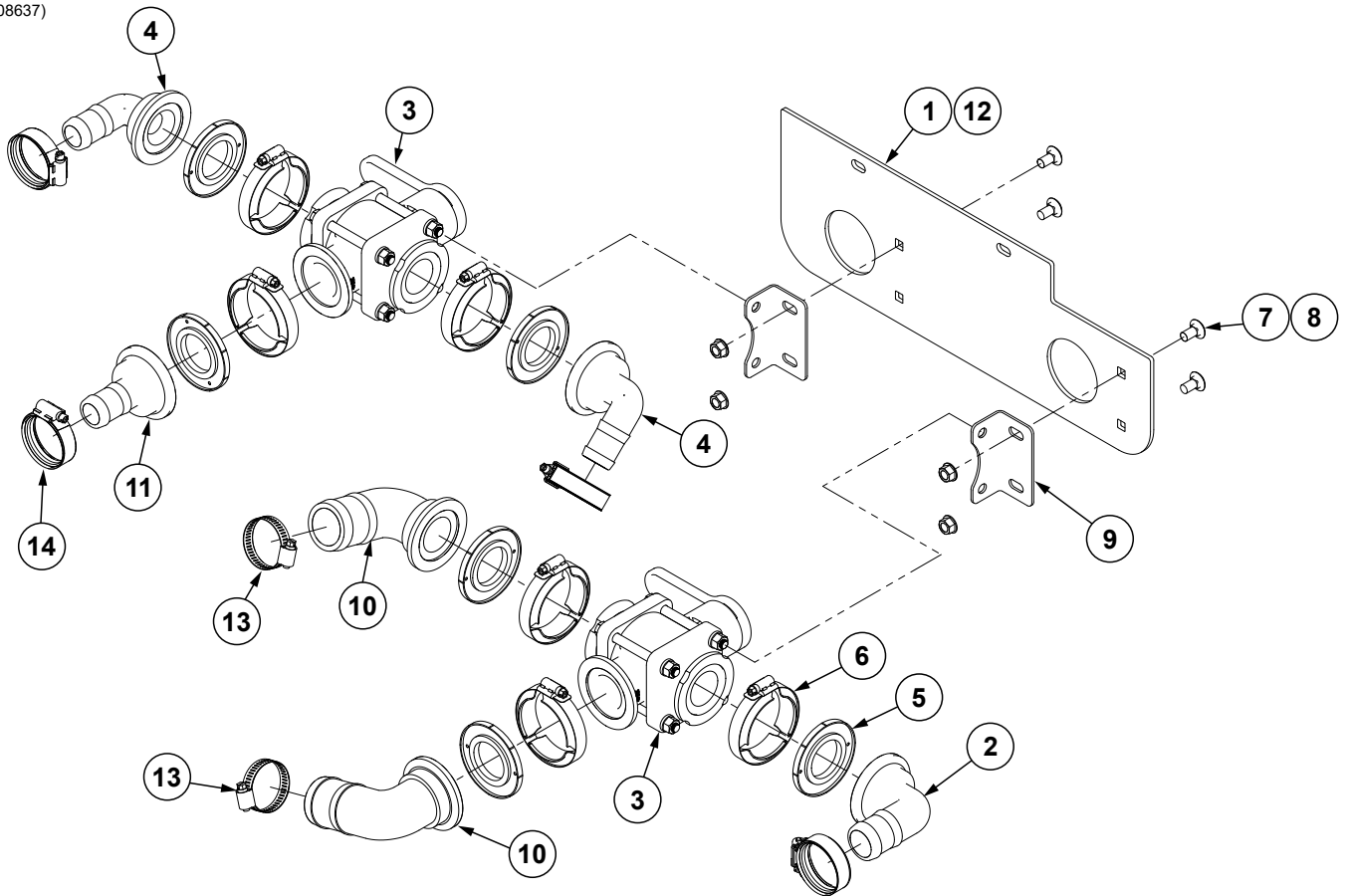
ITEM	PART NO.	QTY.	DESCRIPTION
1	---	1	<a href="#">See "Auxiliary Valves Assembly, 16 Row" on page P228</a>
	G10862501	1	<a href="#">See "Auxiliary Tee Assembly, 12 Row" on page P227</a>
2	G10904501	1	Hose Retainer Bracket
3	G10904601	1	Hose Retainer Bracket
4	G10925801	1	Hose Retainer Bracket
5	GD26672	1	U-Bolt, 2" Diameter, ¼"-20
6	G10001	4	Hex Head Cap Screw, ⅜"-16 x 1"
7	G11387	13	Flat Washer, ⅜" SAE
8	G10108	8	Lock Nut, ⅜"-16
9	GD2558	1	Lynch Pin, ¼"
10	G11385	2	Flat Washer, ¼" SAE
11	G10110	2	Lock Nut, ¼"-20, Grade B
12	G10952001	1	Ball Valve Mount Bracket
14	GD26816	1	2" Flange x 2" Male Thread
15	G10406701	4	2" Skirted Flange Gasket
16	G10464101	2	Adapter, 2" Flange x 1½" Hose Barb
17	G11468	4	Flange Clamp SS 75 Series
18	G10829101	4	Heavy Duty Hose Clamp
19	G10968901	1	Hose Retainer Bracket
20	---	---	---
21	G10952201	-	Fertilizer Hose Bracket
22	GD3623	1	Adapter, 2" Male NPT To Cam Lock
23	G10952301	1	Fertilizer Hose Mount Plate
24	G10952401	1	Fertilizer Hose Mount Bracket
25	G10437901	1	90° Elbow, 2" Flange x 1½" Barb
26	G10305	4	Carriage Bolt, ⅜"-16 x 1"
27	G10616618	1	Hose, 2.6" O.D. x 2" I.D. x 37"
28	G10616709	1	Hose, 2.1" O.D. x 1½" I.D. x 516"
29	G4200-24	1	Hose, 1¼" x 84"
30	GD35414-20.5	1	Edge Trim Protection, ⅜" x ⅝" x 20½"
31	G10088301	6	Cable Tie Mount, ⅜"
32	G10301	4	Carriage Bolt, ⅜"-16 x 1½"
33	G11508	1	Tee, 2" Port Flange
34	G10473901	1	Adapter, 2" Flange x 1¼" Hose Barb, 90°

(108625)



ITEM	PART NO.	QTY.	DESCRIPTION
1	G10862401	1	Tee Mount Plate
2	GA21845	2	3-Way Flanged Ball Valve, 2"
3	G11494	1	Adapter, 2" Flange x 1 1/4" Hose Barb
4	G10437901	1	90° Elbow, 2" Flange x 1 1/2" Barb
5	G10473901	2	Adapter, 2" Flange x 1 1/4" Hose Barb, 90°
6	G11468	6	Flange Clamp SS 75 Series
7	G10406701	6	2" Skirted Flange Gasket
8	G10613501	2	Auxiliary Valve Mount
9	G11457	2	Elbow, 2" Flange x 2" Hose Barb, 90°
10	G10919701	1	<a href="#">See "Decals, Paint, and Miscellaneous" on page P277</a>
11	G10308	4	Carriage Bolt, 3/8"-16 x 3/4"
12	G11091	4	Serrated Flange Nut, 3/8"-16
13	G10676	2	Hose Clamp, No. 36, Stainless Steel
14	G10829101	4	Heavy Duty Hose Clamp

(108637)

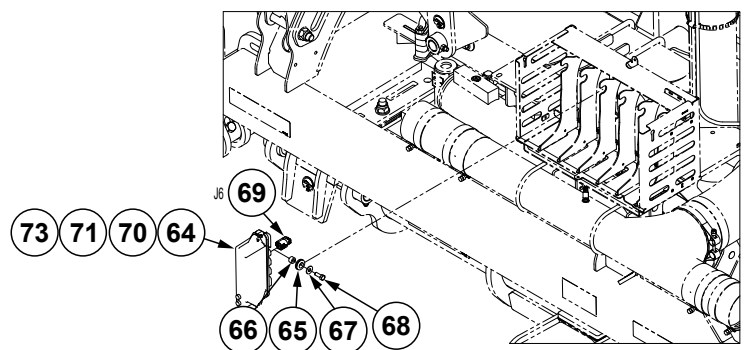
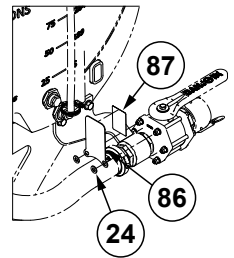
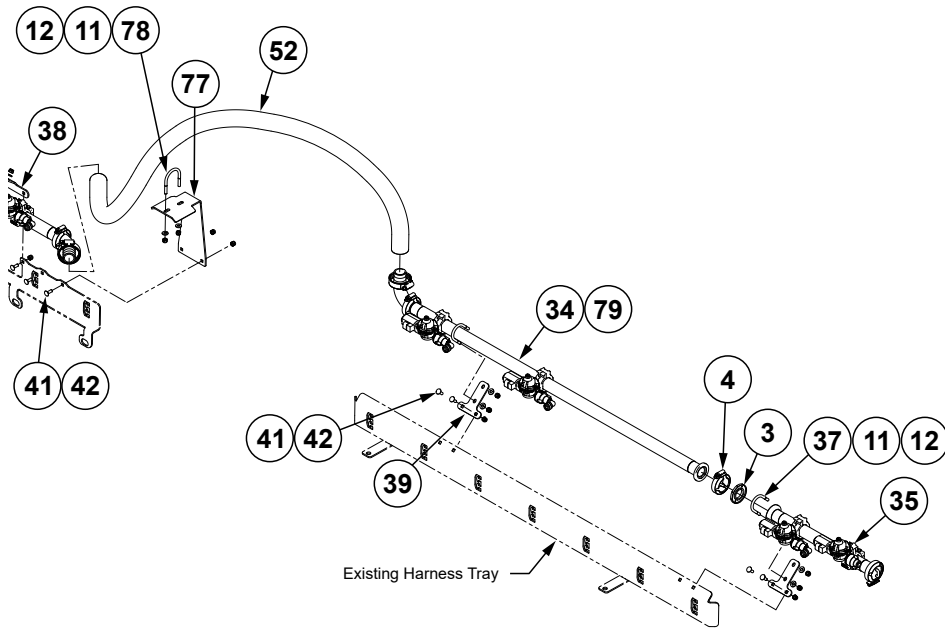
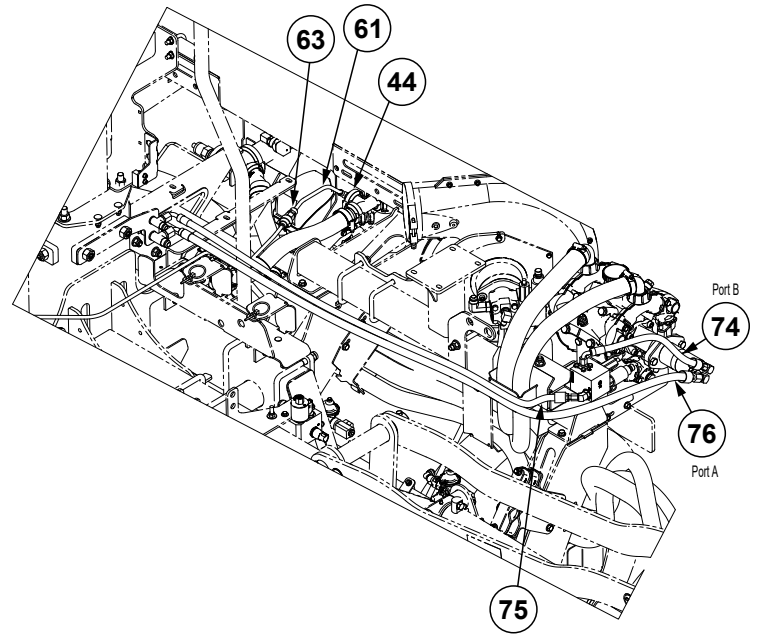


ITEM	PART NO.	QTY.	DESCRIPTION
1	G10866401	1	Fertilizer Valves Plate
2	G10437901	1	90° Elbow, 2" Flange x 1½" Barb
3	GA21845	2	3-Way Flanged Ball Valve, 2"
4	G10473901	2	Adapter, 2" Flange x 1¼" Hose Barb, 90°
5	G10406701	6	2" Skirted Flange Gasket
6	G11468	6	Flange Clamp SS 75 Series
7	G10308	4	Carriage Bolt, ⅜"-16 x ¾"
8	G11091	4	Serrated Flange Nut, ⅜"-16
9	G10613501	2	Auxiliary Valve Mount
10	G11457	2	Elbow, 2" Flange x 2" Hose Barb, 90°
11	G11494	1	Adapter, 2" Flange x 1¼" Hose Barb
12	G10806901	1	<a href="#">See "Decals, Paint, and Miscellaneous" on page P277</a>
13	G10676	2	Hose Clamp, No. 36, Stainless Steel
14	G10829101	4	Heavy Duty Hose Clamp

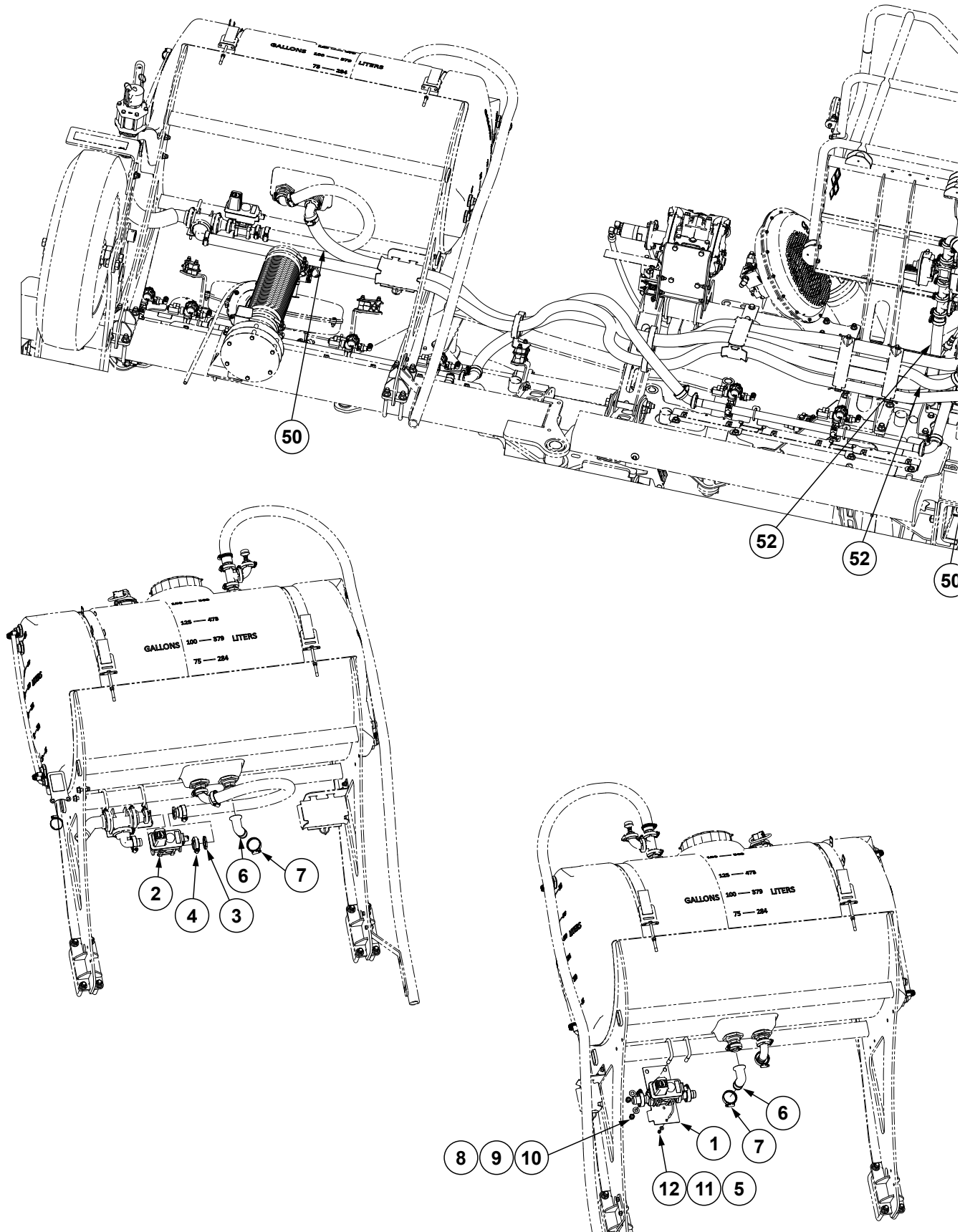


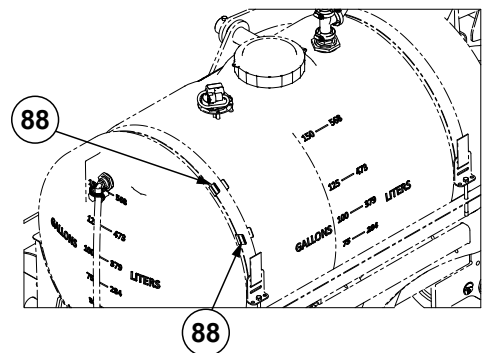
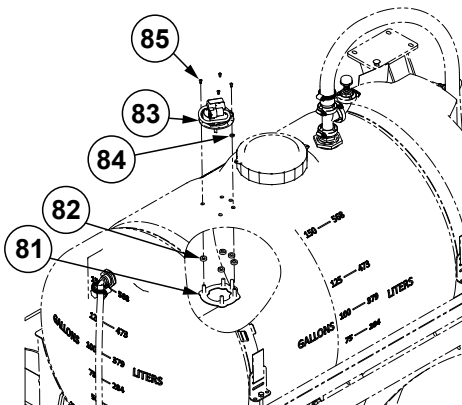
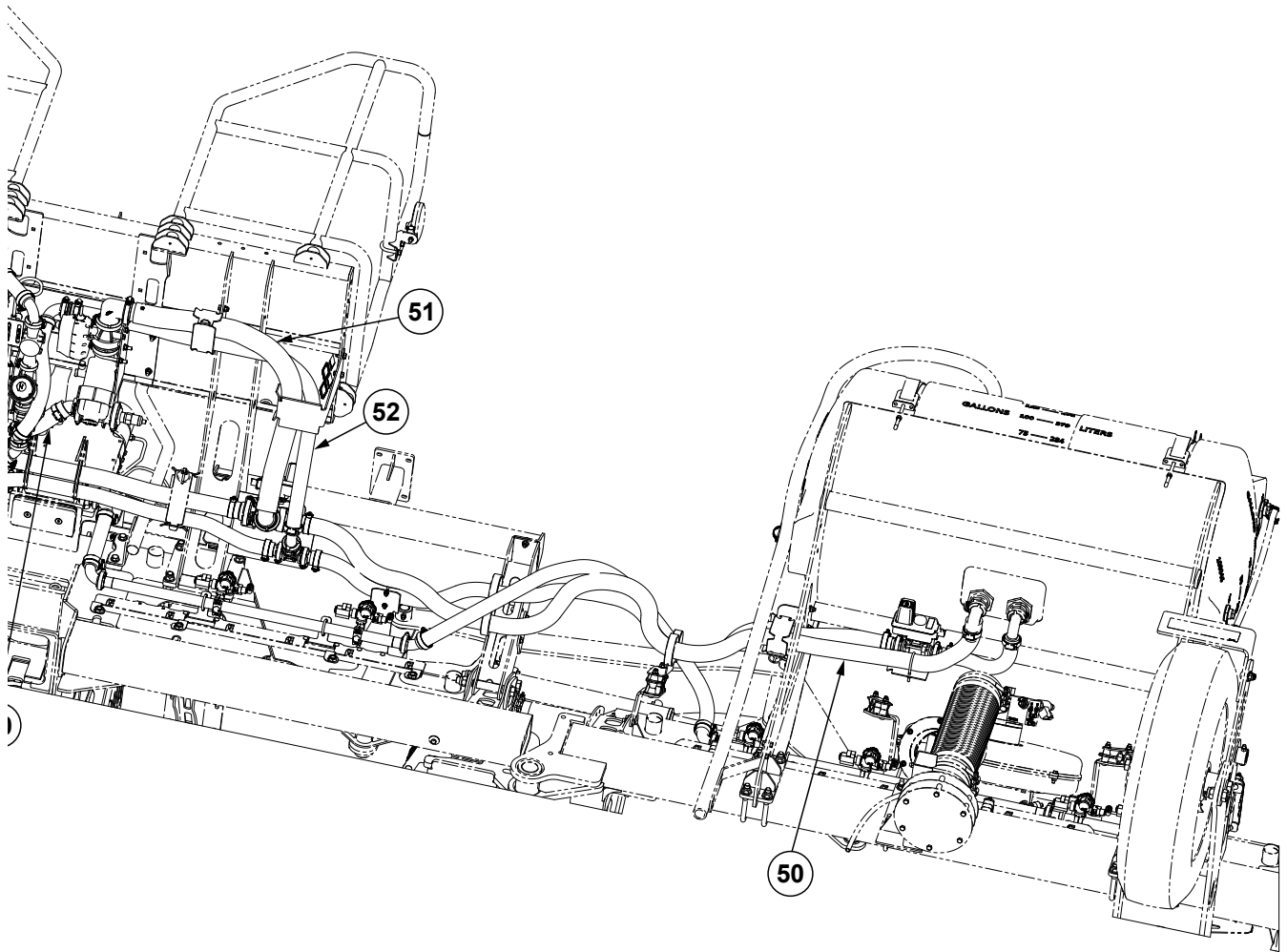
**This page left blank intentionally.**





(Continued on following pages.)

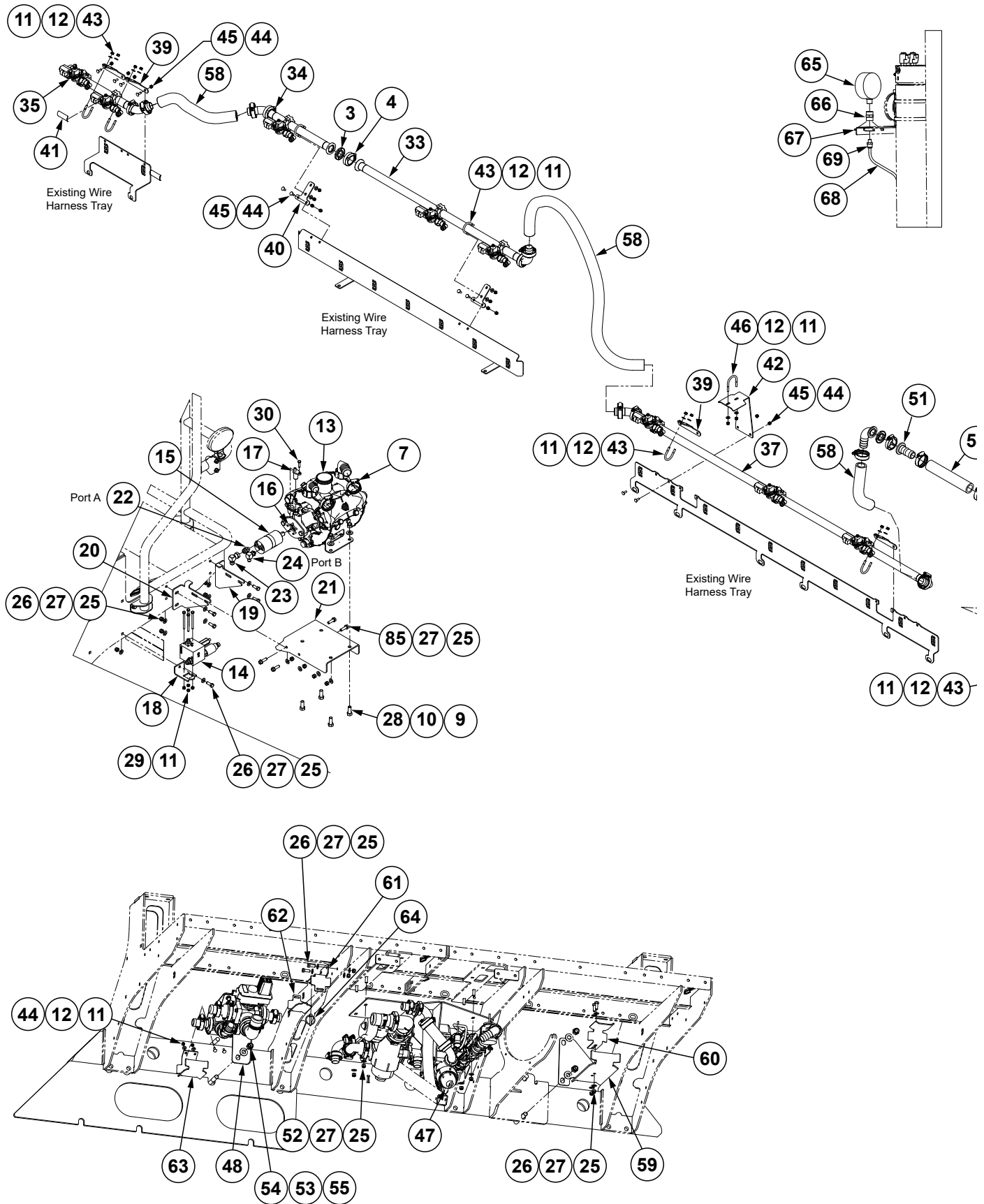




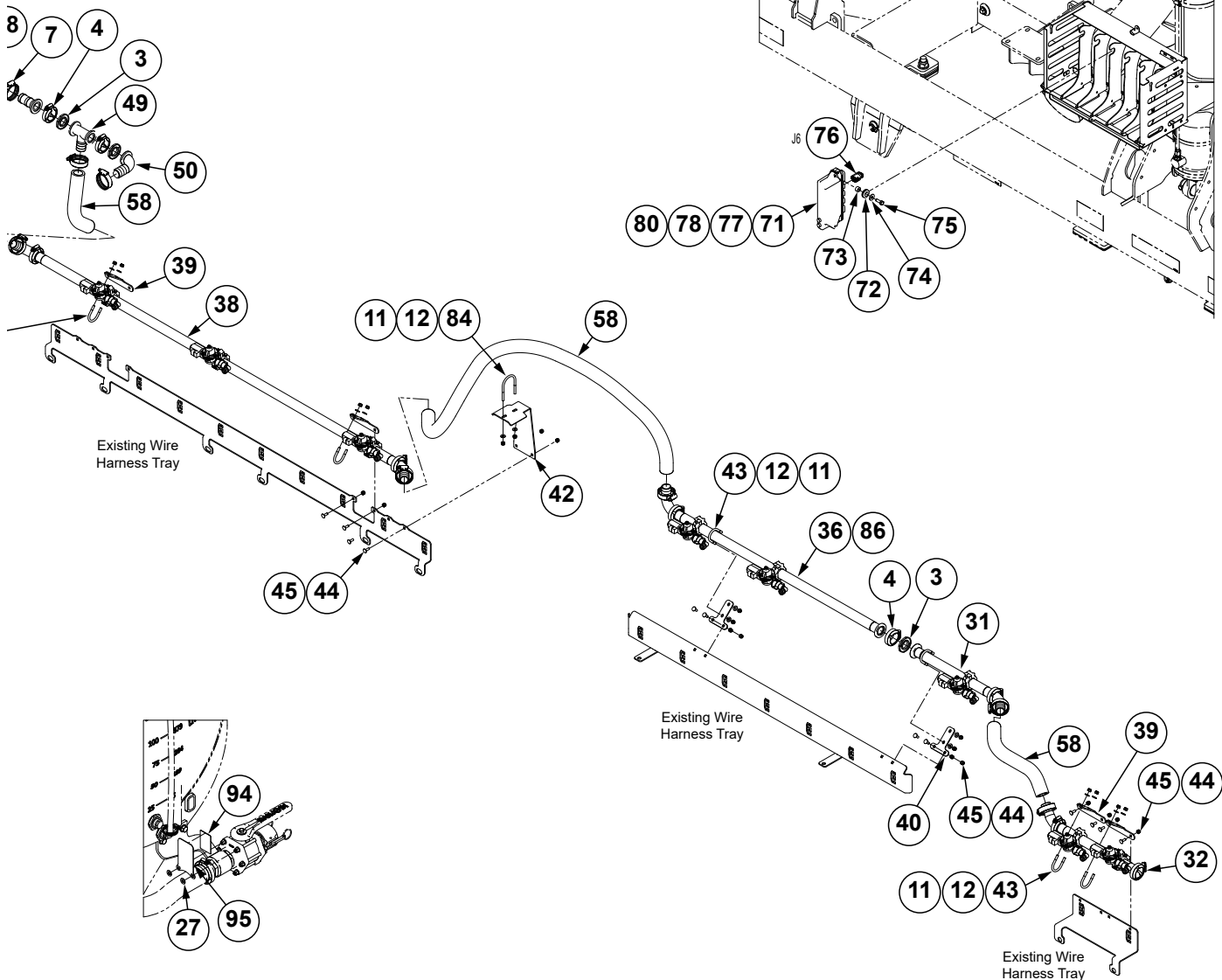
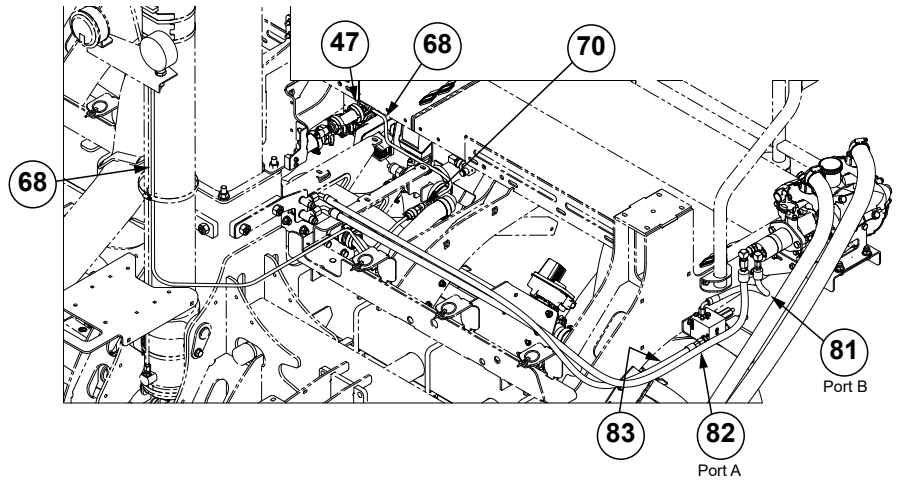
ITEM	PART NO.	QTY.	DESCRIPTION
1	---	1	<a href="#">See "L.H. / R.H. Electric Flow Control Ball Valve Assembly" on page P242</a>
2	G10922001	1	Electric Ball Valve, 1"
3	G10406801	6	Skirted Flange Gasket, 1"
4	G11467	6	Flange Clamp SS 50 Series
5	GD26672	1	U-Bolt, 2" Diameter, ¼"-20
6	G10684401	2	1" Flanged Adapter x 1½", 90° Hose Barb
7	G10829101	9	Heavy Duty Hose Clamp
8	GD13287	2	U-Bolt, 1½" x 2½" x ½"-13
9	G11389	12	Flat Washer, ½" Plated SAE
10	G10111	12	Lock Nut, ½"-13
11	G11385	20	Flat Washer, ¼" SAE
12	G10110	24	Lock Nut, ¼"-20, Grade B
13	---	1	<a href="#">See "Diaphragm Pump, AR120" on page P261</a>
14	G10556101	1	Hydraulic Motor
15	G10879601	1	Pump Mount Bracket
16	G10532101	5	Hex Socket Head Cap Screw, ¼"-28 x ¾" (Low Profile/Full Thread)
17	G10991401	1	Speed Sensor Assembly
18	G10884301	1	Pump Mount
19	G10186003	1	Manifold Fan Control
20	G6500-08	1	Swivel Elbow, 90°, ¾"-16 Male JIC To Female
21	---	---	---
22	G10991601	4	Hex Non-Serrated Flange Cap Screw, ⅜"-16 X 1.25" Grade 5
23	G10108	14	Lock Nut, ⅜"-16
24	G11387	22	Flat Washer, ⅜" SAE
25	GD4743	2	U-Bolt, 3" x 3" x ½"-13
26	G10037	4	Hex Head Cap Screw, ½"-13 x 1¼"
27	G10064	1	Hex Head Cap Screw, ¼"-20 x 1"
28	G10162	4	Hex Head Cap Screw, ¼"-20 x 3¼"
29	G6801-06 GR1045	1	Elbow W/O-Ring, 90°, ⅝"-18 Male JIC To O-Ring O-Ring
30	G6400-08-06 GR1045	1	Connector W/O-Ring, ¾"-16 Male JIC To ⅝"-18 O-Ring O-Ring
31	---	1	<a href="#">See "Fertilizer Manifold" on page P244</a>
32	---	1	<a href="#">See "Fertilizer Manifold" on page P244</a>
33	---	1	<a href="#">See "Fertilizer Manifold" on page P244</a>
34	---	1	<a href="#">See "Fertilizer Manifold" on page P244</a>
35	---	1	<a href="#">See "Fertilizer Manifold" on page P244</a>
36	---	1	<a href="#">See "Fertilizer Manifold" on page P244</a>
37	G10606801	8	U-Bolt, 1½" x ¼"-20
38	G10887201	4	Manifold Mount Bracket
39	G10915201	4	Manifold Mount Bracket
40	---	1	<a href="#">See "Decals, Paint, and Miscellaneous" on page P277</a>
41	G11320	10	Lock Nut, ¼"-20, Grade B
42	G10310	10	Carriage Bolt, ¼"-20 x ¾", Grade 2
43	---	1	<a href="#">See "3-Way Electric Distributor Ball Valve Assembly, 12 Row" on page P249</a>
44	---	1	<a href="#">See "Fertilizer Valve Assembly, 12 Row" on page P251</a>
45	G10780201	1	Flanged Barb, 1¼"
46	G10779901	2	1" Flange x 1¼" Barb, 90°
47	G11458	2	Adapter 1" Flange x 1¼" Hose Barb
48	G10599	4	Carriage Bolt, ⅜"-16 x 1¼"
49	G10776	2	Hex Head Cap Screw, ⅝"-16 x 1¼", Grade 5
50	G10616708	1	Hose, 2.1" O.D. x 1½" I.D. x 400"

ITEM	PART NO.	QTY.	DESCRIPTION
51	G10616610	1	Hose, 2.6" O.D. x 2" I.D. x 44"
52	G4200-14	1	Hose, 1¼" x 30'
53	G10912201	1	Hose Retainer Bracket
54	G10922401	1	Hose Retainer Bracket
55	G10904601	1	Hose Retainer Bracket
56	GD2558	1	Lynch Pin, ¼"
57	G10001	4	Hex Head Cap Screw, ⅜"-16 x 1"
58	GA21456	1	Pressure Gauge
59	G1132469	1	Coupling, ½"-14 FNPT x ¼"-18 FNPT
60	G11242	3	Hex Socket Set Screw, ¼"-20 x ⅜"
61	GD30421-8	1	Clear Blue Tube, ⅜" O.D. x 8'
62	GD29625	1	Connector, ¼" NPT x ⅜"
63	---	1	<a href="#">See "Orifice In-Line Housing Assembly" on page P248</a>
64	GA25949	1	IPN Module Assembly
65	GD35868	1	Grommet
66	GD35872	1	Spacer
67	G10219	1	Washer, ⅝" USS
68	G10991	1	Hex Head Cap Screw, ⅝"-18 x ⅞"
69	GD35837	1	Sealed Plug, MX150, 2 x 3, Key A W/CPA
70	G10960801	1	<a href="#">See "Blue Drive Interconnect Schematic, 12 Row" on page P202</a>
71	G10960701	1	<a href="#">See "Blue Drive Interconnect Schematic, 12 Row" on page P202</a>
72	G10840304	12	<a href="#">See "Blue Drive Interconnect Schematic, 12 Row" on page P202</a>
73	GA24869-28	1	<a href="#">See "Blue Drive Interconnect Schematic, 12 Row" on page P202</a>
74	*A15096-24	1	Hose Assembly, ⅜" x 24" (06F - 06F90S)
75	*A25504-57	1	Hose Assembly, ⅜" x 57" (06F - 08F90S)
76	*A18685-73	1	Hose Assembly, ½" x 73" (08F-10F90S)
77	G10960401	1	Hose Retainer Bracket
78	G10511601	1	U-Bolt, 1¼" x ¼"-20
79	GA20412	1	Orifice, .037" (Package of 12)
80	---	---	---
81	G10992501	2	Radar Clamp Ring
82	G11081501	10	Radar Gasket
83	G11005801	2	Fertilizer Radar
84	G11008201	2	O-Ring, No. 110
85	G11001501	8	Phillips Round Head Tapping Screw, 10-16 x ⅜"
86	G11059701	1	Decal Bracket
87	G11059601	1	<a href="#">See "Decals, Paint, and Miscellaneous" on page P277</a>
88	G11080701	4	Strap Holder

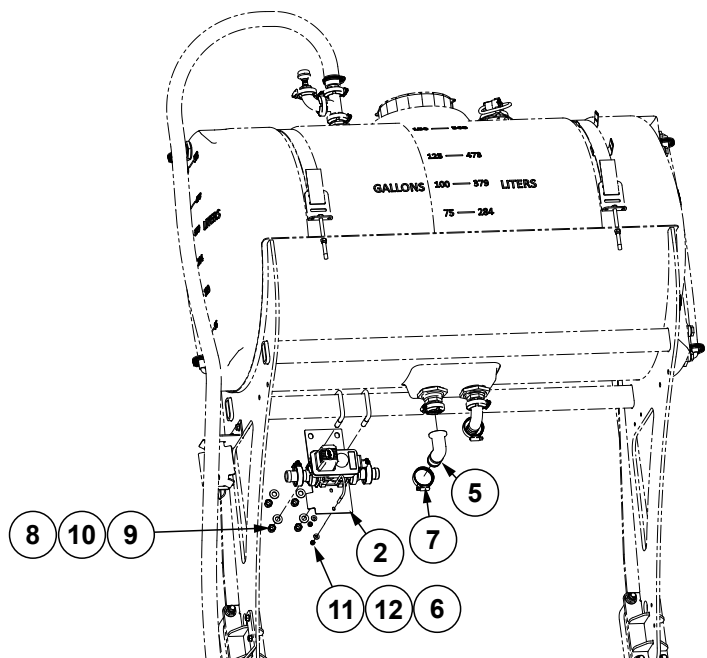
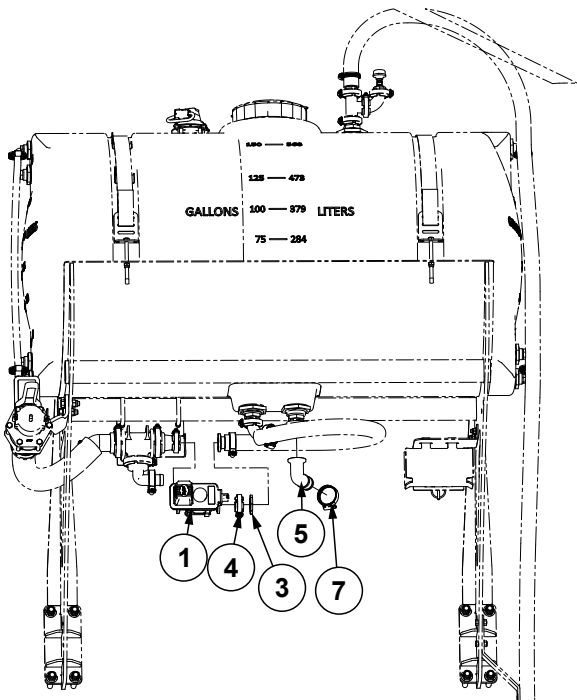
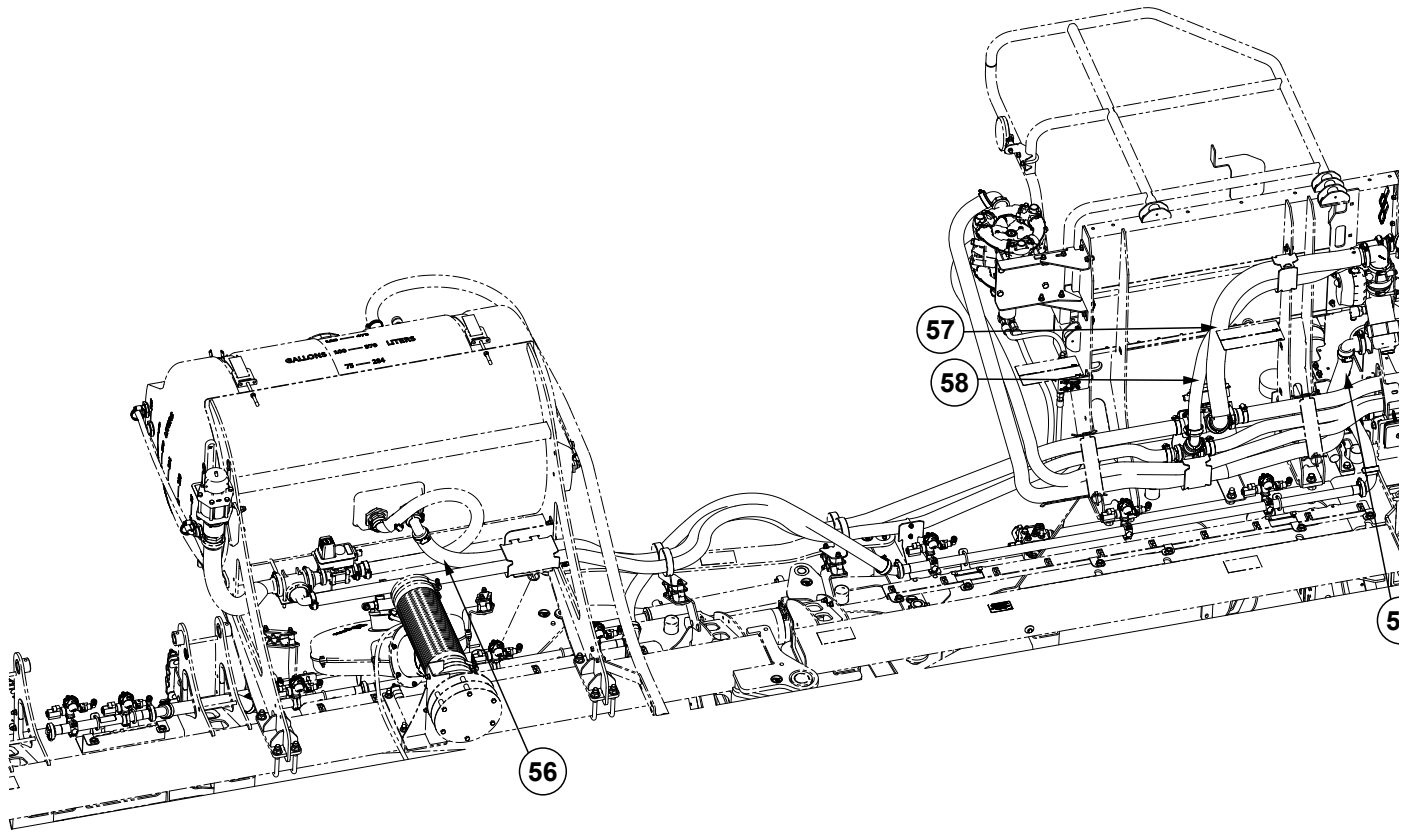
\*Hydraulic hose is not stocked by Kinze Repair Parts.

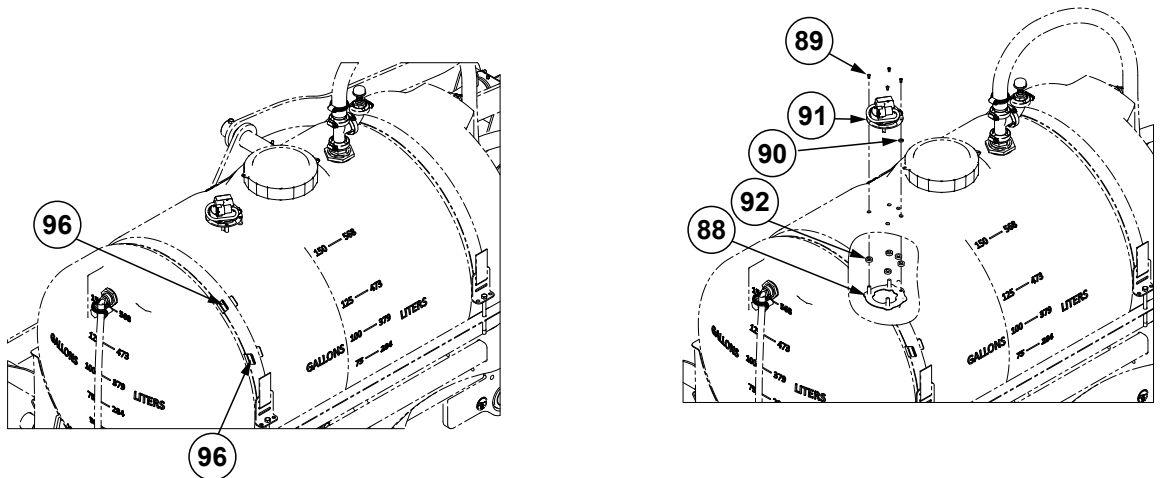
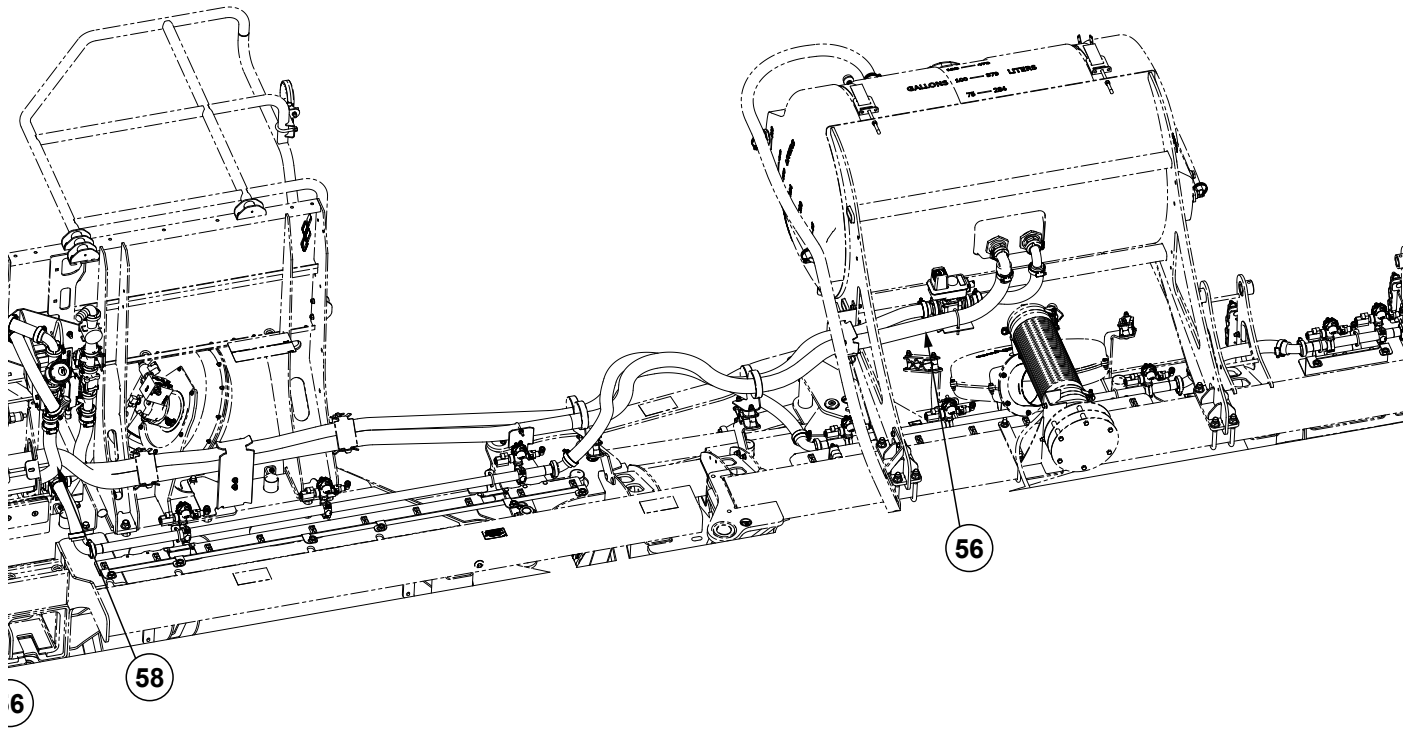






(Continued on following pages.)





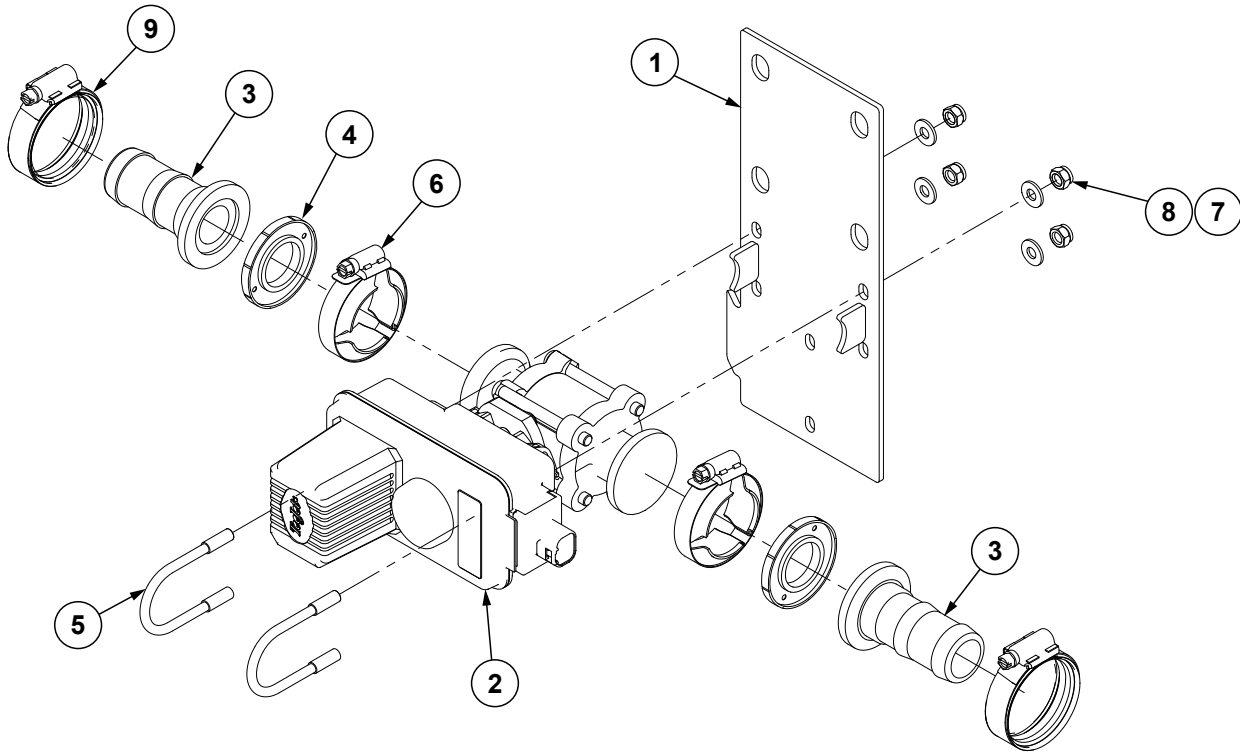
(Continued on following pages.)

ITEM	PART NO.	QTY.	DESCRIPTION
1	G10922001	1	Electric Ball Valve, 1"
2	---	1	<a href="#">See "L.H. / R.H. Electric Flow Control Ball Valve Assembly" on page P242</a>
3	G10406801	6	Skirted Flange Gasket, 1"
4	G11467	6	Flange Clamp SS 50 Series
5	G10684401	2	1" Flanged Adapter x 1½", 90° Hose Barb
6	GD26672	1	U-Bolt, 2" Diameter, ¼"-20
7	G10829101	9	Heavy Duty Hose Clamp
8	GD13287	2	U-Bolt, 1½" x 2½" x ½"-13
9	G10111	8	Lock Nut, ½"-13
10	G11389	8	Flat Washer, ½" Plated SAE
11	G10110	36	Lock Nut, ¼"-20, Grade B
12	G11385	32	Flat Washer, ¼" SAE
13	---	1	<a href="#">See "Diaphragm Pump, AR120" on page P261</a>
14	G10186004	1	Manifold Fan Control
15	G10556101	1	Hydraulic Motor
16	G10532101	5	Hex Socket Head Cap Screw, ¼"-28 x ¾" (Low Profile/Full Thread)
17	G10991401	1	Speed Sensor Assembly
18	G10944901	1	Manifold Mount Tab
19	G10913301	1	Pump Mount Bracket
20	G10947801	1	Pump Mount Bracket
21	G10879601	1	Pump Mount Bracket
22	G6400-08-06 GR1045	1 -	Connector W/O-Ring, ¾"-16 Male JIC To ⅝"-18 O-Ring O-Ring
23	G6500-08	1	Swivel Elbow, 90°, ¾"-16 Male JIC To Female
24	G6801-06 GR1045	1	Elbow W/O-Ring, 90°, ⅝"-18 Male JIC To O-Ring O-Ring
25	G10108	17	Lock Nut, ⅜"-16
26	G10001	9	Hex Head Cap Screw, ⅜"-16 x 1"
27	G11387	28	Flat Washer, ⅜" SAE
28	G10037	4	Hex Head Cap Screw, ½"-13 x 1¼"
29	G10162	4	Hex Head Cap Screw, ¼"-20 x 3¼"
30	G10064	1	Hex Head Cap Screw, ¼"-20 x 1"
31	---	1	<a href="#">See "Fertilizer Manifold" on page P244</a>
32	---	1	<a href="#">See "Fertilizer Manifold" on page P244</a>
33	---	1	<a href="#">See "Fertilizer Manifold" on page P244</a>
34	---	1	<a href="#">See "Fertilizer Manifold" on page P244</a>
35	---	1	<a href="#">See "Fertilizer Manifold" on page P244</a>
36	---	1	<a href="#">See "Fertilizer Manifold" on page P244</a>
37	---	1	<a href="#">See "Fertilizer Manifold" on page P244</a>
38	---	1	<a href="#">See "Fertilizer Manifold" on page P244</a>
39	G10887201	8	Manifold Mount Bracket
40	G10915201	4	Manifold Mount Bracket
41	---	1	<a href="#">See "Decals, Paint, and Miscellaneous" on page P277</a>
42	G10960401	2	Hose Retainer Bracket
43	G10606801	12	U-Bolt, 1½" x ¼"-20
44	G10310	22	Carriage Bolt, ¼"-20 x ¾", Grade 2
45	G11320	20	Lock Nut, ¼"-20, Grade B
46	G10511601	1	U-Bolt, 1¾" x ¼"-20
47	---	1	<a href="#">See "Fertilizer Valve Assembly, 16 Row" on page P252</a>
48	---	1	<a href="#">See "3-Way Electric Distributor Ball Valve Assembly, 16 Row" on page P250</a>
49	G10780201	1	Flanged Barb, 1¼"
50	G10779901	2	1" Flange x 1¼" Barb, 90°

ITEM	PART NO.	QTY.	DESCRIPTION
51	G11458	2	Adapter 1" Flange x 1¼" Hose Barb
52	G10599	4	Carriage Bolt, ¾"-16 x 1¼"
53	G11391	2	Flat Washer, ¾" SAE
54	G10107	2	Lock Nut, ¾"-11
55	GD9662	1	U-Bolt, 4" x 6" x ⅝"-11
56	G10616714	1	Hose, 2" O.D. x 1½" I.D. x 480"
57	G10616610	1	Hose, 2.6" O.D. x 2" I.D. x 44"
58	G4200-35	1	Hose, 1¼" x 35'
59	G10922301	1	Hose Retainer Bracket
60	G10922501	1	Hose Retainer Bracket
61	G10922401	1	Hose Retainer Bracket
62	G10904601	1	Hose Retainer Bracket
63	G10913201	1	Hose Retainer Bracket
64	GD2558	1	Lynch Pin, ¼"
65	GA21456	1	Pressure Gauge
66	G1132469	1	Coupling, ½"-14 FNPT x ¼"-18 FNPT
67	G11242	3	Hex Socket Set Screw, ¼"-20 x ⅜"
68	D30421-10	1	Clear Blue Tube, ⅜" O.D. x 10' (Subs To GD30421-250)
69	GD29625	1	Connector, ¼" NPT x ⅜"
70	---	1	<a href="#">See "Orifice In-Line Housing Assembly" on page P248</a>
71	GA25949	1	IPN Module Assembly
72	GD35868	1	Grommet
73	GD35872	1	Spacer
74	G10219	1	Washer, ⅝" USS
75	G10991	1	Hex Head Cap Screw, ⅝"-18 x ⅞"
76	GD35837	1	Sealed Plug, MX150, 2 x 3, Key A W/CPA
77	G10960801	1	<a href="#">See "Blue Drive Interconnect Schematic, 16 Row" on page P200</a>
78	G10960701	1	<a href="#">See "Blue Drive Interconnect Schematic, 16 Row" on page P200</a>
79	G10840304	15	<a href="#">See "Blue Drive Interconnect Schematic, 16 Row" on page P200</a>
80	GA24869-28	1	<a href="#">See "Blue Drive Interconnect Schematic, 16 Row" on page P200</a>
81	*A15096-16	1	Hose Assembly, ⅜" x 16" (06F - 06F90S)
82	*A18685-77	1	Hose Assembly, ½" x 77" (08F - 10F90S)
83	*A25699-65	1	Hose Assembly, ⅜" x 65" (08F-08F90S)
84	GD26672	1	U-Bolt, 2" Diameter, ¼"-20
85	G10991601	4	Hex Non-Serrated Flange Cap Screw, ⅜"-16 X 1.25" Grade 5
86	GA20413	1	Orifice, .037" (Package of 16)
87	---	---	---
88	G10992501	2	Radar Clamp Ring
89	G11001501	8	Phillips Round Head Tapping Screw, 10-16 x ⅜"
90	G11008201	2	O-Ring, No. 110
91	G11005801	2	Fertilizer Radar
92	G11081501	10	Radar Gasket
93	G10840305	1	<a href="#">See "Blue Drive Interconnect Schematic, 16 Row" on page P200</a>
94	G11059601	1	<a href="#">See "Decals, Paint, and Miscellaneous" on page P277</a>
95	G11059701	1	Decal Bracket
96	G11080701	4	Strap Holder

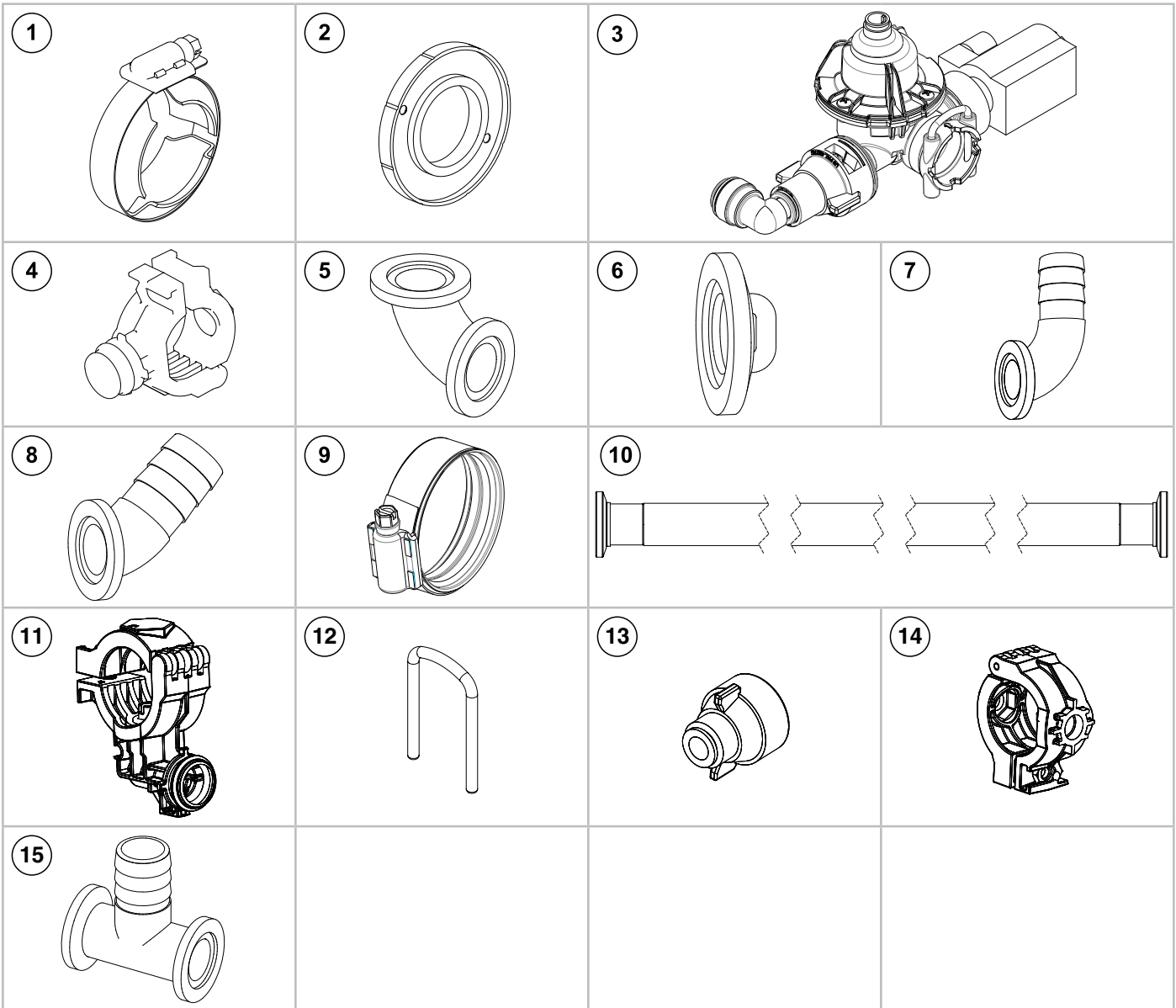
\*Hydraulic hose is not stocked by Kinze Repair Parts.

(108941)



ITEM	PART NO.	QTY.	DESCRIPTION
1	G10910801	1	Valve Mount Bracket
2	G10922001	1	Electric Ball Valve, 1"
3	G11458	2	Adapter 1" Flange x 1 1/4" Hose Barb
4	G10406801	2	Skirted Flange Gasket, 1"
5	GD26572	2	U-Bolt, 1 3/8" x 1/4"-20
6	G11467	2	SS 50 Series Flange Clamp
7	G11385	4	Flat Washer, 1/4" SAE
8	G10110	4	Lock Nut, 1/4"-20, Grade B
9	G10829101	2	Heavy Duty Hose Clamp

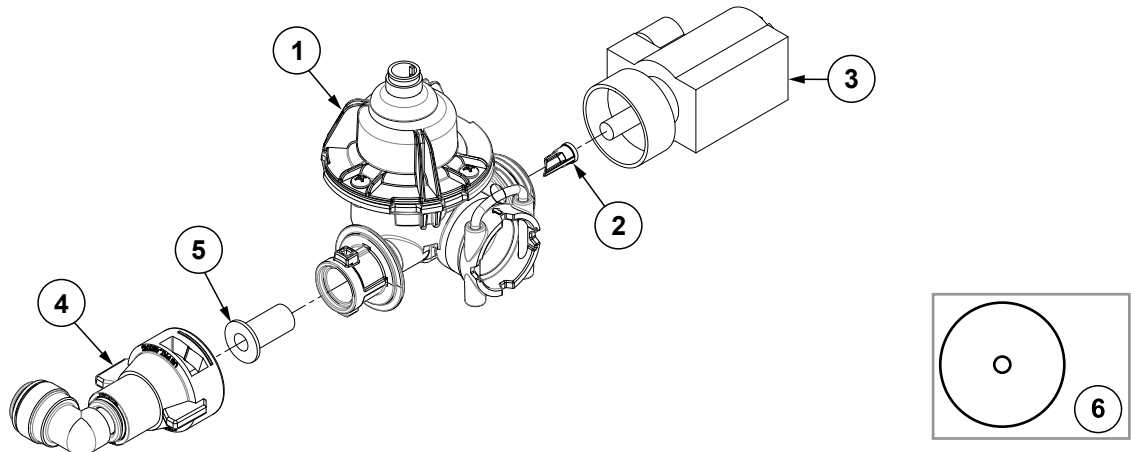
**This page left blank intentionally.**





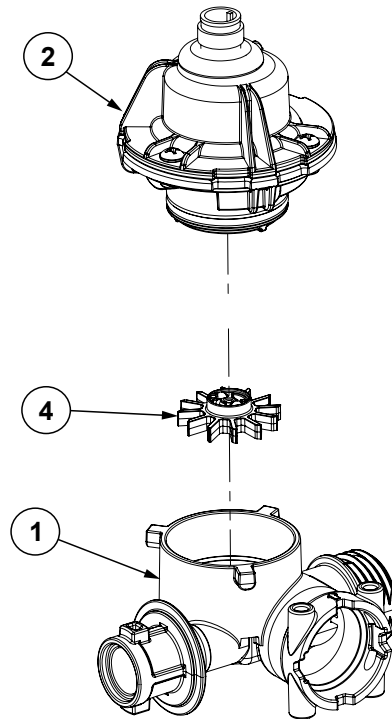
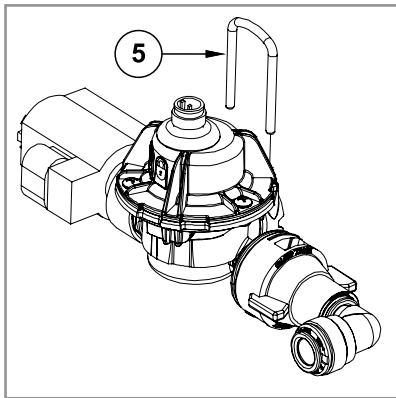
ITEM	PART NO.	QTY.	DESCRIPTION
1	G11467	-	Flange Clamp SS 50 Series
2	G10406801	-	Skirted Flange Gasket, 1"
3	---		<a href="#">See "Manifold Row Flow Assembly" on page P246</a>
4	G10773801	-	Fertilizer Manifold Clamp, Straight Nozzle
5	G10779701	-	90° Flanged Fitting, 1"
6	G10780101	-	Flanged Plug, 1"
7	G10779901	-	1" Flange x 1¼" Barb, 90°
8	G10797801	-	45° Flanged Barb Fitting, 1¼"
9	G10829101	-	Heavy Duty Hose Clamp
10	G10879101	-	Fertilizer Manifold, 38.980" (12 Row Pull Row)
	G10879501	-	Fertilizer Manifold, 42.980" (12 Row Pull Row)
	G10903001	-	Fertilizer Manifold, 14.980" (Two Holes; One on Side, One on Top) (12 Row/16 Row)
	G10903002	-	Fertilizer Manifold, 14.980" (Two Holes; One on Side, One on Bottom) (12 Row/16 Row)
	G10884701	-	Fertilizer Manifold, 14.980" (16 Row Pull Row)
	G10894601	-	Fertilizer Manifold, 38.980" (16 Row Pull Row)
	G10894501	-	Fertilizer Manifold, 68.980" (16 Row Pull Row)
	G10883601	-	Fertilizer Manifold, 38.980" (16 Row Push Row)
	G10884601	-	Fertilizer Manifold, 30.980" (12 Row Push Row)
11	G10770401	-	Fertilizer Manifold Clamp, 90° Nozzle
12	G10833001	-	Wire Retention Clip
13	GD21158	-	Cap and O-Ring
14	G10608701	-	Blank Nozzle Body
15	G10780201	-	Flanged Barb, 1¼"

(107733)



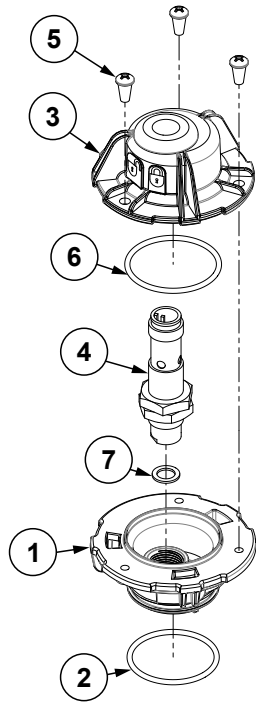
ITEM	PART NO.	QTY.	DESCRIPTION
1	---	1	<a href="#">See "Fertilizer Flow Meter Assembly" on page P247</a>
2	G10773101	1	Flow Meter Orifice, 0.082"
3	GA20732	1	Fertilizer Shut Off
4	G10522501	1	Fertilizer Manifold Cap, 90°
5	G10943101	-	Strainer Nozzle, 100 Mesh
	G10943201	-	Strainer Nozzle, 200 Mesh
	GD27290	-	Strainer Nozzle, 50 Mesh
6	G10804001	1	0.015 Orifice (24/Pkg)
	GA17118	-	0.020 Orifice (24/Pkg)
	GA17119	-	0.025 Orifice (24/Pkg)
	GA19161	-	0.032 Orifice (24/Pkg)
	GA19162	-	0.037 Orifice (24/Pkg)
	GA20412	-	0.037 Orifice (12/Pkg)
	GA19163	-	0.041 Orifice (24/Pkg)
	GA19164	-	0.048 Orifice (24/Pkg)
	GA19165	-	0.055 Orifice (24/Pkg)
	GA19166	-	0.065 Orifice (24/Pkg)
	G10804002	-	0.072 Orifice (24/Pkg)
	G10804003	-	0.078 Orifice (24/Pkg)
	G10804004	-	0.086 Orifice (24/Pkg)
	G10804005	-	0.103 Orifice (24/Pkg)

(110071)



ITEM	PART NO.	QTY.	DESCRIPTION
1	G10772302	1	Manifold Fertilizer Flow Meter
2	---	1	<a href="#">See "Fertilizer Flow Meter Cover" on page P248</a>
3	---	---	---
4	G10773002		Fertilizer Flow Meter Paddle Assembly, 12F
5	G10833001	1	Wire Retention Clip

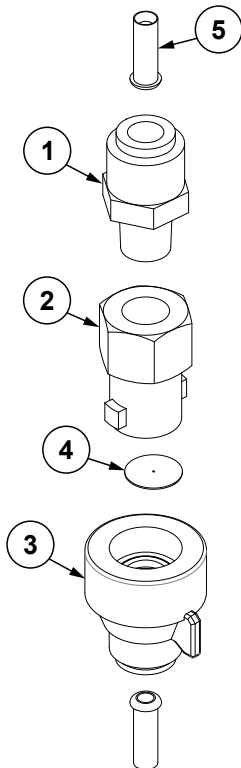
(107726)



ITEM	PART NO.	QTY.	DESCRIPTION
1	G10832301	1	Fertilizer Flow Meter Cover
2	G10772501	1	O-Ring, No. 24
3	G10832401	1	Dust Cap Assembly
4	G10832701	1	Proximity Sensor
5	G10963001	3	Phillips Pan Head Tapping Screw, 6-19 x 5/16"
6	G10833101	1	O-Ring, No. 25
7	G10840901	1	Plastic Shim, 3/8" x 1/4" x .03"

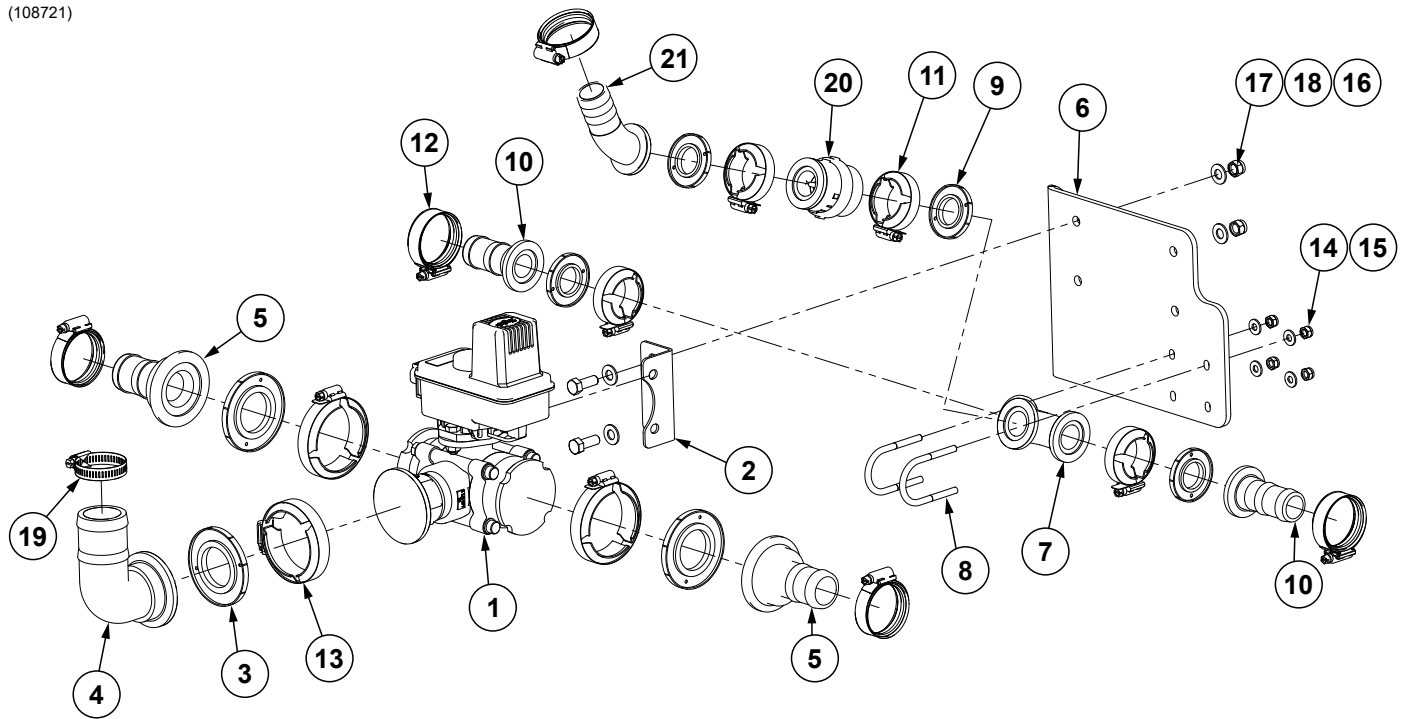
Orifice In-Line Housing Assembly

(107719)



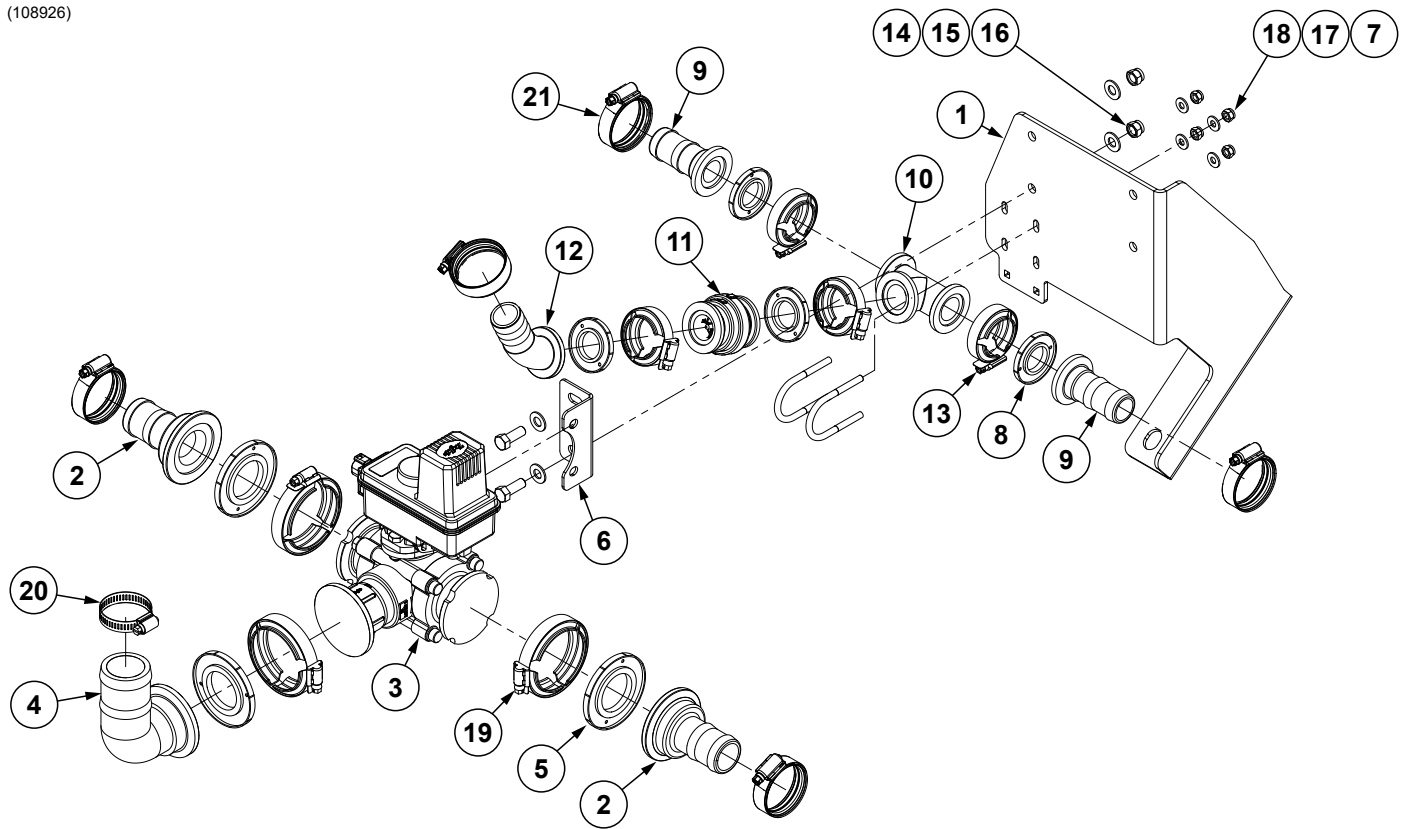
ITEM	PART NO.	QTY.	DESCRIPTION
1	GD29625	1	Connector, 1/4" NPT x 3/8"
2	G10771701	1	Orifice Cushion Adapter
3	GD21158	1	Cap
4	G4916-20	1	0.020 Orifice
5	GD29709	2	Support Tube

(108721)



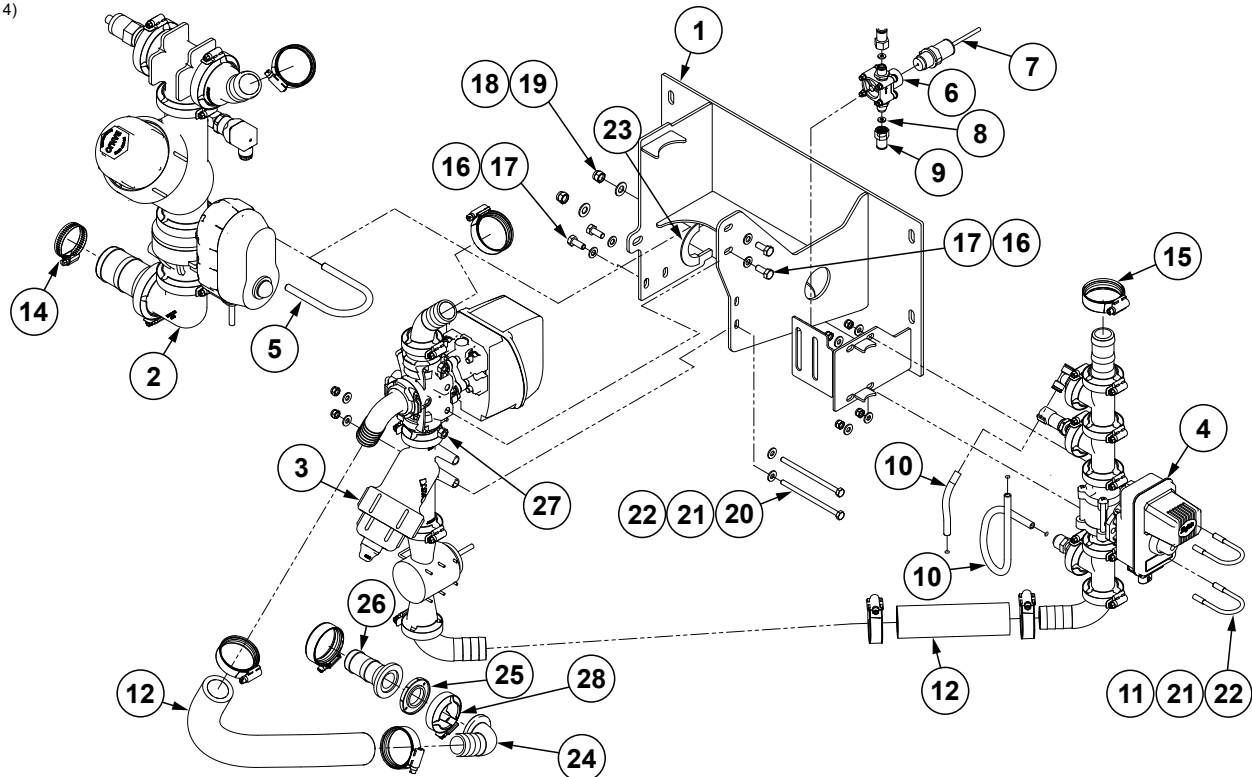
ITEM	PART NO.	QTY.	DESCRIPTION
1	G10958401	1	3-Way Electric Ball Valve, 12V
2	G10981501	1	Auxiliary Valve Mount
3	G10406701	3	2" Skirted Flange Gasket
4	G11457	1	Elbow, 2" Flange x 2" Hose Barb, 90°
5	G10464101	2	Adapter, 2" Flange x 1½" Hose Barb
6	G10917001	1	Valve Mount
7	G10779801	1	1" Flanged Tee
8	GD26274	2	U-Bolt, 1½" x ¼"-20
9	G10406801	4	Skirted Flange Gasket, 1"
10	G11458	2	Adapter 1" Flange x 1¼" Hose Barb
11	G11467	4	SS 50 Series Flange Clamp
12	G10829101	5	Heavy Duty Hose Clamp
13	G11468	3	Flange Clamp SS 75 Series
14	G10110	4	Lock Nut, ¼"-20, Grade B
15	G11385	4	Flat Washer, ¼" SAE
16	G10001	2	Hex Head Cap Screw, ⅜"-16 x 1"
17	G10108	2	Lock Nut, ⅜"-16
18	G11387	4	Flat Washer, ⅜" SAE
19	G10676	1	Hose Clamp, No. 36, Stainless Steel
20	G10466101	1	1" Manifold Flanged Check Valve
21	G10797801	1	1¼" Hose Barb, 45°

(108926)



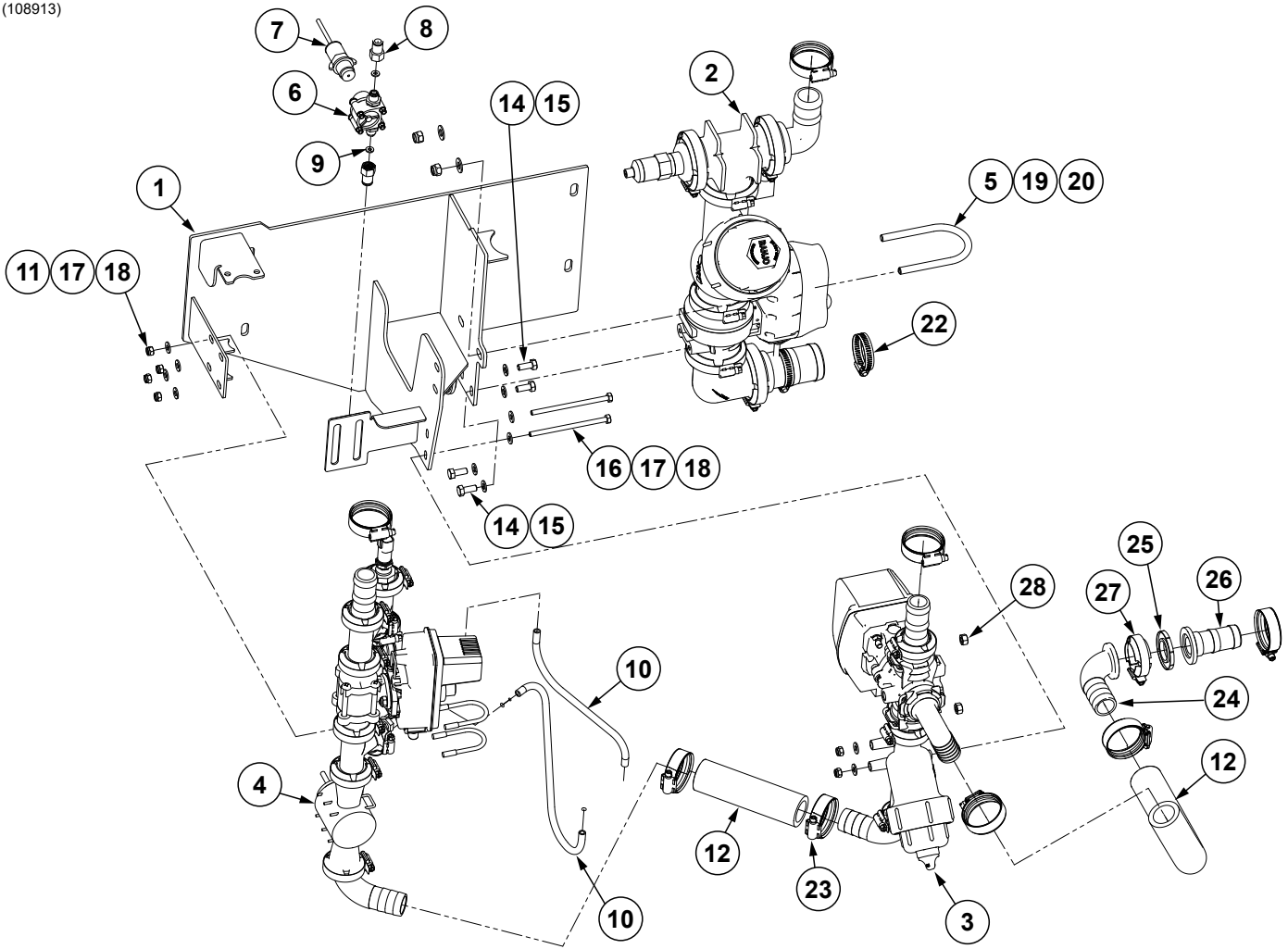
ITEM	PART NO.	QTY.	DESCRIPTION
1	G10892501	1	Fertilizer Double Tee Mount
2	G10464101	2	Adapter, 2" Flange x 1½" Hose Barb
3	G10958401	1	3-Way Electric Ball Valve, 12V
4	G11457	1	Elbow, 2" Flange x 2" Hose Barb, 90°
5	G10406701	3	2" Skirted Flange Gasket
6	G10981501	1	Auxiliary Valve Mount
7	GD26274	2	U-Bolt, 1½" x ¼"-20
8	G10406801	4	Skirted Flange Gasket, 1"
9	G11458	2	Adapter 1" Flange x 1¼" Hose Barb
10	G10779801	1	1" Flanged Tee
11	G10466101	1	1" Manifold Flanged Check Valve
12	G10797801	1	1¼" Hose Barb, 45°
13	G11467	4	SS 50 Series Flange Clamp
14	G10001	2	Hex Head Cap Screw, ⅜"-16 x 1"
15	G11387	4	Flat Washer, ⅜" SAE
16	G10108	2	Lock Nut, ⅜"-16
17	G11385	4	Flat Washer, ¼" SAE
18	G10110	4	Lock Nut, ¼"-20, Grade B
19	G11468	3	Flange Clamp SS 75 Series
20	G10676	1	Hose Clamp, No. 36, Stainless Steel
21	G10829101	5	Heavy Duty Hose Clamp

(108614)



ITEM	PART NO.	QTY.	DESCRIPTION
1	G10860601	1	Valve Mount
2	---	1	<a href="#">See "Electric Fertilizer Valve Assembly, 12 Row" on page P254</a>
3	---	1	<a href="#">See "Fertilizer Pressure Assembly, 12 Row" on page P256</a>
4	---	1	<a href="#">See "Fertilizer Flow Control Assembly, 12 Row" on page P258</a>
5	G10510201	1	U-Bolt, 2½" x 4⅝"
6	G10629801	1	Mini Flow Meter
7	G10629701	1	Mini Flow Meter Sensor
8	G10636801	2	Rubber Sealing Washer, .438" Diameter
9	G10629901	2	Push to Connect Adapter, ¼" to ⅜"
10	G10609009	1	Urethane Tubing, ⅜" O.D. x 25" (Black)
11	GD26572	2	U-Bolt, 1⅜" x ¼"-20
12	G4200-17	1	Hose, 1¼" x 27"
14	G10676	1	Hose Clamp, No. 36, Stainless Steel
15	G10829101	8	Heavy Duty Hose Clamp
16	G12081	4	Flat Washer, M8
17	G12003-20	4	Hex Head Cap Screw, M8-1.20
18	G11387	2	Flat Washer, ⅜" SAE
19	G10108	2	Lock Nut, ⅜"-16
20	G11203	2	Hex Head Cap Screw, ¼"-20 x 4½"
21	G11385	8	Flat Washer, ¼" SAE
22	G10110	6	Lock Nut, ¼"-20, Grade B
23	GD35413-3	2	Edge Trim Protection, ¼" x ½" x 3"
24	G10779901	1	1" Flange x 1¼" Barb, 90°
25	G10406801	1	1" Skirted Flange Gasket
26	G11458	1	Adapter 1" Flange x 1¼" Hose Barb
27	G12083	2	Hex Nut, M8-1,25
28	G11467	1	SS 50 Series Flange Clamp

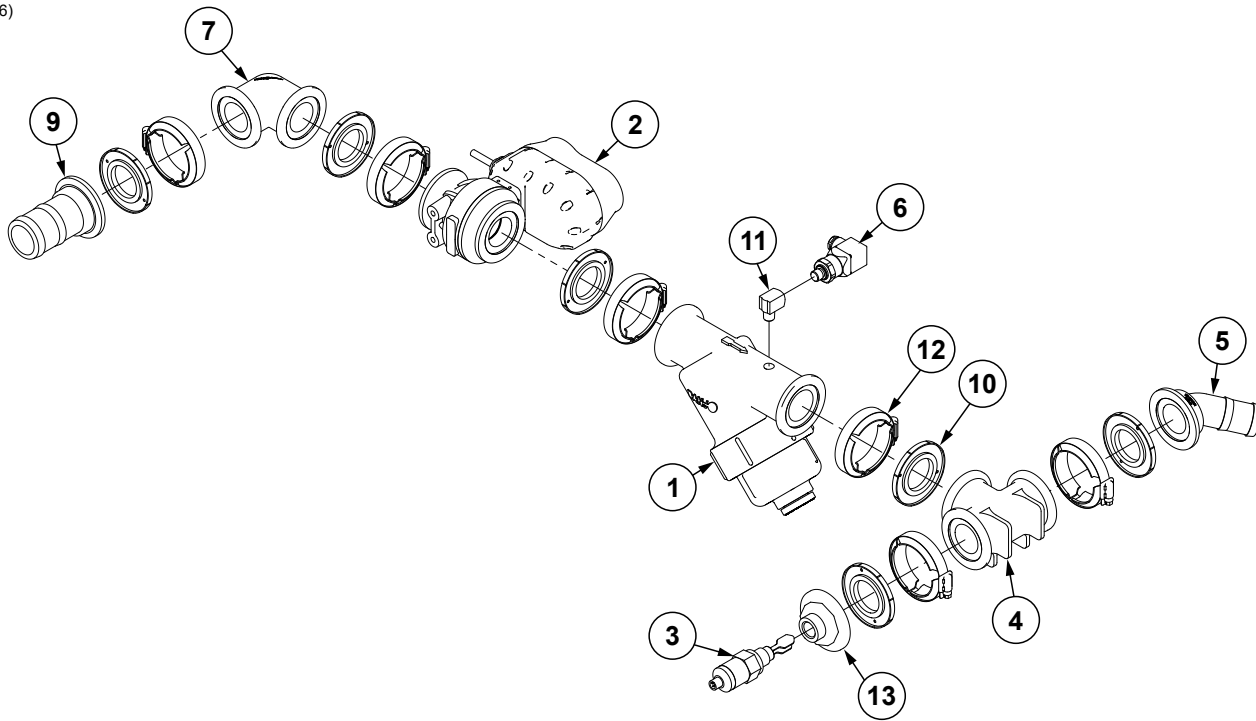
(108913)





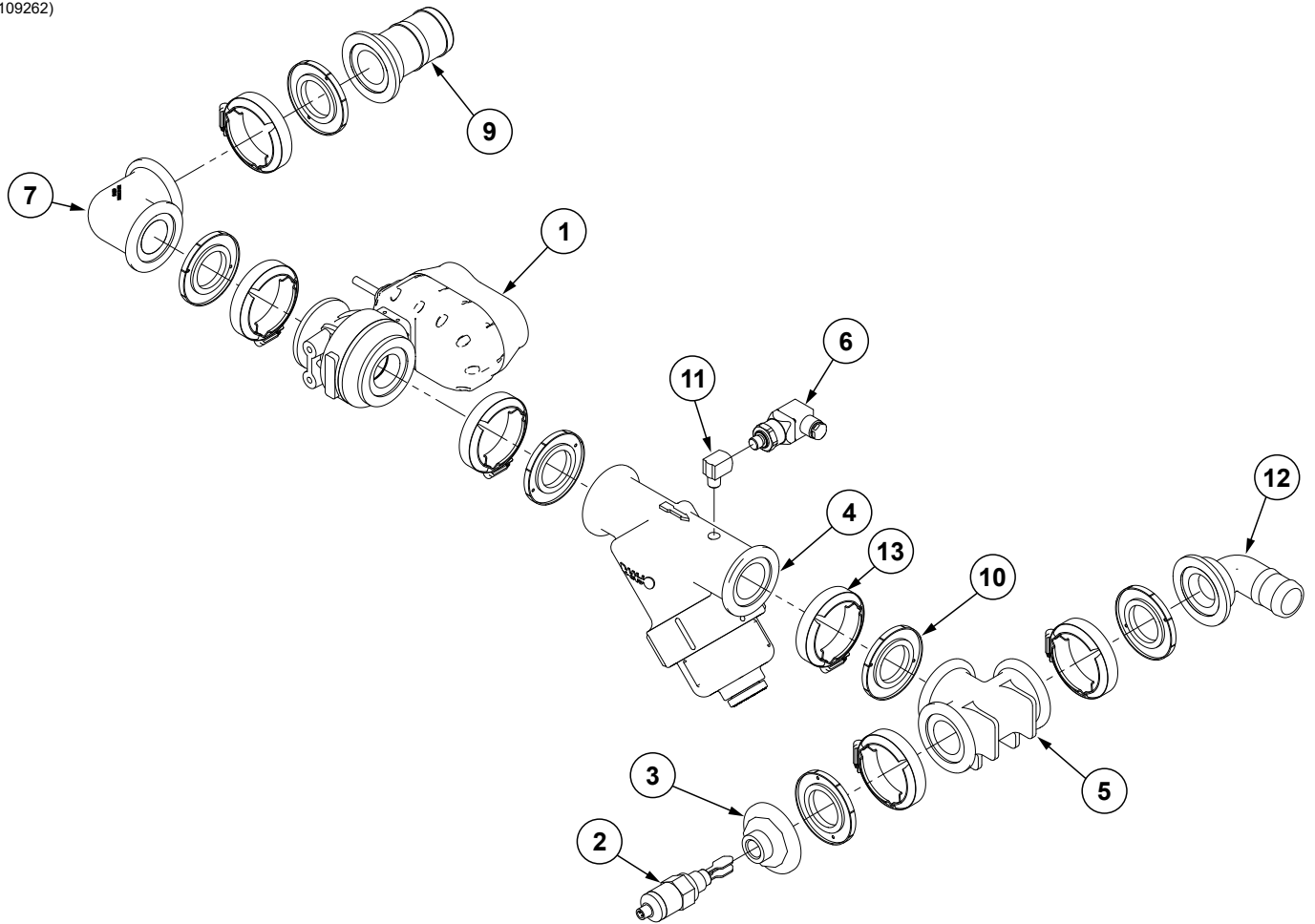
ITEM	PART NO.	QTY.	DESCRIPTION
1	G10891401	1	Valve Mount
2	---	1	<a href="#">See "Electric Fertilizer Valve Assembly, 16 Row" on page P255</a>
3	---	1	<a href="#">See "Fertilizer Pressure Assembly, 16 Row" on page P257</a>
4	---	1	<a href="#">See "Fertilizer Flow Control Assembly, 16 Row" on page P259</a>
5	G10510201	1	U-Bolt, 2½" x 4¾"
6	G10629801	1	Mini Flow Meter
7	G10629701	1	Mini Flow Meter Sensor
8	G10629901	2	Push to Connect Adapter, ¼" to ⅜"
9	G10636801	2	Rubber Sealing Washer, .438" Diameter
10	G10609009	2	Urethane Tubing, ⅜" O.D. x 25" (Black)
11	GD26572	2	U-Bolt, 1⅜" x ¼"-20
12	G4200-30	1	Hose, 1¼" x 23"
14	G12003-20	4	Hex Head Cap Screw, M8-1.20
15	G12081	4	Flat Washer, M8
16	G11203	2	Hex Head Cap Screw, ¼"-20 x 4½"
17	G11385	8	Flat Washer, ¼" SAE
18	G10110	6	Lock Nut, ¼"-20, Grade B
19	G11387	2	Flat Washer, ⅜" SAE
20	G10108	2	Lock Nut, ⅜"-16
21	GD35413-3	1	Edge Trim Protection, ¼" x ½" x 3"
22	G10676	1	Hose Clamp, No. 36, Stainless Steel
23	G10829101	8	Heavy Duty Hose Clamp
24	G10779901	1	1" Flange x 1¼" Barb, 90°
25	G10406801	1	1" Skirted Flange Gasket
26	G11458	1	Adapter 1" Flange x 1¼" Hose Barb
27	G11467	1	SS 50 Series Flange Clamp
28	G12083	2	Hex Nut, M8-1,25

(108616)

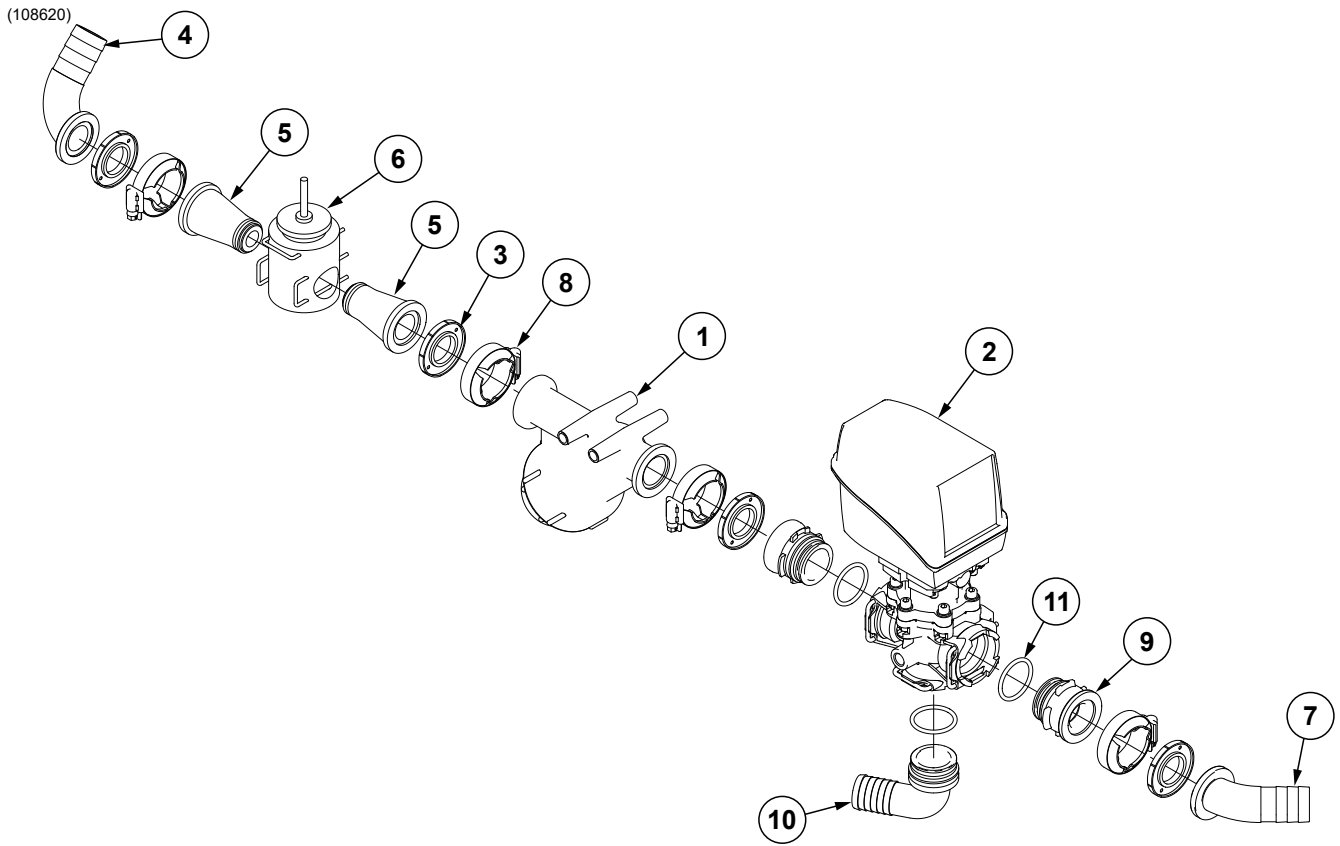


ITEM	PART NO.	QTY.	DESCRIPTION
1	G10631901	1	2" Manifold Y Strainer W/1/4" NPT Port
2	G10406601	1	Electric Ball Valve Assembly
3	GA18720	1	Liquid Level Sensor
4	G11508	1	Tee, 2" Port Flange
5	G10779301	1	Elbow, 2" Flange x 1 1/2" Hose Barb, 45°
6	G11050701	1	Hydraulic Pressure Transmitter Sensor
7	G10729601	1	2" x 2", 90° Full Port Flange
8	---	---	---
9	G11497	1	Adapter, 2" Flange x 2" Hose Barb
10	G10406701	6	2" Skirted Flange Gasket
11	G11626	1	90° Elbow, 1/4" NPT Brass
12	G11468	6	Flange Clamp SS 75 Series
13	G10425201	1	2" Plug W/1/2" FNPT Port

(109262)

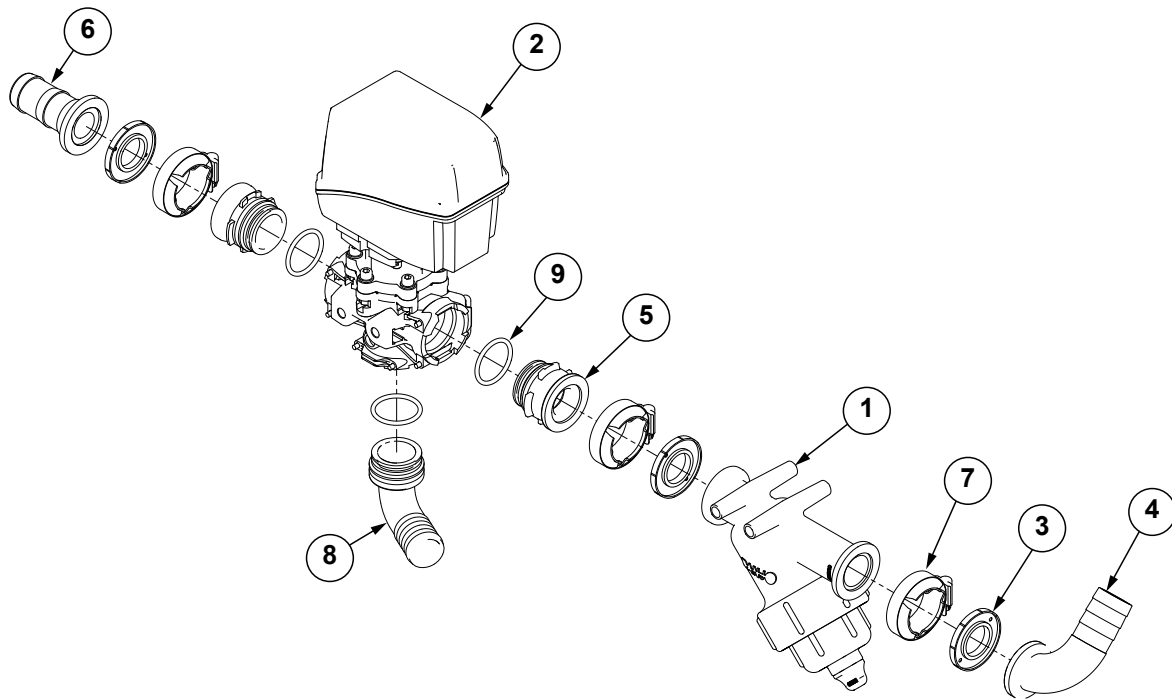


ITEM	PART NO.	QTY.	DESCRIPTION
1	G10406601	1	Electric Ball Valve Assembly
2	GA18720	1	Liquid Level Sensor
3	G10425201	1	2" Plug W/1/2" FNPT Port
4	G10631901	1	2" Manifold Y Strainer W/1/4" NPT Port
5	G11508	1	Tee, 2" Port Flange
6	G11050701	1	Hydraulic Pressure Transmitter Sensor
7	G10729601	1	2" x 2", 90° Full Port Flange
8	---	---	---
9	G11497	1	Adapter, 2" Flange x 2" Hose Barb
10	G10406701	6	2" Skirted Flange Gasket
11	G11626	1	90° Elbow, 1/4" NPT Brass
12	G10437901	1	90° Elbow, 2" Flange x 1 1/2" Barb
13	G11468	6	Flange Clamp SS 75 Series

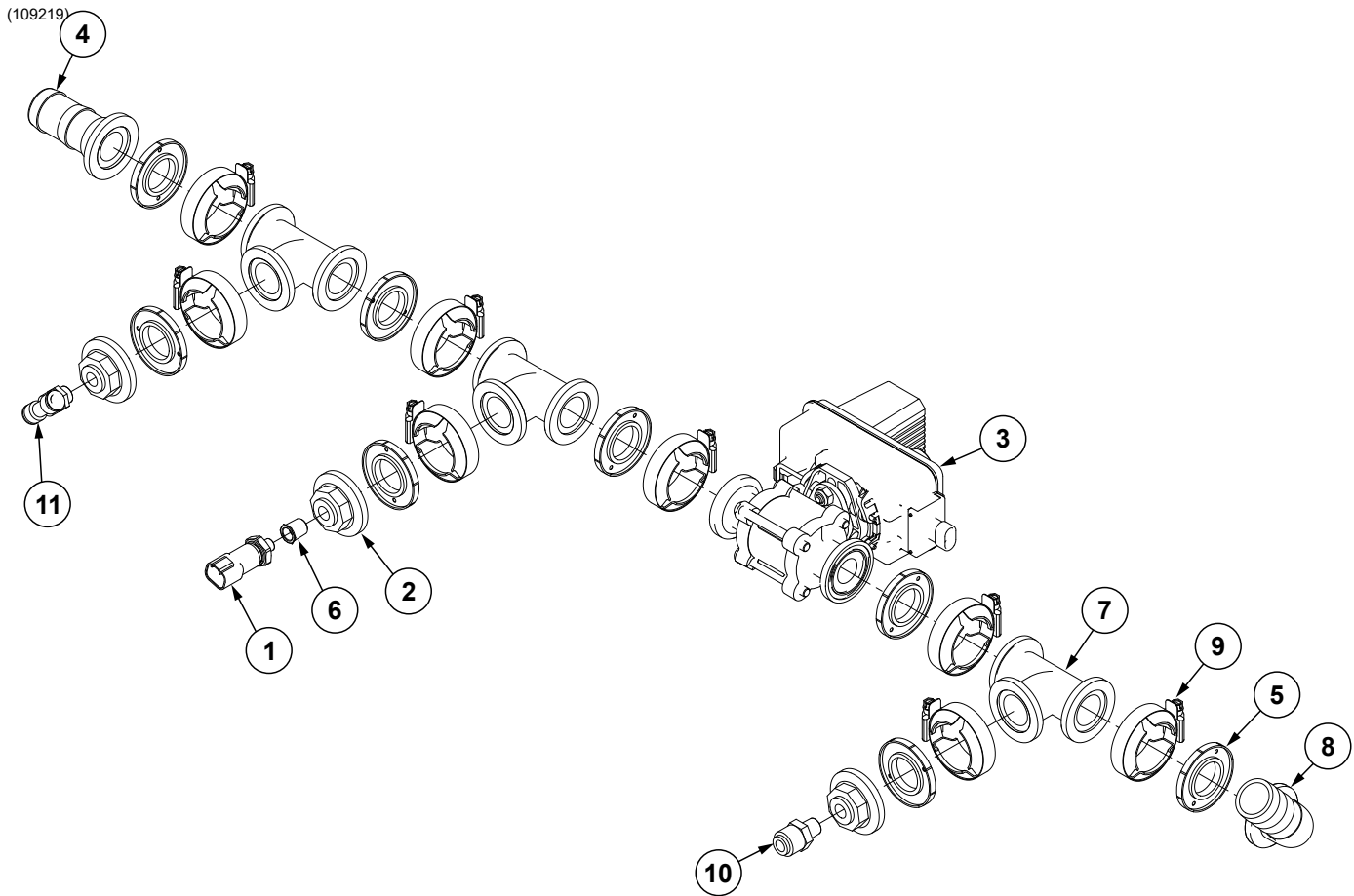


ITEM	PART NO.	QTY.	DESCRIPTION
1	G10398701	1	1" Manifold Y Strainer W/80 Mesh Screen
2	G10398801	1	T5 Pressure Regulator
3	G10406801	4	Skirted Flange Gasket, 1"
4	G10779901	1	1" Flange x 1 1/4" Barb, 90°
5	GD26304	2	Flow Meter Flanged Adapter
6	GA14813	1	Flow Meter
7	G10797801	1	45° Flanged Barb Fitting, 1 1/4"
8	G11467	4	SS 50 Series Flange Clamp
9	G10401901	2	T5 Male Hose Fitting W/Clamp Coupling
10	G10434501	1	90° Elbow W/Fork Coupling, 1 1/4"
11	G10922601	3	T5 O-Ring

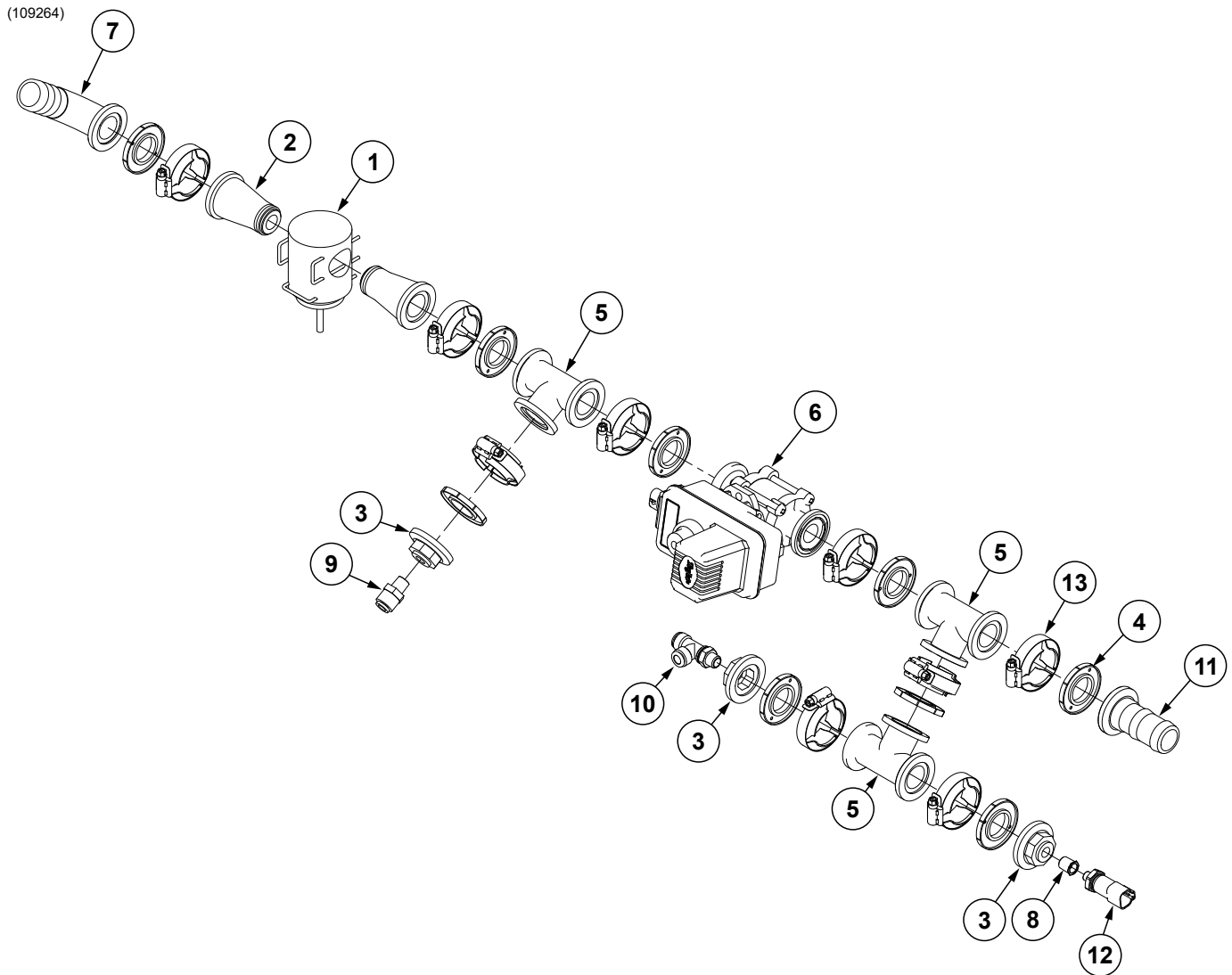
(109263)



ITEM	PART NO.	QTY.	DESCRIPTION
1	G10398701	1	1" Manifold Y Strainer W/80 Mesh Screen
2	G10398801	1	T5 Pressure Regulator
3	G10406801	3	Skirted Flange Gasket, 1"
4	G10779901	1	1" Flange x 1¼" Barb, 90°
5	G10401901	2	T5 Male Hose Fitting W/Clamp Coupling
6	G11458	1	Adapter 1" Flange x 1¼" Hose Barb
7	G11467	3	SS 50 Series Flange Clamp
8	G10434501	1	90° Elbow W/Fork Coupling, 1¼"
9	G10922601	3	T5 O-Ring



ITEM	PART NO.	QTY.	DESCRIPTION
1	GA14804	1	Pressure Sensor (0-120 PSI)
2	G10618301	3	1" Flanged Plug W/1/4" FNPT Port
3	G10632101	1	1" Electric Ball Valve W/Harness
4	G11458	1	Adapter 1" Flange x 1/4" Hose Barb
5	G10406801	8	Skirted Flange Gasket, 1"
6	G10506401	1	Reducer, 1/4"-18 x 1/8"-27 NPT
7	G10779801	3	1" Flanged Tee
8	G10779901	1	1" Flange x 1 1/4" Barb, 90°
9	G11467	8	SS 50 Series Flange Clamp
10	GD29625	1	Connector, 1/4" NPT x 3/8"
11	G10657901	1	Adapter Tee, 3/8" PTC x 1/4" NPT

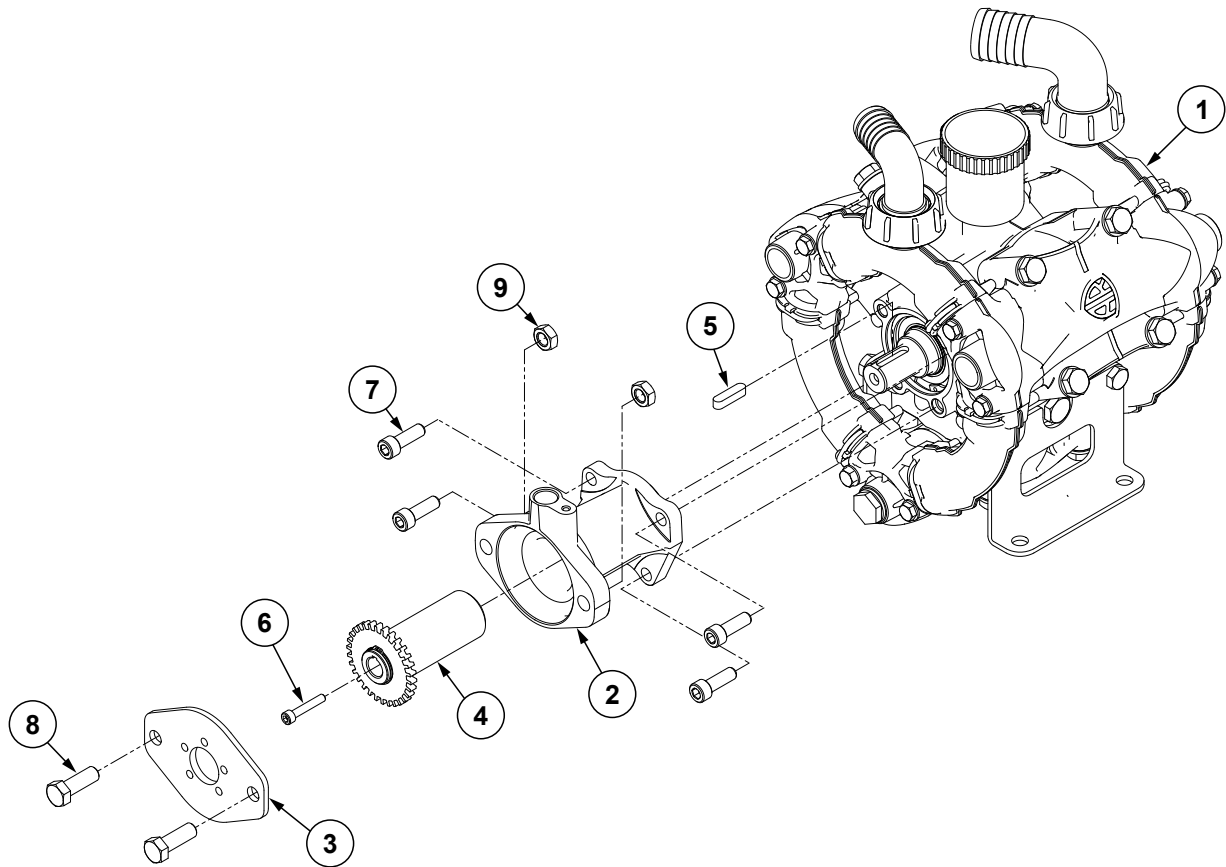


ITEM	PART NO.	QTY.	DESCRIPTION
1	GA14813	1	Flow Meter
2	GD26304	2	Flow Meter Flanged Adapter
3	G10618301	3	1" Flanged Plug W/1/4" FNPT Port
4	G10406801	9	Skirted Flange Gasket, 1"
5	G10779801	3	1" Flanged Tee
6	G10632101	1	1" Electric Ball Valve W/Harness
7	G10779901	1	1" Flange x 1 1/4" Barb, 90°
8	G10506401	1	Reducer, 1/4"-18 x 1/8"-27 NPT
9	GD29625	1	Connector, 1/4" NPT x 3/8"
10	G10904701	1	Adapter Tee, 3/8" PTC x 1/4" NPT
11	G11458	1	Adapter 1" Flange x 1 1/4" Hose Barb
12	GA14804	1	Pressure Sensor (0-120 PSI)
13	G11467	9	SS 50 Series Flange Clamp

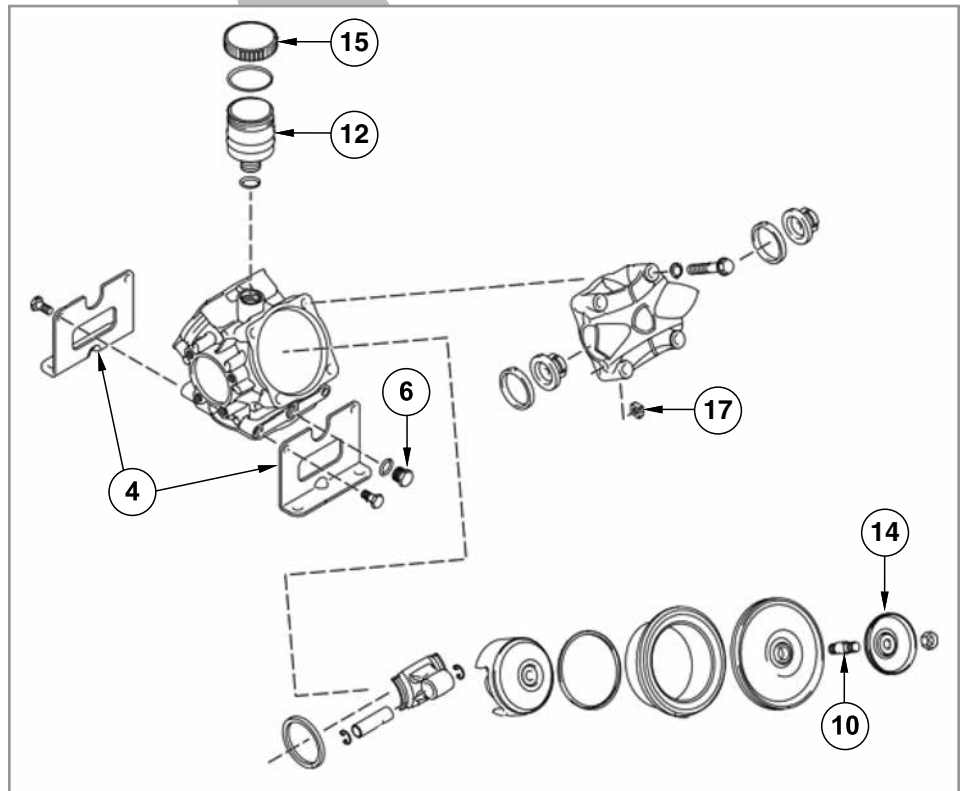
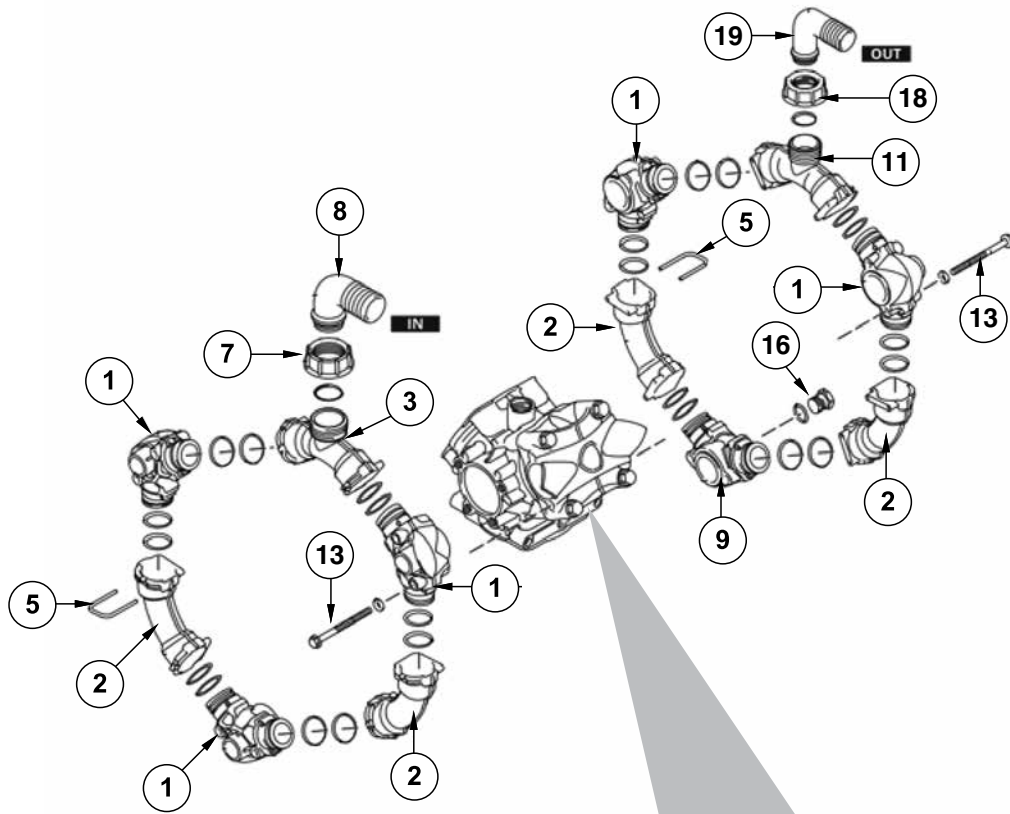
**This page left blank intentionally.**



(108277)

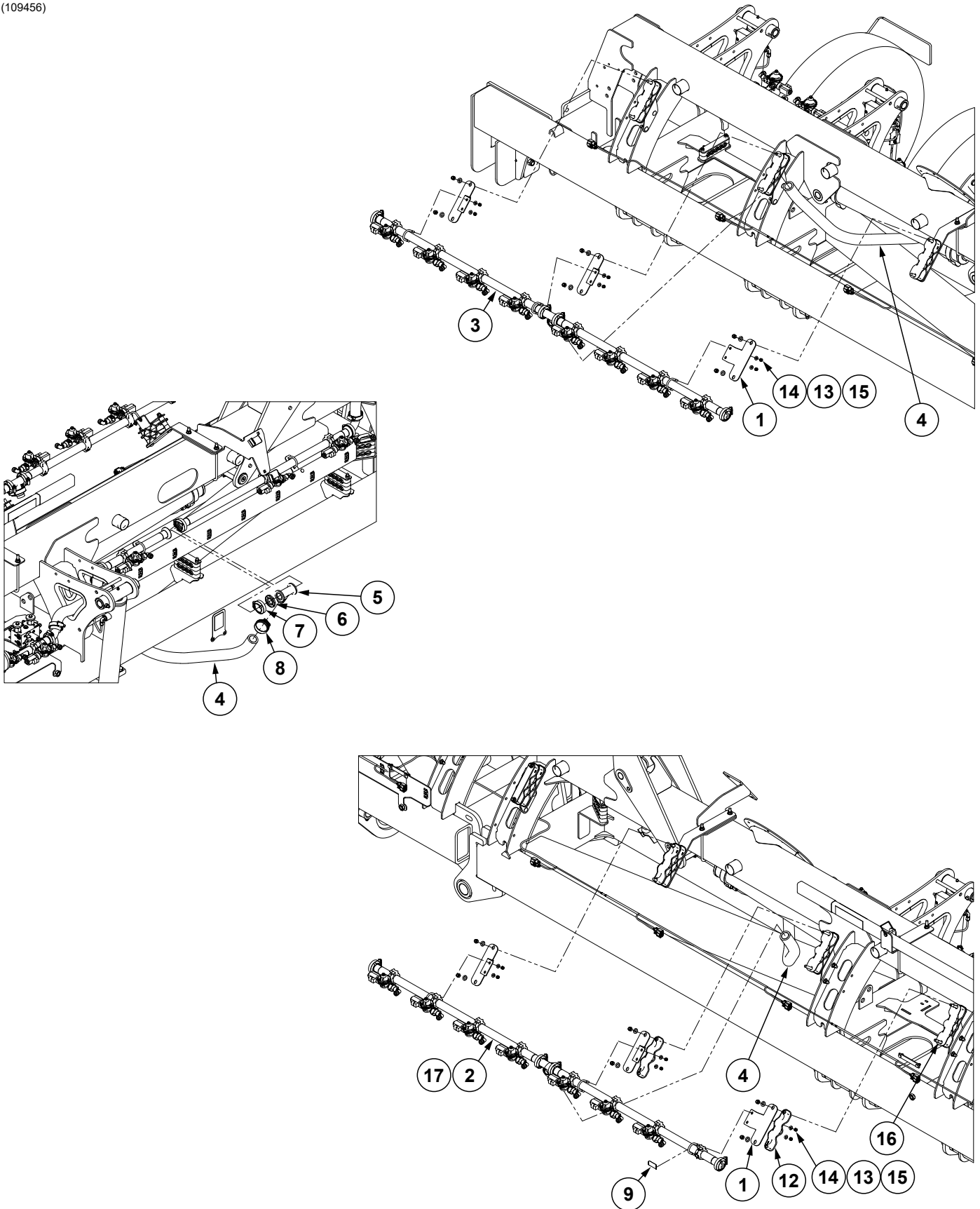


ITEM	PART NO.	QTY.	DESCRIPTION
1	---	1	<a href="#">See "Diaphragm Pump Assembly, AR120" on page P262</a>
2	G10611001	1	Flange Hydraulic Motor
3	G10814401	1	Flange Hydraulic Motor Mount
4	G10556201 G10590501	1 -	Coupler W/Hall Effect Wheel External Snap Ring
5	G10514101	1	Key
6	G12222-35	1	Hex Socket Head Cap Screw, M6-1.0 x 35MM
7	G10631801	4	Hex Socket Head Cap Screw, M10-1.5 x 30MM
8	G12002-35	2	Hex Head Cap Screw, M12-1.75 x 35
9	G12068	2	Hex Nylon Locknut, M12-1.75
A	G10827701	-	AR120 Diaphragm Pump Assembly, Items 1-9



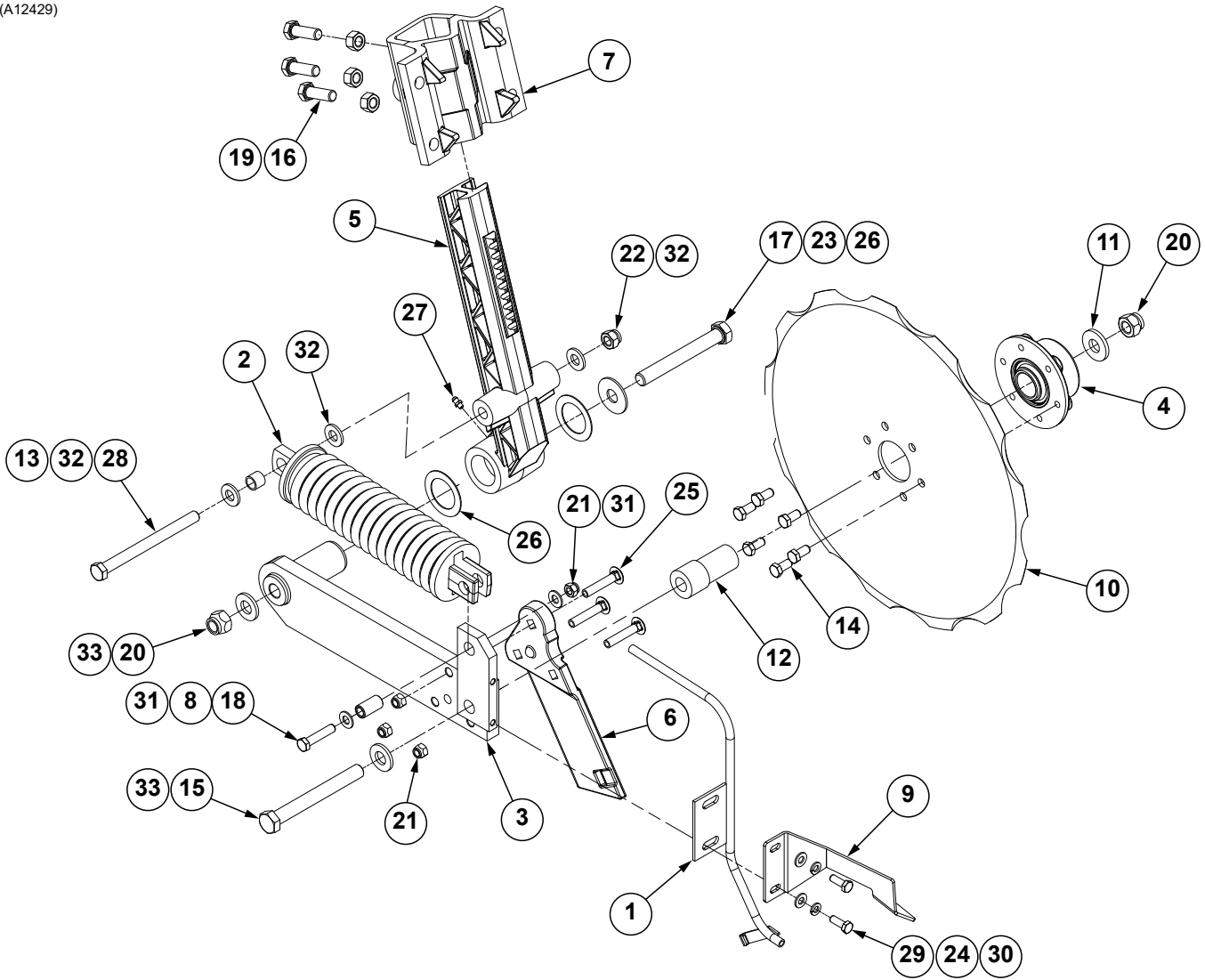
ITEM	PART NO.	QTY.	DESCRIPTION
1	G10976301	5	Manifold
2	G10976401	4	Manifold
3	G10976501	1	Manifold
4	G10975601	2	Foot Mount
5	G10976601	12	Fork Clip
6	G10975701	1	Oil Drain Plug
7	G10976701	1	Ring Nut
8	G10976801	1	Hose Barb, 1½"
9	G10976901	1	Manifold
10	G10976101	3	Hub Pin
11	G10977001	1	Manifold
12	G10975801	1	Tank Sight Glass
13	G10977101	12	Manifold Mount Bolt
14	G10976201	3	Plate
15	G10975901	1	Sight Glass Cap
16	G10977201	1	Drain Plug
17	G10976001	12	Square Nut, M8
18	G10977301	1	Ring Nut
19	G10977401	1	Hose Barb, 1¼"
A	G10513001	1	AR Pump Winterizer, No. 64511
B	G10513101	2	AR Pump Oil, No. 6453D
C	G10434301	1	AR120 Diaphragm Kit
D	G10764001	1	AR120 Pump LFP O-Ring Service Kit
E	G10764101	1	AR120 Pump LFP Valve Service Kit

(109456)



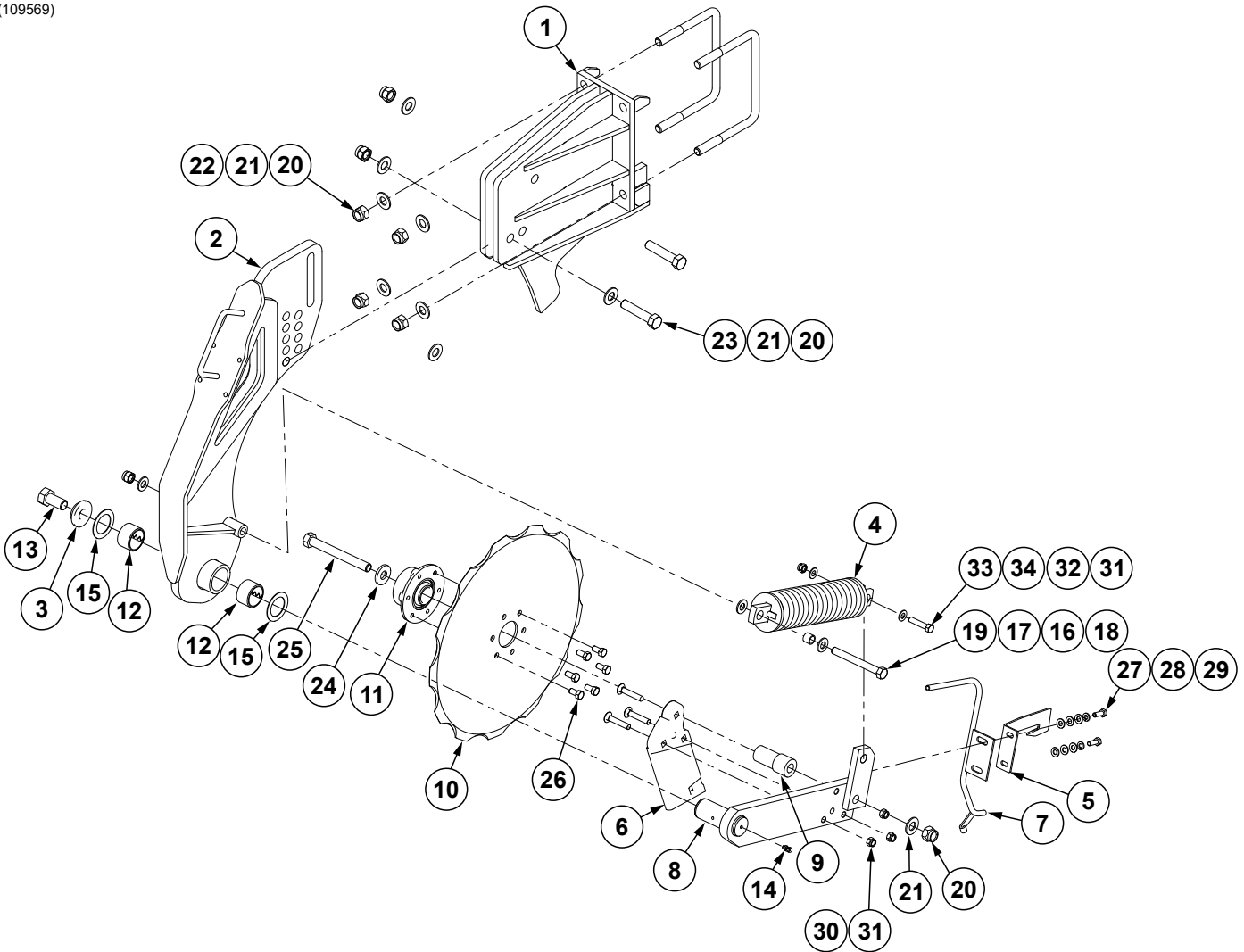
ITEM	PART NO.	QTY.	DESCRIPTION
1	G10901901	6	Manifold Mount Bracket
2	---	1	<a href="#">See "Fertilizer Manifold" on page P244</a>
3	---	1	<a href="#">See "Fertilizer Manifold" on page P244</a>
4	G4200-22	1	Hose, 1-1/4" I.D. x 72"
5	G10780201	2	Flanged Barb, 1-1/4"
6	G10406801	2	1" Skirted Flange Gasket
7	G11467	2	SS 50 Series Flange Clamp
8	G10829101	2	Heavy Duty Hose Clamp
9	---	-	<a href="#">See "Decals, Paint, and Miscellaneous" on page P277</a>
10	---	---	---
11	---	---	---
12	GB0969	2	5 Position Wave Stacker
13	G11385	12	Flat Washer, 1/4" SAE
14	G10110	12	Lock Nut, 1/4"-20, Grade B
15	G10606801	6	U-Bolt, 1-1/2" x 1/4"-20
16	G10061	4	Hex Head Cap Screw, 3/8"-16 x 3 1/2"
17	GA20413	1	Orifice Package, .037 (Package of 16), 16 Row
	GA20412	1	Orifice Package, .037 (Package of 12), 12 Row

(A12429)



ITEM	PART NO.	QTY.	DESCRIPTION
1	GA12108	1	Drop Tube, Liquid Fertilizer
2	GA6966	1	Compression Spring Assembly
3	GA9433	1	Pivot Arm, L.H.
4	GA9437 GA8603	1 -	Hub W/Bearing Bearing, Double Row (Included W/GA9437)
5	GB0296	1	Arm, 13½"
6	GB0323	1	Knife, L.H.
7	GB0400	1	Mount, R.H.
8	GD1026	1	Sleeve, 1⅜" Long
9	GD11557	1	Scraper, L.H.
10	GD12676	1	Disc Blade, Notched, 16¾"
11	GD12677	1	Washer, 1½" O.D., 7 Gauge (.1793"), Hardened
12	GD12679	1	Stepped Spacer, 3" Long
13	GD12685	1	Bushing, ¾" O.D. x ½" Long
14	G10002	6	Hex Head Cap Screw, ⅝"-16 x ¾"
15	G10011	1	Hex Head Cap Screw, ⅝"-11 x 5½"
16	G10017	3	Hex Head Cap Screw, ½"-13 x 1½"
17	G10046	1	Hex Head Cap Screw, ⅝"-11 x 5"
18	G10047	1	Hex Head Cap Screw, ⅝"-16 x 1¾"
19	G10102	3	Hex Nut, ½"-13
20	G10107	2	Lock Nut, ⅝"-11
21	G10109	4	Lock Nut, ⅝"-18
22	G10111	1	Lock Nut, ½"-13
23	G10217	1	Washer, ⅝" USS
24	G10232	2	Lock Washer, ⅝"
25	G10306	3	Carriage Bolt, ⅜"-16 x 2"
26	G10450	2	Washer, 2¼", 18 Gauge (.0478")
27	G10640	1	Grease Fitting, ¼"-28
28	G10871	1	Hex Head Cap Screw, ½"-13 x 6"
29	G10991	2	Hex Head Cap Screw, ⅝"-18 x ⅞"
30	G11386	2	Flat Washer, ⅝" SAE
31	G11387	2	Flat Washer, ⅜" SAE
32	G11389	3	Flat Washer, ½" Plated SAE
33	G11391	2	Flat Washer, ⅝" SAE

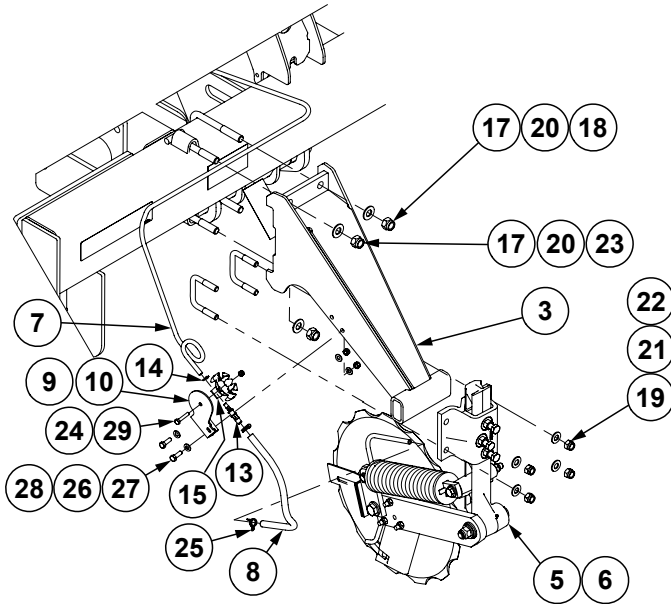
(109569)



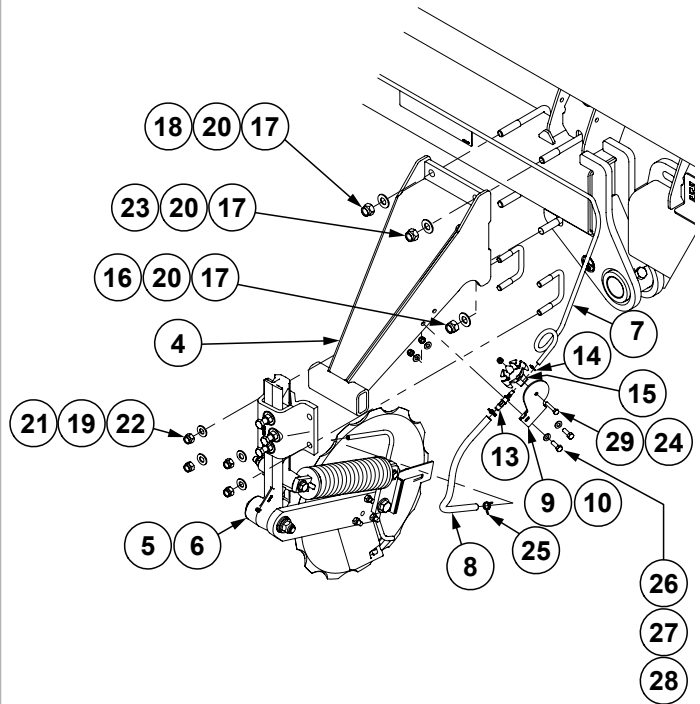


ITEM	PART NO.	QTY.	DESCRIPTION
1	G10954101 G10955001	1 -	Opener Mount, L.H. Opener Mount, R.H.
2	G10955201 G10956101	1	Opener Arm, L.H. Opener Arm, R.H.
3	GB0409	1	Spring Washer
4	GA6966	1	Compression Spring Assembly
5	GD11557	1	Scraper, L.H.
6	GB0323	1	Knife, L.H.
7	GA12108	1	Drop Tube, Liquid Fertilizer
8	G10956301	1	Pivot Arm
9	GD12679	1	Stepped Spacer, 3" Long
10	GD12676	1	Disc Blade, Notched, 16 $\frac{3}{4}$ "
11	GA9437 GA8603	1 -	Hub W/Bearing Bearing, Double Row (Included W/GA9437)
12	G10300401	2	Steel Tension Bushing, 1.515" I.D. x 1.125"
13	G10025	1	Hex Head Cap Screw, $\frac{3}{4}$ "-10 x 1 $\frac{1}{2}$ "
14	G10779	1	Grease Fitting, 90°, $\frac{1}{4}$ "-28
15	G10450	2	Washer, 2 $\frac{1}{4}$ ", 18 Gauge (.0478")
16	GD12685	1	Bushing, $\frac{3}{4}$ " O.D. x $\frac{1}{2}$ " Long
17	G11389	3	Flat Washer, $\frac{1}{2}$ " Plated SAE
18	G10111	1	Lock Nut, $\frac{1}{2}$ "-13
19	G10045	1	Hex Head Cap Screw, $\frac{1}{2}$ "-13 x 4 $\frac{1}{2}$ "
20	G10107	7	Lock Nut, $\frac{5}{8}$ "-11
21	G11391	9	Flat Washer, $\frac{5}{8}$ " SAE
22	GD16598	2	U-Bolt, 4" x 7" x $\frac{5}{8}$ "-11
23	G10010	2	Hex Head Cap Screw, $\frac{5}{8}$ "-11 x 3"
24	GD12677	1	Washer, 1 $\frac{1}{2}$ " O.D., 7 Gauge (.1793"), Hardened
25	G10011	1	Hex Head Cap Screw, $\frac{5}{8}$ "-11 x 5 $\frac{1}{2}$ "
26	G10002	6	Hex Head Cap Screw, $\frac{3}{8}$ "-16 x $\frac{3}{4}$ "
27	G10991	2	Hex Head Cap Screw, $\frac{5}{16}$ "-18 x $\frac{7}{8}$ "
28	G10232	2	Lock Washer, $\frac{5}{16}$ "
29	G11386	6	Flat Washer, $\frac{5}{16}$ " SAE
30	G10306	3	Carriage Bolt, $\frac{3}{8}$ "-16 x 2"
31	G10108	4	Lock Nut, $\frac{3}{8}$ "-16
33	G10047	1	Hex Head Cap Screw, $\frac{3}{8}$ "-16 x 1 $\frac{3}{4}$ "
34	G11387	2	Flat Washer, $\frac{3}{8}$ " SAE

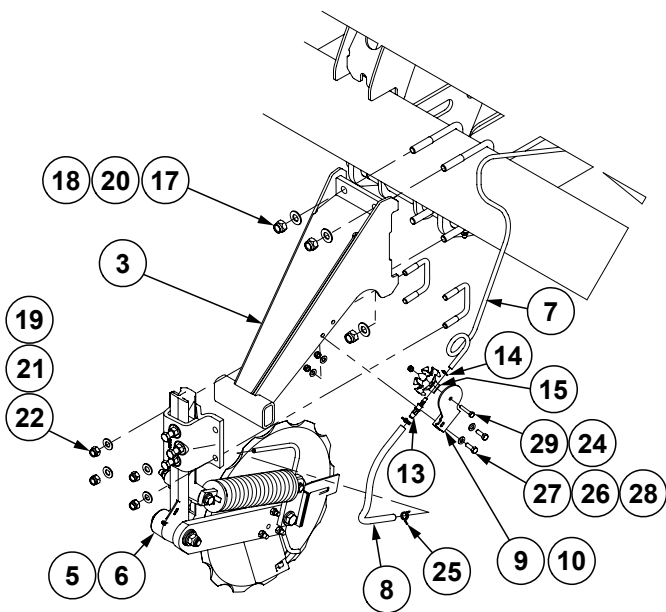
**Standard W/T-Bolt Mounting Hardware**  
(R.H. Shown)



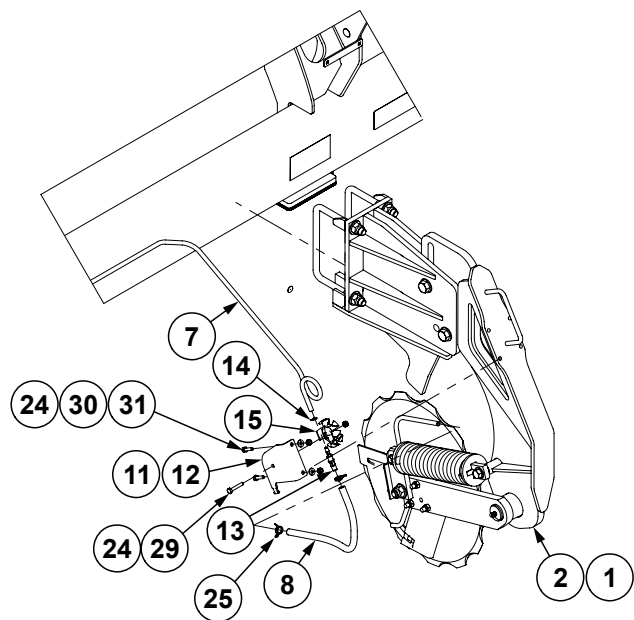
**Wide (Wing Hinge)**  
(L.H. Shown)



**Standard W/U-Bolt Mounting Hardware**  
(L.H. Shown)

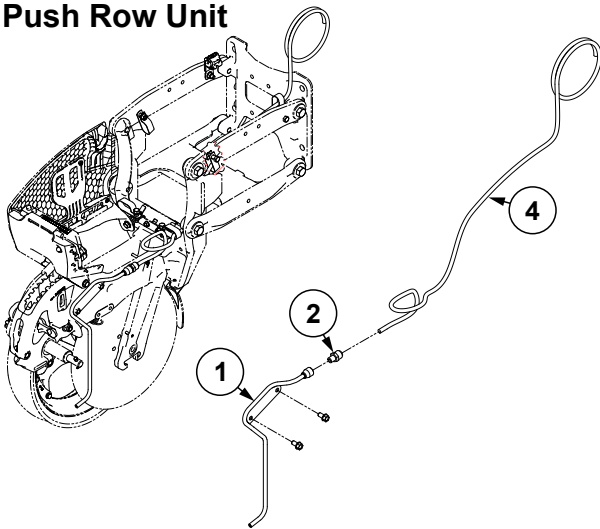


**Narrow**  
(R.H. Shown)



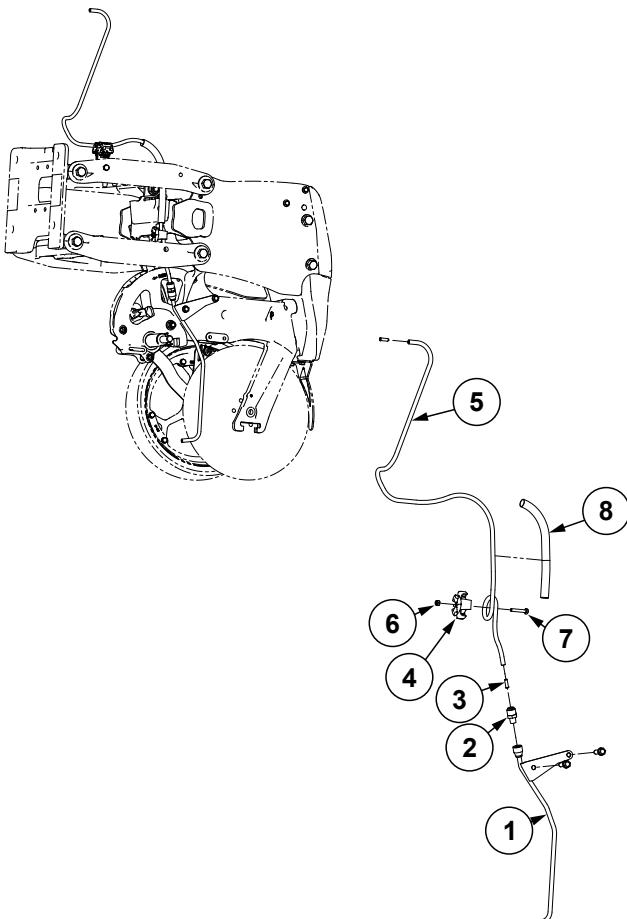
ITEM	PART NO.	QTY.	DESCRIPTION
1	---	---	<a href="#">See "Narrow Notched Single Disc Fertilizer Opener" on page P268</a>
2	---	---	<a href="#">See "Narrow Notched Single Disc Fertilizer Opener" on page P268</a>
3	G10953001	12	Opener Mount
4	G10953501	2	Opener Mount
5	---	---	<a href="#">See "Standard Notched Single Disc Fertilizer Opener" on page P266</a>
6	---	---	<a href="#">See "Standard Notched Single Disc Fertilizer Opener" on page P266</a>
7	G10609022	1	Black Tubing, 3/8" O.D. x 152'
8	GD6279-04	16	Clear Plastic Tubing, 9/16" O.D. x 17"
9	G10960001	7	Loop Holder Bracket, R.H.
10	G10960101	7	Loop Holder Bracket, L.H.
11	G10960201	1	Loop Holder Bracket, R.H.
12	G10960301	1	Loop Holder Bracket, L.H.
13	G10960601	16	Adapter, 1/4" NPT To 3/8" Barb
14	G10960501	16	Hose Clamp, 3/8"
15	G10944501	16	Air Lock Loop Holder, 3/8" O.D.
16	GA9105	2	T-Bolt, 5/8"-11 x 6"
17	G10107	56	Lock Nut, 5/8"-11
18	GD16598	24	U-Bolt, 4" x 7" x 5/8"-11
19	G11389	56	Flat Washer, 1/2" Plated SAE
20	G11391	56	Flat Washer, 5/8" SAE
21	GD13287	28	U-Bolt, 1 1/2" x 2 1/2" x 1/2"-13
22	G10111	56	Lock Nut, 1/2"-13
23	GA13587	6	T-Bolt, 5/8"-11 x 5"
24	G10110	20	Lock Nut, 1/4"-20, Grade B
25	GD28785	32	Hose Clamp, 5/8"
26	G11386	56	Flat Washer, 5/16" SAE
27	G10019	28	Hex Head Cap Screw, 5/16"-18 x 1"
28	G10109	28	Lock Nut, 5/16"-18, Grade 8
29	G10021	16	Hex Head Cap Screw, 1/4"-20 x 1 1/2"
30	G11385	4	Flat Washer, 1/4" SAE
31	G10064	4	Hex Head Cap Screw, 1/4"-20 x 1"

**Push Row Unit**



ITEM	PART NO.	QTY.	DESCRIPTION
1	G10724201	1	Fertilizer Drop Tube, Pull Row Unit
2	GD29625	1	Connector, 1/4" NPT x 3/8"
3	---	---	---
4	G10609014	1	Black Tubing, 3/8" O.D. x .065W x 60"

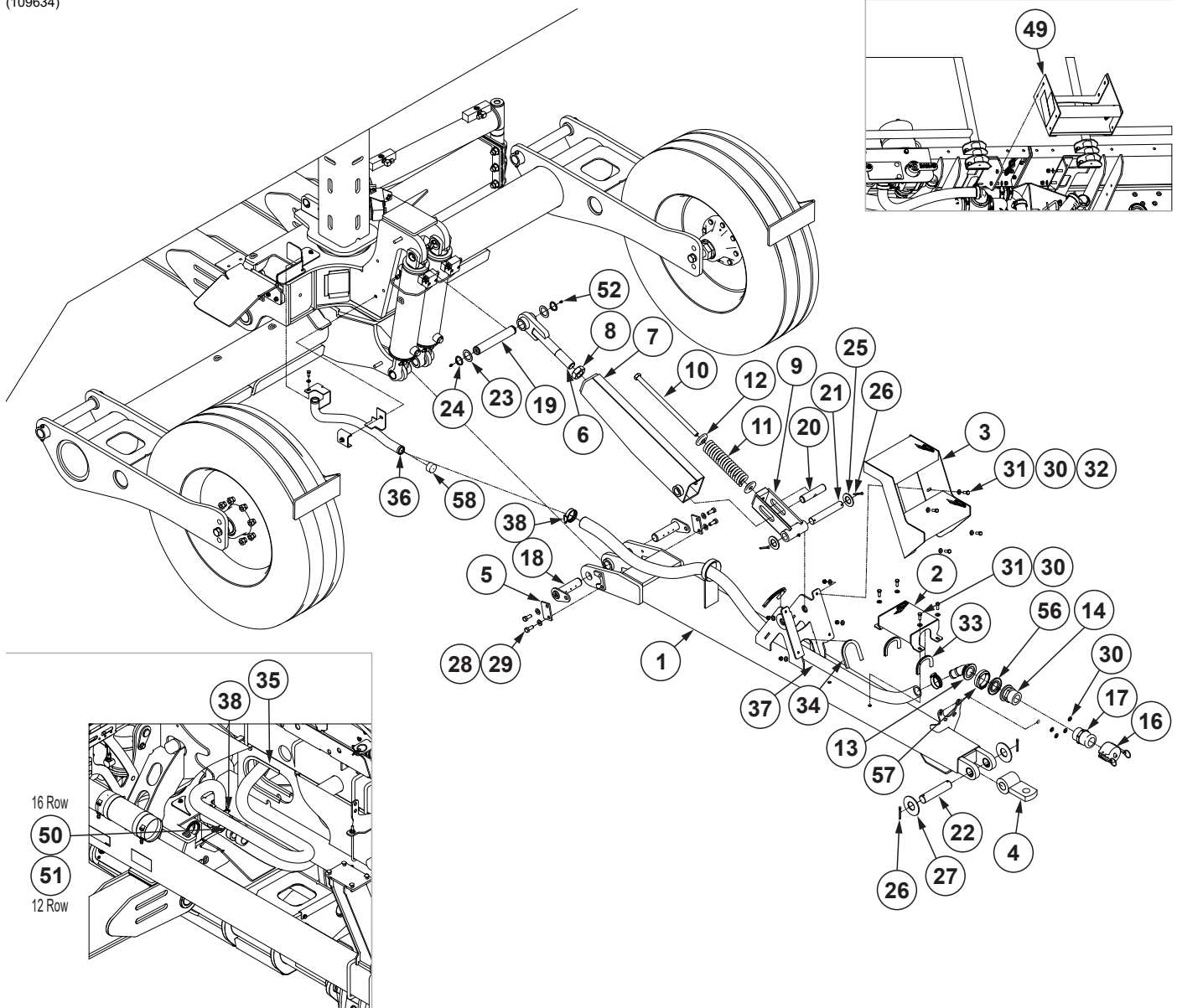
**Pull Row Unit**



ITEM	PART NO.	QTY.	DESCRIPTION
1	G10724101	1	Fertilizer Drop Tube, Push Row Unit
2	GD29625	1	Connector, 1/4" NPT x 3/8"
3	GD29709	2	Support Tube
4	G10944501	1	Fertilizer Air Lock Loop Holder, 3/8" O.D.
5	G10609007	1	Black Tubing, 3/8" O.D. x 20"
6	G10110	1	Lock Nut, 1/4"-20, Grade B
7	G10021	1	Hex Head Cap Screw, 1/4"-20 x 1 1/2"
8	G10615003	1	Hose Wrap, 0.67" I.D. x 10"

**This page left blank intentionally.**

(109634)

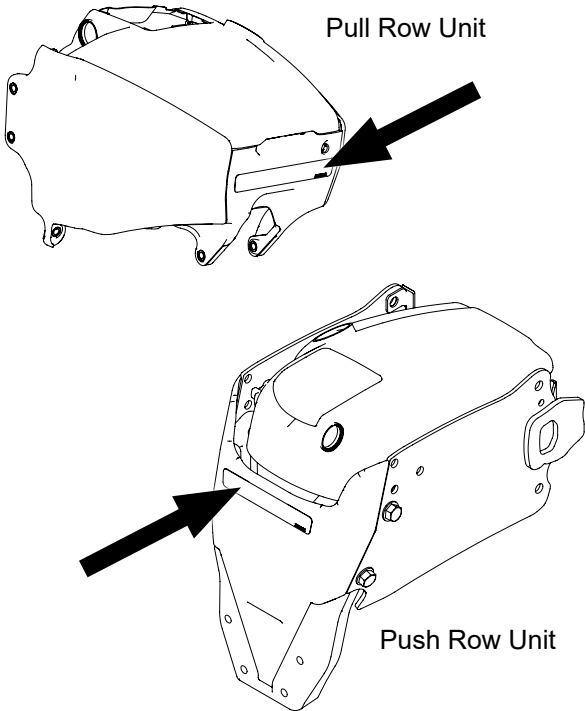

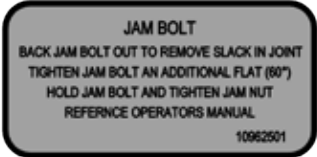



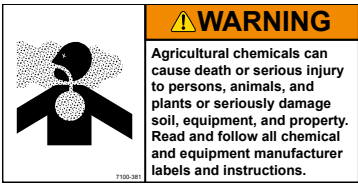
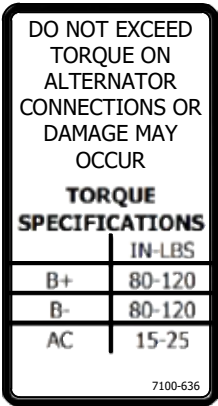
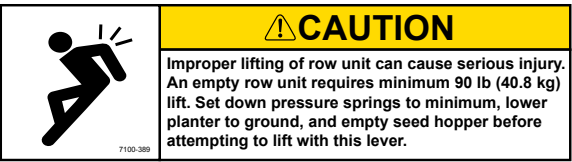


ITEM	PART NO.	QTY.	DESCRIPTION
1	G10963901	1	Rear Trailer Hitch
2	G10612301	1	Hitch Step
3	G10968501	1	Catwalk Ladder
4	GA14162	1	Clevis
5	G10965701	2	Rear Hitch Pin Retainer
6	G10968201	1	Adjustable Link
7	GA14167	1	Top Link
8	G10087	1	Hex Jam Nut, 1½"-12, Grade 2
9	G10508601	1	Slide Link
10	GD7907	1	Special Bolt
11	GD10273	1	Compression Spring
12	GD34923	2	Spring Seat
13	G10779301	1	Elbow, 2" Flange x 1½" Hose Barb, 45°
14	GD26816	1	2" Flange x 2" Male Thread





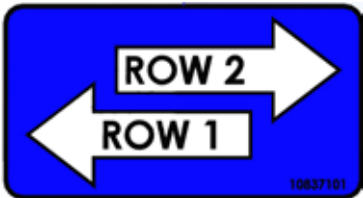
ITEM	PART NO.	QTY.	DESCRIPTION
15	GA2660	1	Shutoff Valve, 2" NPT
16	GD3951	1	Dust Cap, 2" Cam Lock
17	GD3623	1	Adapter, 2" Male NPT To Cam Lock
18	G10968701	2	Lower Trailer Hitch Pin
19	G10968801	1	Upper Trailer Hitch Pin
20	GD10296	1	Pin, 1¼" x 5½"
21	GD4230	1	Shaft
22	GD20166	1	Pin, 1½" x 6¾"
23	G10384501	2	Bushing, 1½" I.D. x 2¼" O.D., 18 Gauge (.0478")
24	G10784101	2	External Heavy Duty Retaining Ring
25	G11396	2	Flat Washer, 1¼"
26	G10460	4	Cotter Pin, ¼" x 2"
27	G11397	2	Flat Washer, 1½" SAE
28	G11389	4	Flat Washer, ½" Plated SAE
29	G10037	4	Hex Head Cap Screw, ½"-13 X 1¼"
30	G11387	24	Flat Washer, ⅜" SAE
31	G10001	12	Hex Head Cap Screw, ⅜"-16 x 1"
32	G10108	8	Lock Nut, ⅜"-16
33	G4425-04	2	Edge Molding, ⅜" x 6.250"
34	GD35413-10	2	Edge Trim Protection, ¼" x ½" x 10"
35	GD35414-20.5	2	Edge Trim Protection, ⅜" x ⅝" x 20½"
36	G10937501	1	Fertilizer Rear Hitch
37	G10616717	1	Hose, 2.1" O.D. x 1½" I.D. x 100"
38	G10829101	4	Heavy Duty Hose Clamp
39	G4200-24	1	Hose, 1¼" x 12'
40	G10616618	1	Hose, 2.6" O.D. x 2" I.D. x 37"
41	---	1	<a href="#">See "Auxiliary Valves Assembly. 16 Row" on page P228</a>
42	G10904501	1	Hose Retainer Bracket
43	G10904601	1	Hose Retainer Bracket
44	G10925801	1	Hose Retainer Bracket
45	GD26672	1	U-Bolt, 2" Diameter, ¼"-20
46	GD2558	1	Lynch Pin, ¼"
47	G11385	2	Flat Washer, ¼" SAE
48	G10110	2	Lock Nut, ¼"-20, Grade B
49	G10939301	1	Rear Ladder Assembly
50	G10616718	1	Hose, 2.1" O.D. x 1½" I.D. x 158"
51	G10616719	-	Hose, 2.1" O.D. x 1½" I.D. x 184"
52	G10640	2	Grease Fitting, ¼"-28
53	---	-	<a href="#">See "Auxiliary Tee Assembly. 12 Row" on page P227</a>
54	G11508	1	Tee, 2" Port Flange
55	G10473901	1	Adapter, 2" Flange x 1¼" Hose Barb, 90°
56	G10406701	3	2" Skirted Flange Gasket
57	G11468	3	Flange Clamp SS 75 Series
58	G11051301	1	Vinyl Cap, 1.5" I.D. x 1" (Red)

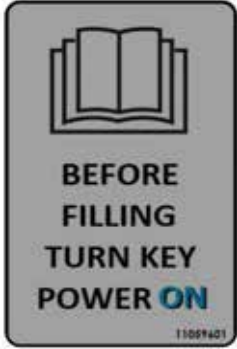
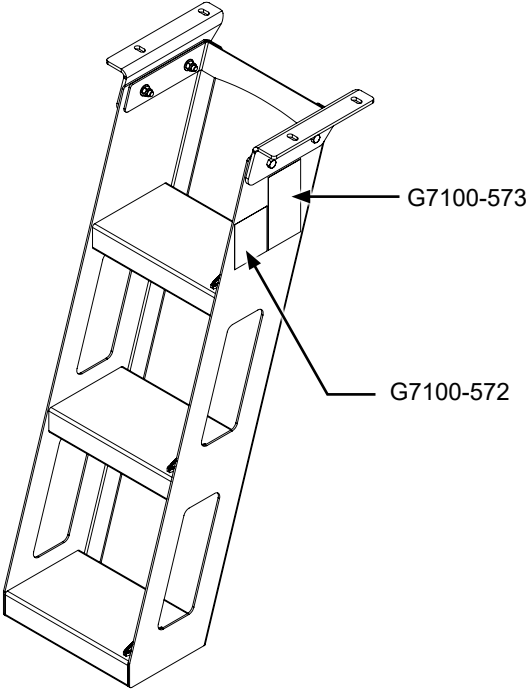

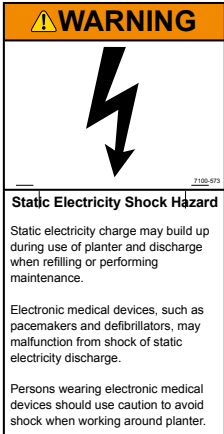
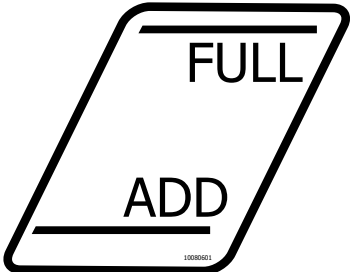
**This page left blank intentionally.**











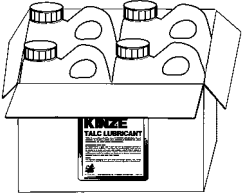
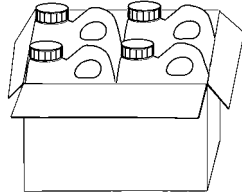





 <p>Pull Row Unit</p> <p>Push Row Unit</p>	<div style="border: 1px solid black; border-radius: 10px; padding: 5px; text-align: right;">106588</div> <p>Part No.: G10658801</p> <p>Description: 5000 Series Row Unit Reflective Decal, Amber</p> <p>Quantity: (6) 12 Row Pull Units - Rows 1, 3, 5, 7, 9, and 11                  (5) 12 Row Push Units - Rows 2, 4, 6, 8, and 10                  (8) 16 Row Pull Units - Rows 1, 3, 5, 7, 9, 11, 13, and 15                  (7) 16 Row Push Units - Rows 2, 4, 6, 8, 10, 12, and 14                  (1) Even-Row Unit</p>
 <p><b>WARNING</b></p> <p>Row marker can lower at any time and could cause death or serious injury.</p> <p>Stay away from row markers!</p> <p>Install safety lockup device when not in use.</p>	<p>Part No.: G7100-397</p> <p>Description: Decal, Warning</p> <p>Quantity: 2 (One on each side of marker arm)</p>
 <p>JAM BOLT</p> <p>BACK JAM BOLT OUT TO REMOVE SLACK IN JOINT</p> <p>TIGHTEN JAM BOLT AN ADDITIONAL FLAT (60°)</p> <p>HOLD JAM BOLT AND TIGHTEN JAM NUT</p> <p>REFERENCE OPERATORS MANUAL</p> <p>10962501</p>	<p>Part No.: G10962501</p> <p>Description: Decal, Marker Jam Bolt</p> <p>Quantity: 1</p>
	<p>Part No.: G7100-36</p> <p>Description: SMV Sign</p> <p>Quantity: 1</p>


	<p>Part No.: G7100-381                  Description: Decal, Warning                  Quantity: 1 (1 Per Row Unit - Located On Underside Of Granular Chemical Hopper Lid)</p>
	<p>Part No.: G7100-636                  Description: Decal, Do Not Exceed Torque                  Quantity: 1</p>
	<p>Part No.: G7100-389                  Description: Decal, Caution                  Quantity: 1 (Located On Interplant Push Row Unit Lift Lever)</p>
<p>◆ENSURE O-RING(S) ARE IN PLACE ON M12 CONNECTOR(S) (ETHERNET)                  ◆ENSURE THAT M12 CONNECTOR(S) ARE TORQUED TO 0.7 Nm</p>	<p>Part No.: G7100-616                  Description: Decal, IPN/IPR</p>
2O (5 kPa). Higher pressure can cause seed bridging." data-bbox="119 561 426 633"/>	<p>Part No.: G7100-376                  Description: Decal, Notice Bulk Fill Pressure                  Quantity: 2 (on each Bulk Fill Tank Lid)</p>
	<p>Part No.: G10822801                  Description: Decal, PCW Wing                  Quantity: 1</p>
	<p>Part No.: G10822701                  Description: Decal, PCW Center                  Quantity: 1</p>

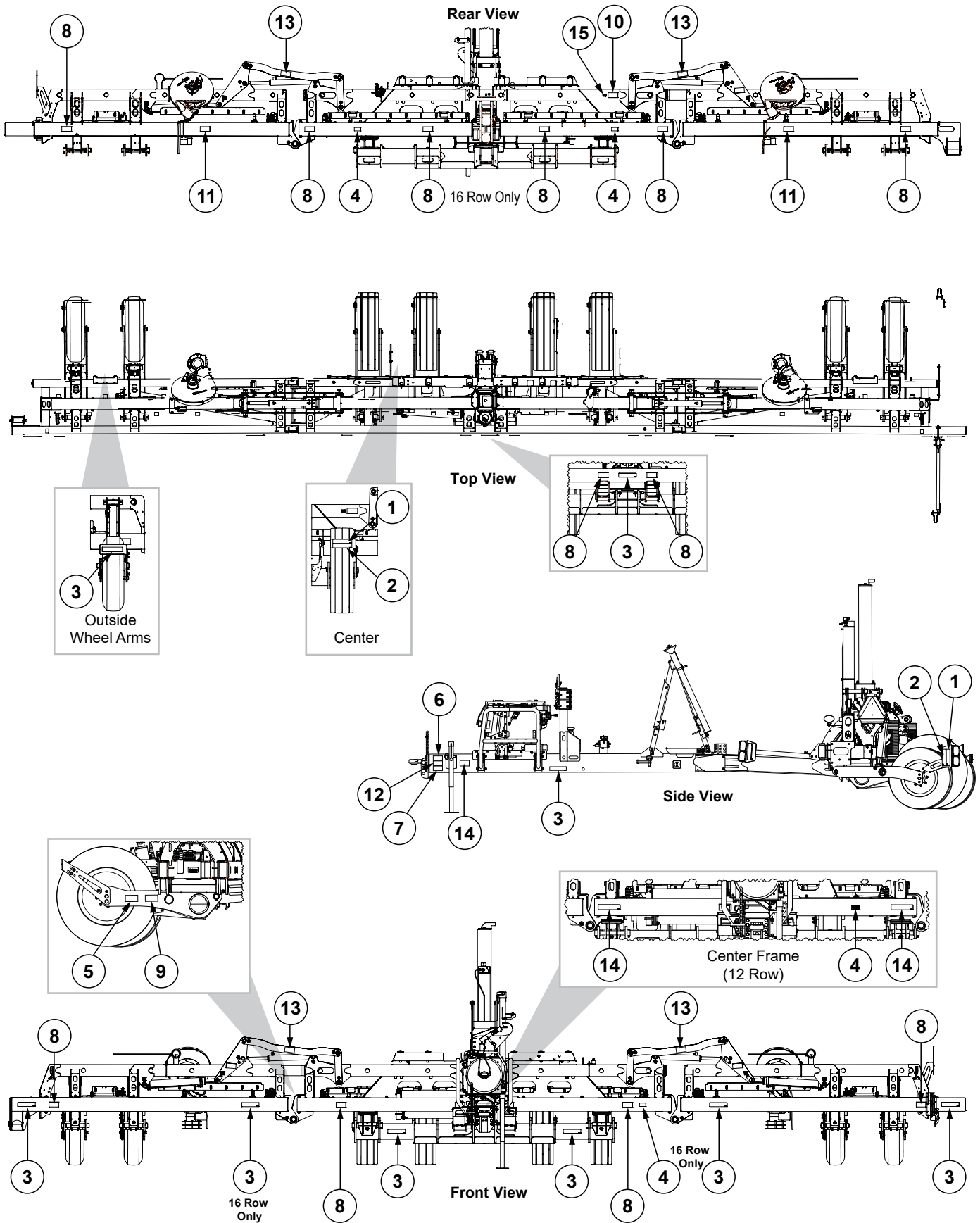
	<p>Part No.: G10822601                  Description: Decal, PDP                  Quantity: 1</p>
	<p>Part No.: G10972901                  Description: Decal, Air Pressure Gauge Controls                  Quantity: 1</p>
	<p>Part No.: G10806901                  Description: Decal, Fertilizer Auxiliary Valves                  Quantity: 1</p>
	<p>Part No.: G10919701                  Description: Decal, Fertilizer Auxiliary Valves                  Quantity: 1</p>
	<p>Part No.: G10837101                  Description: Decal, Fertilizer Manifold (Rows 1 and 2)</p>
	<p>Part No.: G10837102                  Description: Decal, Fertilizer Manifold (Rows 3 and 4)</p>
	<p>Part No.: G10837103                  Description: Decal, Fertilizer Manifold (Rows 5 and 6)</p>
	<p>Part No.: G10837104                  Description: Decal, Fertilizer Manifold (Rows 7 and 8)</p>
	<p>Part No.: G10837105                  Description: Decal, Fertilizer Manifold (Rows 9 and 10)</p>
	<p>Part No.: G10837106                  Description: Decal, Fertilizer Manifold (Rows 11 and 12)</p>
	<p>Part No.: G10837107                  Description: Decal, Fertilizer Manifold (Rows 13 and 14)</p>
	<p>Part No.: G10837108                  Description: Decal, Fertilizer Manifold (Rows 15 and 16)</p>

 <p>A rectangular decal with a grey background. At the top is an icon of an open book. Below the icon, the text reads "BEFORE FILLING TURN KEY POWER ON" in bold, black, sans-serif font. The word "ON" is highlighted in blue. At the bottom right corner, the part number "11059601" is printed in small text.</p>	<p>Part No.: G11059601                  Description: Decal, Turn Key Power On                  Quantity: 1</p>
 <p>A technical line drawing of a three-step ladder. Two arrows point to specific locations on the ladder: one points to the top horizontal rail, labeled "G7100-573", and the other points to the side panel of the middle step, labeled "G7100-572".</p>	 <p>A warning decal with a yellow header containing a black triangle with an exclamation mark and the word "WARNING" in bold. Below the header is a black silhouette of a person falling backwards from a platform. At the bottom right, the part number "7100-572" is printed. Below the illustration, the text reads: "Falling from equipment can cause death or serious injury. Use three points of contact when working on equipment. Never ride on equipment!"</p> <p>Part No.: G7100-572                  Description: Decal, Warning                  Quantity: 1</p>
 <p>A warning decal with a yellow header containing a black triangle with an exclamation mark and the word "WARNING" in bold. Below the header is a black lightning bolt symbol with a downward-pointing arrow. At the bottom right, the part number "7100-573" is printed. Below the illustration, the text reads: "Static Electricity Shock Hazard. Static electricity charge may build up during use of planter and discharge when refilling or performing maintenance. Electronic medical devices, such as pacemakers and defibrillators, may malfunction from shock of static electricity discharge. Persons wearing electronic medical devices should use caution to avoid shock when working around planter."</p> <p>Part No.: G7100-573                  Description: Decal, Static Shock                  Quantity: 2 (Located on each side of stair)</p>	
 <p>A rectangular decal with a black border. The word "FULL" is at the top and "ADD" is at the bottom, both in bold, black, sans-serif font. At the bottom right corner, the part number "10080601" is printed in small text.</p>	<p>Part No.: G10080601                  Description: Decal, Tank Level                  Quantity: 1</p>



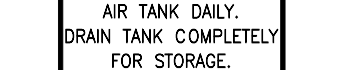


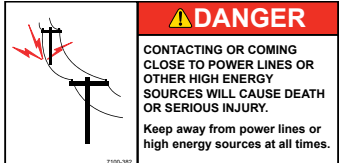
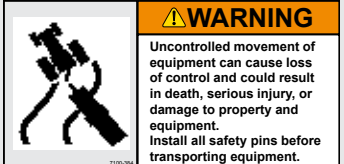
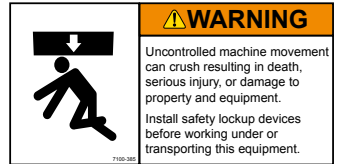

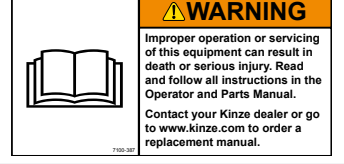
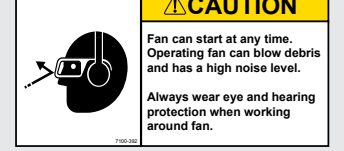
	<p>Part No.: GD1512 Description: Tie Strap, 7½"</p> <p>Part No.: GD2117 Description: Tie Strap, 14½"</p> <p>Part No.: GD2984 Description: Tie Strap, 34"</p>
	<p>Part No.: G7100-111 Description: Decal, Oil Daily</p>
	<p>Part No.: G7100-116 Description: Decal, Grease Daily</p>
	<p>Part No.: G7100-110 Description: Decal, Grease Weekly</p>
	<p>Part No.: G7100-277 Description: Decal, Grease Annually</p>
	<p>Part No.: G10946501 Description: Decal, Oil Weekly</p>
	<p>Part No.: GR2127MPP Description: Blue Paint, Twelve Aerosol Cans</p>
	<p>Part No.: GR0146MPP Description: Powdered Graphite, Twenty-Four 1 Pound Containers</p> <p>Part No.: GR2335 Description: Powdered Graphite, 40 Pound Container</p>

	<p>Part No.: GR1570MPP Description: Talc Lubricant, Four 8 Pound Containers</p> <p>Part No.: GR2334 Description: Talc Lubricant, 40 Pound Container</p>
	<p>Part No.: GR1842MPP Description: Graphite Lubricant, Four 5 Pound Containers</p>
	<p>Part No.: GR2240MPP Description: Talc/Graphite Blend (80 Talc/20 Graphite), Four 8 Pound Containers</p>
	<p>Part No.: GR2241MPP Description: Dispensing Cap, 10/Package</p>
	<p>Part No.: G10584301 Description: Decal, 12" Kinze Logo Quantity: 2 (On Each Side of Oil Reservoir)</p>
	<p>Part No.: G10768901 Description: Kinze Man Decal Quantity: 2 (1 On Each Side of Hitch)</p>
	<p>Part No.: G10584201 Description: Decal, Kinze 5670 Quantity: 2 (1 On Each Side of Hitch)</p>




	<p>Part No.: GM0322-01 Description: Operator Manual, Model 5670</p> <p>Part No.: GM0322-02 Description: Parts Manual, Model 5670</p> <p>Part No.: GPR1094 Description: Binder (Contact Kinze Parts To Order)</p>
---	--





ITEM	PART NO.		QTY.	DESCRIPTION
1	G7100-557		6	Reflective Decal, Red, 2" x 9" Rectangular
2	G7100-559		6	Reflective Decal, Orange, 2" x 9" Rectangular
3	G7100-558		11	Reflective Decal, Amber, 2" x 9", Rectangular
4	G7100-352		3	Decal, Tank Drain
5	G7100-370		2	Decal, Warning
6	G7100-382		1	Decal, Danger
7	G7100-384		1	Decal, Warning
8	G7100-385		12	Decal, Warning
9	G7100-386		2	Decal, Warning
10	G7100-387		1	Decal, Warning
11	G7100-392		2	Decal, Caution

(Continued on Following Page.)

ITEM	PART NO.		QTY.	DESCRIPTION
12	G7100-393	 <p><b>⚠ WARNING</b> Loss of control can cause death or serious injury, or damage to property and equipment. Tow only with farm tractor weight rated and configured for this equipment. Use safety chains and transport as specified in the Operator and Parts Manual.</p>	1	Decal, Warning
13	G7100-400	 <p><b>⚠ WARNING</b> Transporting planter with hoppers over half full or unevenly loaded can cause loss of control and could result in death, serious injury, or damage to property and equipment. Properly load planter when transporting. Be aware of extra transport weight, and road conditions and limits.</p>	4	Decal, Warning
14	G7100-484		1	Decal, American Flag
15	G7100-498		1	Decal, Patent

# Numerical Index

M0322-02

Model 5670

Part No.	Page	Part No.	Page	Part No.	Page	Part No.	Page
*10058801	P174	*A15096-16	P241	*A25691-140	P148	*A26659-70	P144
*10205301	P185	*A15096-17	P144	*A25691-142	P148	*A26659-70	P148
*10205401	P185	*A15096-24	P152	*A25691-142	P148	*A26659-92	P152
*10205701	P185	*A15096-24	P235	*A25691-201	P144	*A27061-13	P61
*10205901	P185	*A15096-35	P148	*A25691-201	P151	*A27062-16	P61
*10376501	P173	*A15096-39	P148	*A25691-222	P154	*A27200-20	P151
*10376701	P173	*A18630-135	P144	*A25691-224	P148	*A27200-20	P154
*10376701	P175	*A18630-142	P151	*A25691-23	P151	*A27200-21	P144
*10430802	P173	*A18630-144	P148	*A25691-23	P154	*A27200-21	P148
*10430802	P175	*A18630-192	P154	*A25691-27	P152	*A27200-46	P148
*10983501	P185	*A18630-206	P154	*A25691-30	P152	*A27207-62	P152
*10992301	P185	*A18630-208	P151	*A25691-30	P155	*A27207-62	P155
*A11481-139	P151	*A18630-28	P151	*A25691-48	P148	*A27208-18	P25
*A11481-144	P151	*A18630-28	P154	*A25691-63	P144	*A27208-18	P35
*A11481-146	P148	*A18645-18	P151	*A25691-68	P144	*A27209-124	P152
*A11481-198	P144	*A18645-43	P154	*A25691-70	P151	*A27209-179	P155
*A11481-198	P154	*A18667-63	P151	*A25691-76	P154	*A27211-59	P154
*A11481-202	P151	*A18671-20	P155	*A25691-81	P144	*A27230-134	P154
*A11481-205	P154	*A18685-42	P35	*A25692-128	P151	*A27295-101	P86
*A11481-210	P154	*A18685-42	P155	*A25692-182	P154	*A27295-102	P89
*A11481-211	P148	*A18685-73	P152	*A25692-27	P154	*A27295-104	P89
*A11481-212	P151	*A18685-73	P235	*A25692-66	P144	*A27295-105	P86
*A11481-226	P151	*A18685-77	P155	*A25692-93	P148	*A27295-106	P89
*A11481-228	P154	*A18685-77	P241	*A25696-136	P151	*A27295-110	P89
*A11481-27	P151	*A18687-109	P152	*A25696-136	P154	*A27295-112	P87
*A11481-27	P154	*A18692-163	P148	*A25696-140	P151	*A27295-118	P87
*A11481-32	P152	*A18692-175	P144	*A25696-193	P154	*A27295-128	P86
*A11481-32	P155	*A18697-16	P155	*A25696-50	P144	*A27295-133	P88
*A11481-54	P154	*A21530-20	P144	*A25696-50	P148	*A27295-138	P86
*A11481-76	P144	*A21530-20	P148	*A25696-60	P148	*A27295-140	P89
*A11485-142	P151	*A21530-79	P151	*A25699-65	P155	*A27295-141	P88
*A11485-145	P151	*A21539-38	P35	*A25699-65	P241	*A27295-142	P87
*A11485-198	P154	*A21539-38	P155	*A25701-14	P152	*A27295-143	P87
*A11485-204	P151	*A21544-141	P144	*A25704-109	P144	*A27295-143	P88
*A11485-210	P154	*A21544-141	P148	*A25704-125	P144	*A27295-145	P89
*A11485-227	P154	*A21545-163	P148	*A25704-138	P148	*A27295-158	P86
*A11485-232	P151	*A21545-175	P144	*A25704-160	P148	*A27295-168	P89
*A11485-56	P154	*A21554-25	P151	*A25704-73	P144	*A27295-172	P86
*A12992-162	P151	*A21556-33	P154	*A25704-86	P148	*A27295-172	P89
*A12992-162	P154	*A24016	P165	*A25705-62	P152	*A27295-175	P87
*A15032-36	P144	*A24016	P181	*A25705-62	P155	*A27295-176	P87
*A15032-36	P148	*A24037	P173	*A25709-124	P152	*A27295-181	P86
*A15032-58	P148	*A24037	P174	*A25709-179	P155	*A27295-184	P87
*A15035-142	P148	*A24473	P183	*A25978-111	P152	*A27295-185	P86
*A15035-68	P144	*A25487-20	P155	*A26168	P182	*A27295-185	P88
*A15081-46	P148	*A25504-57	P152	*A26334	P175	*A27295-195	P89
*A15081-50	P148	*A25504-57	P235	*A26659-117	P155	*A27295-200	P89
*A15081-62	P144	*A25691-125	P144	*A26659-126	P144	*A27295-205	P88
*A15081-66	P144	*A25691-125	P148	*A26659-185	P148	*A27295-206	P88
*A15092-54	P144	*A25691-130	P144	*A26659-32	P152	*A27295-225	P89
*A15092-56	P148	*A25691-130	P148	*A26659-34	P152	*A27295-228	P89
*A15096-16	P155	*A25691-136	P148	*A26659-66	P155	*A27295-232	P88

Part No.	Page	Part No.	Page	Part No.	Page	Part No.	Page
*A27295-236	P88	*D12202	P165	*D36495-37	P71	G10005	P57
*A27295-237	P89	*D12202	P181	*D36495-38	P71	G10005	P101
*A27295-54	P86	*D12203	P165	*D36495-40	P71	G10006	P112
*A27295-63	P86	*D12203	P181	*D36495-42	P71	G10007	P101
*A27295-65	P87	*D12204	P181	*D36495-46	P71	G10007	P112
*A27295-70	P87	*D12204	P184	*D37076	P179	G10007	P113
*A27295-71	P86	*D12206	P163	*D6279-05	P69	G10008	P112
*A27295-71	P88	*D12206	P165	*D6279-06	P78	G10009	P112
*A27295-74	P87	*D12206	P182	*D6279-07	P157	G10010	P4
*A27295-78	P86	*D12210	P183	*R2365	P17	G10010	P33
*A27295-80	P89	*D12212	P163	*R2366	P17	G10010	P57
*A27295-81	P88	*D12213	P163	*R2367	P17	G10010	P269
*A27295-82	P89	*D12213	P183	700-01426	P1	G10011	P104
*A27295-84	P87	*D12214	P183	700-01426	P53	G10011	P267
*A27295-85	P89	*D12216	P175	A13937	P181	G10011	P269
*A27500-18	P151	*D12219	P175	A13953	P181	G10013	P29
*A27500-18	P154	*D12221	P173	G10001	P78	G10013	P30
*A27501-112	P144	*D12221	P174	G10001	P104	G10013201	P211
*A27501-160	P148	*D12222	P173	G10001	P126	G10014	P78
*A27501-76	P144	*D12222	P174	G10001	P157	G10014	P112
*A27501-86	P148	*D12231	P182	G10001	P217	G10014	P133
*A7679-15	P15	*D12232	P182	G10001	P219	G10014	P136
*A7679-15	P61	*D12237	P174	G10001	P221	G10014	P207
*A7679-18	P61	*D12237	P175	G10001	P226	G10017	P43
*A7682-16	P144	*D12240	P173	G10001	P235	G10017	P78
*A7682-16	P148	*D12240	P175	G10001	P240	G10017	P267
*A7684-165	P151	*D12245	P182	G10001	P249	G10017201	P91
*A7684-165	P154	*D12251	P183	G10001	P250	G10017301	P91
*A7685-60	P152	*D12252	P163	G10001	P275	G10018801	P4
*A7685-65	P35	*D12252	P165	G10002	P17	G10018801	P56
*A7685-65	P155	*D12252	P182	G10002	P27	G10019	P5
*A7697-16	P144	*D12253	P174	G10002	P47	G10019	P36
*A7697-16	P148	*D12253	P181	G10002	P214	G10019	P57
*A7698-14	P151	*D12258	P184	G10002	P267	G10019	P139
*A7698-14	P154	*D12259	P184	G10002	P269	G10019	P271
*D10207	P183	*D12260	P184	G10002701	P99	G10019401	P191
*D12003	P175	*D12261	P184	G10003	P4	G10019401	P192
*D12012	P183	*D12264	P179	G10003	P57	G10020	P13
*D12047	P165	*D12276	P184	G10003	P116	G10020	P19
*D12047	P181	*D13399	P184	G10003	P116	G10020	P99
*D12055	P163	*D23386	P174	G10003	P133	G10020	P172
*D12088	P182	*D23424	P163	G10003	P136	G10021	P271
*D12103	P165	*D23424	P165	G10004	P5	G10021	P272
*D12103	P182	*D29649	P174	G10004	P22	G10022	P57
*D12104	P174	*D29649	P175	G10004	P33	G10022	P165
*D12104	P181	*D30399	P163	G10004	P58	G10022501	P129
*D12106	P173	*D30399	P165	G10004	P78	G10023	P36
*D12106	P175	*D36495-30	P71	G10004	P82	G10023	P104
*D12135	P173	*D36495-32	P71	G10004	P157	G10023	P211
*D12137	P179	*D36495-34	P71	G10004	P217	G10025	P269
*D12200	P174	*D36495-35	P71	G10004	P219	G10026	P33
*D12200	P181	*D36495-36	P71	G10005	P4	G10026	P111

# Numerical Index

M0322-02

Model 5670

Part No.	Page	Part No.	Page	Part No.	Page	Part No.	Page
G10027	P125	G10049	P177	G10102301	P67	G10108	P157
G10028601	P7	G10049	P179	G10104	P115	G10108	P214
G10033	P136	G10049201	P172	G10105	P115	G10108	P217
G10035	P22	G10051001	P82	G10105	P132	G10108	P219
G10035	P23	G10051001	P177	G10105	P135	G10108	P222
G10035	P58	G10051001	P179	G10106	P119	G10108	P226
G10035	P59	G10053801	P195	G10106	P121	G10108	P234
G10035401	P122	G10055	P14	G10106	P132	G10108	P240
G10035401	P129	G10057	P82	G10106	P135	G10108	P249
G10035501	P122	G10057501	P95	G10107	P5	G10108	P250
G10035901	P1	G10061	P136	G10107	P5	G10108	P251
G10035901	P53	G10061	P265	G10107	P29	G10108	P253
G10035901	P57	G10062	P129	G10107	P30	G10108	P269
G10036	P31	G10063	P69	G10107	P31	G10108	P275
G10036	P108	G10064	P29	G10107	P78	G10108501	P69
G10037	P14	G10064	P234	G10107	P82	G10109	P23
G10037	P41	G10064	P271	G10107	P104	G10109	P33
G10037	P63	G10066901	P217	G10107	P108	G10109	P36
G10037	P234	G10066901	P219	G10107	P112	G10109	P59
G10037	P240	G10071	P115	G10107	P113	G10109	P108
G10037	P275	G10071	P207	G10107	P119	G10109	P139
G10038	P14	G10075001	P67	G10107	P121	G10109	P158
G10039	P31	G10080501	P151	G10107	P132	G10109	P267
G10039	P41	G10080501	P154	G10107	P135	G10109	P271
G10039	P217	G10080501	P157	G10107	P221	G10109101	P95
G10039	P219	G10086601	P161	G10107	P241	G10109601	P189
G10040	P61	G10086901	P161	G10107	P267	G10110	P17
G10040	P157	G10087	P274	G10107	P269	G10110	P27
G10041	P33	G10087001	P161	G10107	P271	G10110	P36
G10041501	P69	G10087601	P196	G10108	P5	G10110	P61
G10042	P111	G10088001	P161	G10108	P13	G10110	P109
G10043	P126	G10088301	P226	G10108	P17	G10110	P119
G10043	P129	G10089801	P157	G10108	P19	G10110	P121
G10043	P130	G10090401	P4	G10108	P36	G10110	P132
G10043	P157	G10090401	P56	G10108	P45	G10110	P135
G10045	P133	G10095105	P170	G10108	P66	G10110	P139
G10045	P136	G10098201	P196	G10108	P69	G10110	P157
G10045	P139	G10098301	P157	G10108	P78	G10110	P213
G10045	P217	G10098401	P157	G10108	P82	G10110	P226
G10045	P269	G10101	P174	G10108	P99	G10110	P234
G10046	P267	G10101	P175	G10108	P108	G10110	P240
G10047	P113	G10101	P177	G10108	P112	G10110	P242
G10047	P267	G10101	P179	G10108	P113	G10110	P249
G10047	P269	G10101	P213	G10108	P115	G10110	P250
G10048	P125	G10101	P215	G10108	P116	G10110	P251
G10048	P133	G10102	P44	G10108	P116	G10110	P253
G10048	P136	G10102	P45	G10108	P119	G10110	P265
G10049	P121	G10102	P133	G10108	P121	G10110	P271
G10049	P132	G10102	P136	G10108	P125	G10110	P272
G10049	P136	G10102	P139	G10108	P129	G10110	P275
G10049	P174	G10102	P139	G10108	P133	G10111	P4
G10049	P175	G10102	P267	G10108	P136	G10111	P13

Part No.	Page	Part No.	Page	Part No.	Page	Part No.	Page
G10111	P17	G10168	P136	G10227	P67	G10272601	P129
G10111	P19	G10168	P139	G10227	P85	G10272603	P129
G10111	P22	G10168	P139	G10228	P14	G10272701	P125
G10111	P23	G10169	P101	G10228	P14	G10277401	P125
G10111	P31	G10169501	P151	G10228	P63	G10279	P221
G10111	P35	G10169501	P154	G10228	P133	G10291901	P214
G10111	P41	G10169501	P206	G10228	P136	G10292	P115
G10111	P43	G10169601	P191	G10228	P139	G10292601	P214
G10111	P44	G10169601	P192	G10228	P139	G10297	P221
G10111	P57	G10169701	P195	G10228	P139	G10300401	P174
G10111	P58	G10171	P46	G10229	P22	G10300401	P175
G10111	P59	G10171	P95	G10229	P33	G10300401	P177
G10111	P63	G10186003	P234	G10229	P47	G10300401	P177
G10111	P69	G10186004	P240	G10229	P58	G10300401	P179
G10111	P78	G10188101	P25	G10229	P181	G10300401	P179
G10111	P104	G10190101	P85	G10229	P213	G10300401	P269
G10111	P119	G10192201	P151	G10229	P215	G10300402	P126
G10111	P121	G10192201	P154	G10230	P4	G10300403	P174
G10111	P125	G10192201	P157	G10230	P29	G10300403	P175
G10111	P129	G10192401	P151	G10230	P30	G10301	P82
G10111	P132	G10192401	P154	G10230	P57	G10301	P104
G10111	P136	G10192401	P157	G10230	P101	G10301	P226
G10111	P217	G10197301	P214	G10230	P101	G10301401	P91
G10111	P219	G10197701	P214	G10230	P112	G10302202	P157
G10111	P234	G10200302	P158	G10231	P111	G10302503	P95
G10111	P240	G10202501	P161	G10232	P157	G10303	P108
G10111	P267	G10203604	P172	G10232	P267	G10305	P13
G10111	P269	G10204001	P157	G10232	P269	G10305	P19
G10111	P271	G10205001	P185	G10234	P108	G10305	P78
G10112	P82	G10205101	P185	G10242601	P99	G10305	P82
G10112	P115	G10205201	P185	G10242801	P99	G10305	P104
G10112	P125	G10205801	P185	G10243	P47	G10305	P226
G10114001	P207	G10209	P57	G10243001	P211	G10305701	P132
G10118	P101	G10209	P109	G10251	P99	G10306	P267
G10129401	P95	G10209	P119	G10252	P172	G10306	P269
G10141901	P4	G10209	P121	G10252	P177	G10306201	P192
G10141901	P56	G10210	P85	G10252	P179	G10306301	P191
G10157	P101	G10210	P109	G10254701	P209	G10307	P66
G10157	P111	G10210	P113	G10254801	P209	G10307	P79
G10159	P119	G10210	P157	G10254901	P209	G10308	P227
G10159	P121	G10210	P214	G10257	P47	G10308	P228
G10159	P133	G10213501	P46	G10260	P49	G10310	P46
G10159	P136	G10213602	P49	G10261	P49	G10310	P61
G10162	P17	G10216	P23	G10263101	P158	G10310	P66
G10162	P67	G10216	P59	G10265701	P185	G10310	P108
G10162	P85	G10216	P119	G10267101	P99	G10310	P213
G10162	P119	G10216	P121	G10269201	P213	G10310	P234
G10162	P121	G10216	P129	G10269501	P186	G10310	P240
G10162	P234	G10217	P267	G10272501	P125	G10318901	P206
G10163901	P67	G10219	P197	G10272502	P125	G10322501	P4
G10164101	P85	G10219	P235	G10272503	P125	G10322501	P7
G10168	P133	G10219	P241	G10272504	P125	G10322501	P7

# Numerical Index

M0322-02

Model 5670

Part No.	Page	Part No.	Page	Part No.	Page	Part No.	Page
G10322501	P56	G10377301	P177	G10406701	P228	G10453201	P78
G10324	P183	G10377301	P179	G10406701	P249	G10453901	P78
G10325	P36	G10377801	P177	G10406701	P250	G10454001	P78
G10325	P78	G10378101	P177	G10406701	P254	G10454601	P79
G10325	P99	G10378101	P179	G10406701	P255	G10454701	P79
G10325	P108	G10378201	P177	G10406701	P275	G10454801	P159
G10325	P112	G10378201	P179	G10406801	P221	G10454901	P159
G10325	P119	G10378301	P177	G10406801	P222	G10456	P57
G10325	P121	G10378401	P177	G10406801	P234	G10457	P112
G10325	P125	G10378501	P177	G10406801	P240	G10460	P112
G10327701	P213	G10378501	P179	G10406801	P242	G10460	P119
G10328	P108	G10379201	P177	G10406801	P245	G10460	P121
G10328	P181	G10379401	P115	G10406801	P249	G10460	P133
G10330	P119	G10379401	P144	G10406801	P250	G10460	P136
G10330	P121	G10379401	P177	G10406801	P251	G10460	P275
G10330	P129	G10384501	P115	G10406801	P253	G10460301	P163
G10334801	P7	G10384501	P125	G10406801	P256	G10460601	P173
G10334901	P7	G10384501	P275	G10406801	P257	G10461001	P177
G10335001	P7	G10386801	P125	G10406801	P258	G10462201	P157
G10335101	P7	G10392101	P56	G10406801	P259	G10463301	P6
G10335201	P7	G10392301	P56	G10406801	P265	G10463501	P157
G10335501	P4	G10396601	P151	G10418	P119	G10463601	P157
G10335501	P56	G10396601	P154	G10418	P121	G10463701	P157
G10336	P108	G10396601	P157	G10418	P129	G10464101	P226
G10343301	P108	G10396701	P151	G10418802	P57	G10464101	P249
G10343401	P108	G10396701	P154	G10425201	P254	G10464101	P250
G10346501	P165	G10396701	P157	G10425201	P255	G10466101	P249
G10346601	P165	G10396801	P151	G10427101	P33	G10466101	P250
G10348	P82	G10396801	P154	G10434301	P263	G10467701	P14
G10348601	P4	G10396801	P157	G10434501	P256	G10468301	P189
G10348801	P56	G10397801	P4	G10434501	P257	G10471	P119
G10349601	P69	G10397801	P56	G10434901	P157	G10471	P121
G10353101	P112	G10398701	P256	G10435201	P158	G10471	P125
G10361901	P15	G10398701	P257	G10437901	P226	G10473901	P222
G10361901	P61	G10398801	P256	G10437901	P227	G10473901	P226
G10362001	P14	G10398801	P257	G10437901	P228	G10473901	P227
G10370101	P163	G10399401	P151	G10437901	P255	G10473901	P228
G10370401	P108	G10399401	P154	G10439801	P207	G10473901	P275
G10370401	P154	G10399401	P157	G10443	P57	G10475	P11
G10370401	P163	G10399501	P151	G10448	P119	G10475701	P1
G10370402	P108	G10399501	P154	G10448	P121	G10477101	P207
G10370402	P151	G10399501	P157	G10448	P129	G10477201	P207
G10370402	P163	G10401901	P256	G10450	P133	G10483101	P11
G10372901	P174	G10401901	P257	G10450	P136	G10483101	P12
G10372901	P175	G10404	P108	G10450	P267	G10483201	P11
G10374	P79	G10406601	P254	G10450	P269	G10483401	P11
G10374	P126	G10406601	P255	G10450101	P82	G10483901	P163
G10375201	P213	G10406701	P217	G10451	P15	G10485	P221
G10376301	P173	G10406701	P219	G10451	P61	G10485001	P125
G10376401	P173	G10406701	P222	G10451	P133	G10485002	P125
G10377301	P174	G10406701	P226	G10451	P136	G10485003	P125
G10377301	P175	G10406701	P227	G10451301	P82	G10485101	P125

Part No.	Page	Part No.	Page	Part No.	Page	Part No.	Page
G10486401	P125	G10510601	P206	G10547101	P119	G10566601	P78
G10486402	P125	G10510701	P207	G10547101	P121	G10566701	P78
G10486403	P125	G10511601	P235	G10547201	P108	G10567901	P4
G10486404	P125	G10511601	P240	G10547201	P121	G10567901	P56
G10486701	P125	G10513001	P263	G10548201	P119	G10570601	P158
G10487001	P125	G10513101	P263	G10548201	P121	G10578401	P35
G10487101	P125	G10514101	P261	G10548301	P108	G10578401	P63
G10487102	P125	G10522401	P132	G10548301	P121	G10578501	P41
G10487103	P125	G10522401	P135	G10548401	P66	G10578601	P41
G10487104	P125	G10522401	P182	G10548401	P79	G10578701	P43
G10487201	P125	G10522401	P183	G10549101	P126	G10578801	P41
G10487202	P132	G10522501	P246	G10549401	P115	G10578801	P43
G10488201	P125	G10522601	P132	G10552301	P151	G10578901	P43
G10488901	P99	G10522701	P132	G10552301	P154	G10579001	P21
G10492701	P158	G10523801	P15	G10552301	P158	G10579001	P41
G10494201	P11	G10523801	P61	G10552401	P151	G10579101	P41
G10495101	P91	G10523901	P22	G10552401	P154	G10581	P115
G10498101	P78	G10523901	P23	G10552401	P158	G10584301	P282
G10498401	P115	G10524201	P135	G10552501	P152	G10584701	P206
G10498402	P115	G10524501	P135	G10552501	P155	G10585	P125
G10498403	P115	G10528401	P135	G10552601	P144	G10585	P136
G10498404	P115	G10528401	P148	G10552601	P148	G10585601	P78
G10498501	P115	G10528401	P182	G10552701	P144	G10585701	P66
G10499201	P115	G10528501	P182	G10552701	P148	G10586001	P66
G10499301	P115	G10528701	P182	G10553201	P152	G10586401	P17
G10499302	P115	G10529	P95	G10553201	P155	G10590501	P261
G10499303	P115	G10529001	P135	G10553301	P144	G10596801	P165
G10499303	P115	G10529201	P135	G10553301	P148	G10596901	P165
G10500101	P132	G10529801	P135	G10553401	P144	G10597101	P108
G10500201	P133	G10531	P49	G10553401	P148	G10597101	P144
G10501001	P115	G10532101	P234	G10554501	P152	G10597101	P148
G10501101	P108	G10532101	P240	G10554501	P155	G10597101	P165
G10502901	P183	G10533601	P125	G10555001	P151	G10597901	P179
G10503	P33	G10536801	P217	G10555001	P154	G10598001	P179
G10503	P66	G10536901	P217	G10555001	P158	G10598101	P179
G10503	P108	G10536901	P219	G10556101	P234	G10598301	P115
G10503	P121	G10538401	P6	G10556101	P240	G10598301	P148
G10503	P133	G10538601	P5	G10556201	P261	G10598301	P179
G10503	P136	G10538601	P56	G10557301	P115	G10598401	P115
G10505701	P151	G10538701	P5	G10557301	P116	G10599	P45
G10505701	P154	G10538701	P56	G10557401	P115	G10599	P66
G10505701	P157	G10539301	P115	G10557401	P116	G10599	P78
G10506101	P22	G10539801	P115	G10560	P133	G10599	P82
G10506101	P58	G10539802	P115	G10560	P136	G10599	P104
G10506401	P20	G10539803	P115	G10562901	P119	G10599	P108
G10506401	P258	G10539804	P115	G10562901	P121	G10599	P234
G10506401	P259	G10543	P132	G10563501	P125	G10599	P241
G10508601	P274	G10543	P135	G10563601	P125	G10599201	P179
G10509901	P132	G10543301	P108	G10564301	P66	G10599901	P179
G10510201	P222	G10543501	P108	G10565101	P115	G10600001	P179
G10510201	P251	G10543601	P165	G10566201	P109	G10600301	P179
G10510201	P253	G10544	P139	G10566301	P17	G10600701	P207



# Numerical Index

M0322-02

Model 5670

Part No.	Page	Part No.	Page	Part No.	Page	Part No.	Page
G10603201	P174	G10616708	P234	G10636801	P253	G10689	P104
G10603601	P4	G10616709	P226	G10638	P27	G10689101	P135
G10603601	P56	G10616714	P241	G10640	P122	G10689102	P135
G10604301	P161	G10616717	P275	G10640	P126	G10689501	P135
G10605801	P21	G10616718	P275	G10640	P163	G10689502	P135
G10605901	P38	G10616719	P275	G10640	P173	G10693801	P122
G10606001	P44	G10617201	P173	G10640	P267	G10694601	P111
G10606001	P45	G10617301	P173	G10640	P275	G10696301	P136
G10606001	P152	G10618301	P221	G10643901	P56	G10699801	P175
G10606001	P155	G10618301	P258	G10645601	P8	G10700501	P132
G10606301	P13	G10618301	P259	G10645701	P8	G10700502	P132
G10606301	P21	G10620	P46	G10646201	P71	G10701201	P1
G10606301	P35	G10620	P69	G10646301	P4	G10701301	P8
G10606401	P41	G10621	P46	G10646301	P56	G10701401	P8
G10606501	P41	G10621	P85	G10646401	P4	G10701401	P50
G10606502	P41	G10621	P99	G10646401	P56	G10703501	P4
G10606801	P234	G10621	P211	G10646501	P4	G10703601	P4
G10606801	P240	G10622	P5	G10646501	P56	G10703701	P56
G10606801	P265	G10622	P27	G10646601	P1	G10703801	P56
G10607301	P66	G10622	P57	G10646601	P53	G10703901	P56
G10607401	P82	G10622	P221	G10649301	P37	G10704001	P23
G10607501	P82	G10623	P217	G10652801	P33	G10704001	P59
G10607601	P82	G10623	P219	G10652901	P33	G10704101	P22
G10608001	P66	G10629301	P179	G10657901	P13	G10704101	P58
G10608001	P79	G10629701	P251	G10657901	P19	G10704201	P22
G10608101	P66	G10629701	P253	G10657901	P258	G10704201	P58
G10608101	P78	G10629801	P251	G10658001	P21	G10704302	P6
G10608201	P66	G10629801	P253	G10658201	P57	G10704402	P6
G10608201	P78	G10629901	P251	G10658301	P57	G10704501	P136
G10608701	P245	G10629901	P253	G10658801	P277	G10710601	P1
G10609001	P21	G10631001	P56	G10659001	P4	G10710601	P53
G10609007	P272	G10631401	P165	G10665001	P11	G10716	P115
G10609009	P251	G10631801	P261	G10665101	P11	G10720001	P5
G10609009	P253	G10631901	P254	G10670	P46	G10720101	P5
G10609014	P272	G10631901	P255	G10671	P113	G10720201	P1
G10609022	P271	G10632101	P258	G10673	P221	G10720201	P53
G10609201	P41	G10632101	P259	G10674	P221	G10722	P139
G10611001	P261	G10633801	P119	G10676	P71	G10724101	P272
G10612301	P274	G10633801	P121	G10676	P217	G10724201	P272
G10613501	P227	G10635001	P4	G10676	P219	G10725	P139
G10613501	P228	G10635001	P22	G10676	P222	G10727	P221
G10614301	P11	G10635001	P23	G10676	P227	G10729601	P254
G10615003	P272	G10635001	P56	G10676	P228	G10729601	P255
G10615101	P213	G10635001	P58	G10676	P249	G10740	P221
G10615801	P122	G10635001	P59	G10676	P250	G10745301	P22
G10615801	P129	G10635101	P22	G10676	P251	G10745301	P23
G10616610	P235	G10635101	P58	G10676	P253	G10745301	P57
G10616610	P241	G10636	P31	G10681	P69	G10753	P66
G10616611	P217	G10636	P119	G10681	P78	G10761401	P167
G10616611	P219	G10636	P121	G10681	P157	G10761401	P169
G10616618	P226	G10636	P129	G10684401	P234	G10764	P104
G10616618	P275	G10636801	P251	G10684401	P240	G10764001	P263

Part No.	Page	Part No.	Page	Part No.	Page	Part No.	Page
G10764101	P263	G10780101	P219	G10814401	P261	G10837104	P279
G10765	P33	G10780101	P245	G10815901	P6	G10837105	P279
G10765	P112	G10780201	P234	G10816001	P13	G10837106	P279
G10767501	P111	G10780201	P240	G10819201	P135	G10837107	P279
G10767501	P148	G10780201	P245	G10819501	P132	G10837108	P279
G10767501	P181	G10780201	P265	G10819601	P135	G10837201	P174
G10767502	P111	G10780301	P161	G10819602	P135	G10837501	P194
G10767502	P144	G10780301	P186	G10819701	P132	G10837901	P144
G10767502	P181	G10780301	P194	G10822601	P13	G10839301	P167
G10768901	P282	G10780701	P4	G10822601	P279	G10839401	P181
G10770	P184	G10780801	P5	G10822701	P19	G10840304	P235
G10770201	P175	G10780801	P56	G10822701	P278	G10840304	P241
G10770401	P245	G10784101	P275	G10822801	P19	G10840305	P241
G10771701	P248	G10787801	P63	G10822801	P278	G10840901	P248
G10772302	P247	G10789701	P15	G10825001	P122	G10841701	P170
G10772501	P248	G10789701	P61	G10825401	P174	G10843101	P175
G10773002	P247	G10791801	P41	G10825501	P174	G10843701	P125
G10773101	P246	G10791901	P41	G10825801	P174	G10843701	P148
G10773801	P245	G10792001	P41	G10826001	P125	G10843701	P175
G10774601	P175	G10792101	P41	G10826001	P144	G10844	P133
G10776	P234	G10792201	P37	G10826001	P174	G10844	P136
G10776801	P21	G10792201	P38	G10826701	P144	G10844	P139
G10776801	P38	G10792301	P37	G10826701	P170	G10846901	P5
G10778201	P43	G10792301	P38	G10827701	P261	G10846901	P56
G10778301	P43	G10792401	P37	G10829	P207	G10847001	P5
G10778401	P41	G10792501	P37	G10829101	P221	G10847001	P56
G10779	P132	G10792601	P37	G10829101	P222	G10848501	P169
G10779	P135	G10792701	P38	G10829101	P226	G10848601	P169
G10779	P165	G10792801	P37	G10829101	P227	G10849101	P148
G10779	P269	G10792901	P21	G10829101	P228	G10849101	P171
G10779301	P254	G10792901	P38	G10829101	P234	G10849301	P148
G10779301	P274	G10793001	P41	G10829101	P240	G10855001	P111
G10779501	P14	G10793101	P43	G10829101	P242	G10855002	P111
G10779601	P14	G10793201	P41	G10829101	P245	G10856501	P221
G10779701	P221	G10793201	P43	G10829101	P249	G10857	P78
G10779701	P245	G10793301	P43	G10829101	P250	G10859801	P129
G10779801	P221	G10793401	P43	G10829101	P251	G10859803	P129
G10779801	P249	G10797801	P245	G10829101	P253	G10860001	P171
G10779801	P250	G10797801	P249	G10829101	P265	G10860601	P251
G10779801	P258	G10797801	P250	G10829101	P275	G10860801	P129
G10779801	P259	G10797801	P256	G10829307	P21	G10861001	P129
G10779901	P221	G10802601	P46	G10829407	P21	G10862	P133
G10779901	P234	G10803401	P17	G10829507	P21	G10862101	P217
G10779901	P240	G10804001	P246	G10832301	P248	G10862201	P217
G10779901	P245	G10804002	P246	G10832401	P248	G10862401	P227
G10779901	P251	G10804003	P246	G10832701	P248	G10862501	P226
G10779901	P253	G10804004	P246	G10833001	P245	G10866401	P228
G10779901	P256	G10804005	P246	G10833001	P247	G10869901	P111
G10779901	P257	G10806201	P19	G10833101	P248	G10869902	P111
G10779901	P258	G10806901	P228	G10837101	P279	G10871	P267
G10779901	P259	G10806901	P279	G10837102	P279	G10874	P136
G10780101	P217	G10813601	P13	G10837103	P279	G10878701	P115

# Numerical Index

M0322-02

Model 5670

Part No.	Page	Part No.	Page	Part No.	Page	Part No.	Page
G10878801	P115	G10895301	P104	G10907801	P79	G10918301	P108
G10879101	P245	G10895401	P104	G10908201	P82	G10918601	P108
G10879401	P119	G10895501	P104	G10908301	P82	G10918701	P197
G10879401	P121	G10895601	P104	G10908501	P82	G10918801	P197
G10879402	P119	G10896301	P104	G10909301	P82	G10919401	P197
G10879402	P121	G10896401	P104	G10909401	P82	G10919701	P227
G10879501	P245	G10896501	P104	G10909501	P82	G10919701	P279
G10879601	P234	G10896601	P104	G10909601	P79	G10920001	P66
G10879601	P240	G10896701	P104	G10909801	P78	G10920401	P66
G10882601	P119	G10896801	P104	G10909901	P78	G10921601	P51
G10882602	P119	G10897501	P104	G10910001	P119	G10921701	P51
G10882701	P121	G10898	P79	G10910001	P121	G10922001	P234
G10882702	P121	G10899801	P130	G10910001	P129	G10922001	P240
G10883101	P108	G10899901	P130	G10910101	P129	G10922001	P242
G10883601	P245	G10901	P69	G10910301	P222	G10922301	P241
G10884301	P234	G10901	P78	G10910401	P159	G10922401	P219
G10884501	P121	G10901	P104	G10910501	P217	G10922401	P235
G10884601	P245	G10901	P221	G10910501	P219	G10922401	P241
G10884701	P245	G10901301	P31	G10910601	P217	G10922501	P241
G10885802	P4	G10901401	P6	G10910601	P219	G10922601	P256
G10887201	P234	G10901501	P6	G10910801	P242	G10922601	P257
G10887201	P240	G10901601	P125	G10911701	P4	G10924201	P5
G10887901	P159	G10901701	P115	G10912001	P217	G10924201	P56
G10888001	P159	G10901702	P115	G10912001	P219	G10925301	P82
G10888101	P159	G10901703	P115	G10912101	P217	G10925301	P91
G10889501	P104	G10901704	P115	G10912101	P219	G10925501	P161
G10889801	P112	G10901801	P115	G10912201	P235	G10925601	P5
G10890301	P112	G10901901	P265	G10913	P122	G10925601	P56
G10890801	P112	G10902701	P119	G10913101	P217	G10925801	P226
G10890901	P112	G10902701	P121	G10913201	P241	G10925801	P275
G10891001	P112	G10902801	P108	G10913301	P240	G10928	P158
G10891401	P253	G10902901	P69	G10913401	P217	G10930801	P56
G10891501	P112	G10903001	P245	G10913501	P115	G10930901	P56
G10891801	P112	G10903002	P245	G10914801	P82	G10931	P99
G10892101	P112	G10903301	P217	G10915001	P5	G10931001	P56
G10892102	P112	G10903301	P219	G10915001	P56	G10931101	P56
G10892103	P112	G10903501	P66	G10915101	P4	G10932001	P125
G10892104	P112	G10903501	P108	G10915101	P56	G10932601	P57
G10892105	P112	G10904	P27	G10915201	P234	G10933001	P221
G10892501	P250	G10904501	P226	G10915201	P240	G10936101	P11
G10893101	P50	G10904501	P275	G10915601	P82	G10936301	P91
G10893201	P50	G10904601	P219	G10917001	P249	G10937501	P275
G10893501	P50	G10904601	P226	G10917301	P4	G10937901	P6
G10893701	P50	G10904601	P235	G10917401	P4	G10938601	P13
G10893801	P50	G10904601	P241	G10917501	P4	G10938601	P19
G10893901	P50	G10904601	P275	G10917601	P108	G10938701	P13
G10894001	P217	G10904701	P259	G10917701	P108	G10938701	P19
G10894001	P219	G10905101	P78	G10917801	P109	G10939	P115
G10894301	P112	G10905201	P78	G10917901	P108	G10939	P126
G10894401	P108	G10906001	P78	G10918001	P109	G10939201	P8
G10894501	P245	G10907201	P78	G10918101	P108	G10939301	P275
G10894601	P245	G10907301	P78	G10918201	P109	G10939401	P57

Part No.	Page	Part No.	Page	Part No.	Page	Part No.	Page
G10939901	P189	G10958401	P249	G10976101	P263	G10993101	P119
G10940501	P179	G10958401	P250	G10976201	P263	G10993101	P121
G10940601	P177	G10958801	P11	G10976301	P263	G10993101	P129
G10940701	P177	G10959901	P133	G10976401	P263	G10995601	P119
G10940701	P179	G10960001	P271	G10976501	P263	G10995601	P121
G10941101	P193	G10960101	P271	G10976601	P263	G10995601	P129
G10942701	P221	G10960201	P271	G10976701	P263	G10995801	P121
G10943	P157	G10960301	P271	G10976801	P263	G10995801	P119
G10943101	P246	G10960401	P235	G10976901	P263	G10996701	P130
G10943201	P246	G10960401	P240	G10977001	P263	G10996801	P130
G10944501	P271	G10960501	P271	G10977101	P263	G10997201	P104
G10944501	P272	G10960601	P271	G10977201	P263	G10997301	P104
G10944901	P240	G10960701	P235	G10977301	P263	G10997801	P5
G10945001	P193	G10960701	P241	G10977401	P263	G10998001	P122
G10946701	P99	G10960801	P235	G10978801	P78	G10998101	P119
G10947801	P240	G10960801	P241	G10979601	P46	G10998101	P121
G10948	P182	G10961	P95	G10979901	P46	G10998101	P122
G10948901	P8	G10962002	P8	G10981501	P249	G10998101	P129
G10949	P27	G10962101	P8	G10981501	P250	G10998102	P122
G10949101	P8	G10962501	P133	G10983101	P11	G10998102	P129
G10949301	P8	G10962501	P136	G10983201	P11	G10998301	P57
G10949401	P8	G10963001	P248	G10983301	P11	G11000801	P15
G10949501	P8	G10963201	P1	G10983402	P15	G11000801	P61
G10949601	P183	G10963201	P53	G10983402	P61	G11001301	P104
G10950	P27	G10963901	P274	G10983402	P185	G11001501	P235
G10950501	P11	G10964301	P45	G10985901	P4	G11001501	P241
G10950601	P11	G10964901	P44	G10985901	P56	G11005501	P15
G10950801	P91	G10965101	P36	G10986	P5	G11005501	P61
G10950901	P91	G10965301	P35	G10986	P57	G11005801	P235
G10952001	P226	G10965301	P63	G10988	P50	G11005801	P241
G10952201	P226	G10965701	P274	G10988	P85	G11007001	P23
G10952301	P226	G10966	P46	G10989601	P78	G11007001	P59
G10952401	P226	G10968201	P274	G10990	P181	G11008201	P235
G10952501	P1	G10968501	P274	G10990901	P57	G11008201	P241
G10952501	P53	G10968701	P275	G10991	P69	G11008301	P213
G10953001	P271	G10968801	P275	G10991	P197	G11008401	P221
G10953501	P271	G10968901	P226	G10991	P235	G11009201	P69
G10954	P207	G10969	P183	G10991	P241	G11010401	P104
G10954101	P269	G10969301	P61	G10991	P267	G11010501	P126
G10955001	P269	G10972	P181	G10991	P269	G11010601	P126
G10955201	P269	G10972301	P5	G10991401	P234	G11010801	P78
G10956101	P269	G10972301	P56	G10991401	P240	G11010901	P79
G10956301	P269	G10972901	P36	G10991601	P234	G11011001	P115
G10957001	P25	G10972901	P279	G10991601	P241	G11012501	P132
G10957001	P35	G10973501	P186	G10991701	P217	G11012601	P183
G10957101	P25	G10973901	P91	G10991701	P219	G11012701	P132
G10957101	P35	G10974	P33	G10992	P207	G11012701	P144
G10957201	P25	G10975601	P263	G10992501	P235	G11012701	P183
G10957201	P35	G10975701	P263	G10992501	P241	G11014001	P116
G10957301	P4	G10975801	P263	G10993001	P119	G11014101	P116
G10957301	P56	G10975901	P263	G10993001	P121	G11014101	P116
G10957401	P6	G10976001	P263	G10993001	P129	G11014701	P221

# Numerical Index

M0322-02

Model 5670

Part No.	Page	Part No.	Page	Part No.	Page	Part No.	Page
G11021	P174	G11105001	P207	G11289	P125	G11385	P251
G11021	P175	G11105X	P11	G11290	P111	G11385	P253
G11023101	P132	G11106	P211	G11314	P125	G11385	P265
G11023101	P135	G11106X	P11	G11320	P66	G11385	P271
G11027601	P159	G11107X	P11	G11320	P79	G11385	P275
G11042X	P11	G11111	P23	G11320	P91	G11386	P7
G11043	P119	G11111	P59	G11320	P104	G11386	P36
G11043	P121	G11115501	P179	G11320	P108	G11386	P46
G11044101	P104	G11115601	P177	G11320	P126	G11386	P95
G11045301	P66	G11123	P5	G11320	P170	G11386	P104
G11045601	P66	G11123	P67	G11320	P171	G11386	P108
G11047X	P11	G11123	P207	G11320	P172	G11386	P126
G11048X	P11	G11124	P85	G11320	P177	G11386	P129
G11050701	P254	G11124	P207	G11320	P179	G11386	P130
G11050701	P255	G11124	P214	G11320	P234	G11386	P157
G11051301	P275	G11135	P109	G11320	P240	G11386	P267
G11051601	P115	G11147	P69	G1132469	P235	G11386	P269
G11052101	P125	G11152X	P11	G1132469	P241	G11386	P271
G11052201	P104	G11153X	P11	G11328	P79	G11387	P5
G11053001	P174	G11154X	P11	G11328	P91	G11387	P13
G11053101	P175	G11166	P104	G11328	P104	G11387	P17
G11059601	P235	G11172	P11	G11328	P126	G11387	P19
G11059601	P241	G11180	P135	G11328	P172	G11387	P27
G11059701	P235	G11182	P95	G11328	P177	G11387	P36
G11059701	P241	G11182	P104	G11328	P179	G11387	P45
G11061301	P12	G11188	P108	G11332X	P11	G11387	P46
G11061401	P221	G11202	P46	G11339	P197	G11387	P66
G11063101	P50	G11202	P49	G11356	P5	G11387	P69
G11063102	P50	G11202	P207	G11356	P27	G11387	P78
G11065	P99	G11203	P251	G11356	P57	G11387	P82
G11065901	P69	G11203	P253	G11360	P82	G11387	P104
G11066501	P173	G11204	P14	G11367	P69	G11387	P109
G11066601	P125	G11204	P57	G11367	P78	G11387	P126
G11066601	P144	G11206	P27	G11382	P27	G11387	P133
G11066601	P148	G11209	P46	G11385	P13	G11387	P136
G11066601	P173	G11215	P69	G11385	P15	G11387	P177
G11067	P207	G11223	P101	G11385	P17	G11387	P179
G11080701	P235	G11230	P112	G11385	P19	G11387	P214
G11080701	P241	G11242	P235	G11385	P27	G11387	P217
G11081501	P235	G11242	P241	G11385	P61	G11387	P219
G11081501	P241	G11249	P95	G11385	P78	G11387	P222
G11084301	P63	G11254	P129	G11385	P104	G11387	P226
G11084401	P104	G11261	P67	G11385	P132	G11387	P234
G11089	P177	G11261	P112	G11385	P135	G11387	P240
G11091	P69	G11271	P44	G11385	P157	G11387	P249
G11091	P78	G11271	P45	G11385	P213	G11387	P250
G11091	P82	G11276	P104	G11385	P226	G11387	P251
G11091	P104	G11277	P170	G11385	P234	G11387	P253
G11091	P125	G11277	P171	G11385	P240	G11387	P267
G11091	P227	G11281	P47	G11385	P242	G11387	P269
G11091	P228	G11284	P99	G11385	P249	G11387	P275
G11094	P126	G11289	P115	G11385	P250	G11389	P4

Part No.	Page	Part No.	Page	Part No.	Page	Part No.	Page
G11389	P13	G11392	P33	G11467	P253	G11572	P108
G11389	P15	G11392	P82	G11467	P256	G11576	P222
G11389	P17	G11392	P115	G11467	P257	G11578	P11
G11389	P19	G11396	P111	G11467	P258	G11588	P11
G11389	P22	G11396	P119	G11467	P259	G11588	P207
G11389	P23	G11396	P121	G11467	P265	G11590	P221
G11389	P33	G11396	P275	G11468	P217	G11603	P108
G11389	P35	G11397	P275	G11468	P219	G11603	P119
G11389	P41	G11401	P99	G11468	P222	G11603	P121
G11389	P43	G11408	P46	G11468	P226	G11618	P11
G11389	P44	G11409	P85	G11468	P227	G11619	P12
G11389	P45	G11409	P207	G11468	P228	G11626	P25
G11389	P57	G11415	P41	G11468	P249	G11626	P35
G11389	P58	G11415	P43	G11468	P250	G11626	P254
G11389	P59	G11415	P57	G11468	P254	G11626	P255
G11389	P61	G11418	P139	G11468	P255	G11646	P4
G11389	P63	G11418	P207	G11468	P275	G11646	P15
G11389	P69	G11419	P22	G11472	P207	G11646	P57
G11389	P78	G11419	P23	G11480	P41	G11646	P61
G11389	P115	G11419	P58	G11480	P69	G11657	P132
G11389	P217	G11419	P59	G11494	P227	G11657	P135
G11389	P219	G11445	P49	G11494	P228	G11685	P133
G11389	P234	G11447	P49	G11497	P217	G11687	P49
G11389	P240	G11448	P11	G11497	P219	G11693	P11
G11389	P267	G11455	P222	G11497	P254	G11778	P158
G11389	P269	G11457	P227	G11497	P255	G11835	P125
G11389	P271	G11457	P228	G11508	P222	G11848	P85
G11389	P275	G11457	P249	G11508	P226	G11848	P95
G11391	P4	G11457	P250	G11508	P254	G11857	P119
G11391	P5	G11458	P221	G11508	P255	G11857	P121
G11391	P5	G11458	P222	G11508	P275	G11857	P129
G11391	P14	G11458	P234	G11510	P133	G11862	P30
G11391	P15	G11458	P241	G11517	P11	G11874	P113
G11391	P29	G11458	P242	G11528	P95	G11907	P182
G11391	P30	G11458	P249	G11528	P207	G11921	P69
G11391	P57	G11458	P250	G11534	P115	G11961	P5
G11391	P61	G11458	P251	G11534	P132	G11961	P8
G11391	P78	G11458	P253	G11534	P136	G11961	P50
G11391	P82	G11458	P257	G11539	P4	G11961	P57
G11391	P101	G11458	P258	G11539	P41	G11965	P11
G11391	P104	G11458	P259	G11539	P43	G11967	P67
G11391	P112	G11465	P4	G11539	P57	G11976	P4
G11391	P113	G11465	P57	G11539	P151	G11976	P57
G11391	P115	G11467	P221	G11539	P154	G11995	P158
G11391	P133	G11467	P222	G11539	P157	G12002-35	P261
G11391	P133	G11467	P234	G11539	P157	G12003-20	P157
G11391	P139	G11467	P240	G11553	P119	G12003-20	P251
G11391	P221	G11467	P242	G11553	P121	G12003-20	P253
G11391	P241	G11467	P245	G11553	P132	G12068	P261
G11391	P267	G11467	P249	G11553	P135	G12081	P251
G11391	P269	G11467	P250	G11556	P12	G12081	P253
G11391	P271	G11467	P251	G11569	P221	G12083	P251

# Numerical Index

M0322-02

Model 5670

Part No.	Page	Part No.	Page	Part No.	Page	Part No.	Page
G12083	P253	G6400-10	P189	G6801-06	P161	G7100-572	P280
G12219-12	P207	G6400-10	P194	G6801-06	P173	G7100-573	P280
G12222-35	P261	G6400-10-08	P161	G6801-06	P207	G7100-616	P56
G1K795	P141	G6400-10-12	P161	G6801-06	P234	G7100-616	P278
G2404-08-08	P25	G6400-12	P186	G6801-06	P240	G7100-636	P207
G2404-08-08	P35	G6400-12-10	P161	G6801-06-04	P15	G7100-636	P278
G2700-08	P181	G6400-12-16	P161	G6801-06-04	P61	G9978X	P113
G304-C-8	P17	G6400-16-16	P157	G6801-06-04	P193	GA0245	P139
G304-C-8	P25	G6400-16-16	P161	G6801-06-08	P157	GA0257	P139
G304-C-8	P181	G6400-16-20	P157	G6801-06-08	P192	GA10799	P69
G306-08	P181	G6400-L-06	P186	G6801-08	P85	GA11079	P101
G3302-04	P133	G6400-L-06	P189	G6801-08	P161	GA11982	P14
G3302-16	P136	G6400-L-16	P161	G6801-08	P195	GA11982	P63
G3324-01	P113	G6403-NWO-08	P196	G6801-10	P207	GA12108	P267
G3800-06-08	P159	G6408-04	P183	G6801-32-24	P159	GA12108	P269
G3801-04-04	P159	G6408-06	P157	G6801-L-10	P67	GA12163	P101
G3801-16-20	P159	G6408-06	P186	G6801-L-10	P85	GA12164	P101
G4200-14	P217	G6408-08	P157	G6801-LLL-06-06	P161	GA12265	P111
G4200-14	P235	G6408-08	P182	G6802-06-06	P196	GA12403	P99
G4200-17	P251	G6408-08	P183	G6804-06	P189	GA13204	P130
G4200-22	P265	G6408-08	P181	G6804-06-04-06	P193	GA13512	P25
G4200-24	P226	G6408-08	P184	G6815-06-04	P194	GA13512	P35
G4200-24	P275	G6408-10	P174	G6815-06-06	P161	GA13587	P271
G4200-30	P253	G6408-H02-0	P161	G7100-110	P133	GA13665	P101
G4200-35	P219	G6408-H02-0	P189	G7100-110	P136	GA13673	P101
G4200-35	P241	G6408-H04-0	P161	G7100-110	P281	GA13768	P104
G4425-04	P275	G6408-H04-0	P191	G7100-111	P281	GA13783	P101
G4501-32-32	P157	G6408-H04-0	P192	G7100-116	P281	GA13935	P181
G4602-32	P221	G6408-H06-0	P161	G7100-277	P281	GA13939	P181
G4916-20	P248	G6408-H06-0	P192	G7100-352	P285	GA14041	P95
G6400-04	P174	G6408-H06-O	P191	G7100-36	P277	GA14127	P27
G6400-04	P175	G6408-H08-0	P161	G7100-370	P285	GA14135	P99
G6400-04	P190	G6408-H10-0	P161	G7100-376	P278	GA14162	P274
G6400-06	P165	G6408-HHP-12	P161	G7100-381	P46	GA14167	P274
G6400-06	P177	G6408-HHP-16	P161	G7100-381	P278	GA14572	P85
G6400-06	P179	G6410-08-06	P161	G7100-382	P285	GA14804	P20
G6400-06	P186	G6410-16-06	P161	G7100-384	P285	GA14804	P258
G6400-06	P189	G6500-04-04	P175	G7100-385	P285	GA14804	P259
G6400-06	P190	G6500-08	P234	G7100-386	P285	GA14813	P256
G6400-06-04	P189	G6500-08	P240	G7100-387	P285	GA14813	P259
G6400-08	P189	G6500-10	P207	G7100-389	P278	GA15151	P139
G6400-08	P191	G6500-16-16	P157	G7100-392	P285	GA15422	P104
G6400-08	P192	G6500-16-16	P161	G7100-393	P286	GA15473	P49
G6400-08	P194	G6506-08-08	P25	G7100-397	P133	GA15485	P5
G6400-08-04	P181	G6506-08-08	P35	G7100-397	P136	GA15485	P56
G6400-08-06	P234	G6602-08	P25	G7100-397	P277	GA15499	P141
G6400-08-06	P240	G6602-08	P35	G7100-400	P286	GA16701	P11
G6400-08-12	P17	G6801-04-04	P161	G7100-484	P286	GA17118	P246
G6400-08-VT	P186	G6801-04-04	P174	G7100-498	P286	GA17119	P246
G6400-10	P85	G6801-04-04	P175	G7100-557	P285	GA17454	P47
G6400-10	P161	G6801-06	P67	G7100-558	P285	GA17623	P27
G6400-10	P186	G6801-06	P85	G7100-559	P285	GA17660	P5

Part No.	Page	Part No.	Page	Part No.	Page	Part No.	Page
GA17775	P47	GA21405	P20	GA2660	P217	GA9105	P271
GA17994	P27	GA21405	P25	GA2660	P219	GA9145	P133
GA18211	P27	GA21405	P35	GA2660	P275	GA9145	P136
GA18212	P27	GA21406	P69	GA26683	P207	GA9205	P112
GA18353	P79	GA21456	P235	GA26684	P207	GA9205	P144
GA18353	P104	GA21456	P241	GA26685	P207	GA9205	P148
GA18353	P126	GA21510	P67	GA26687	P207	GA9205	P184
GA18353	P172	GA21845	P227	GA26688	P207	GA9433	P267
GA18353	P177	GA21845	P228	GA26876	P139	GA9437	P267
GA18353	P179	GA22522	P46	GA26909	P133	GA9437	P269
GA18482	P27	GA22554-20	P213	GA26909	P139	GB0218	P14
GA18485	P133	GA22554-36	P213	GA26920	P4	GB0218	P104
GA18485	P136	GA22554-360	P213	GA26920	P56	GB0218	P112
GA18486	P215	GA22585	P197	GA26926	P207	GB0230	P112
GA18720	P254	GA24281	P211	GA26958	P30	GB0234	P112
GA18720	P255	GA24284	P211	GA26989	P11	GB0239	P22
GA18814	P49	GA24285	P211	GA27038	P33	GB0239	P23
GA18884	P136	GA24364	P49	GA27146	P15	GB0239	P58
GA18992	P186	GA24473	P163	GA27146	P57	GB0239	P59
GA19115	P11	GA24676	P11	GA27146	P61	GB0254	P23
GA19161	P246	GA24754	P133	GA27161	P91	GB0254	P59
GA19162	P246	GA24852	P190	GA27164	P91	GB0265	P4
GA19163	P246	GA24869-28	P235	GA27164	P95	GB0265	P56
GA19164	P246	GA24869-28	P241	GA27230-134	P151	GB0266	P4
GA19165	P246	GA25023	P207	GA27240-18	P126	GB0266	P56
GA19166	P246	GA25254	P161	GA3407	P189	GB0285	P14
GA19301	P206	GA25388	P85	GA3413	P190	GB0285	P57
GA2014	P33	GA25389	P194	GA4722	P122	GB0285	P63
GA20252	P194	GA25390	P194	GA4723	P122	GB0296	P267
GA20370	P20	GA25399-36	P211	GA4995	P104	GB0323	P267
GA20412	P235	GA25403	P194	GA5654	P33	GB0323	P269
GA20412	P246	GA25404	P194	GA5853	P139	GB0383	P33
GA20412	P265	GA25427	P69	GA6171	P7	GB0387	P33
GA20413	P241	GA25437	P211	GA6171	P29	GB0397	P14
GA20413	P265	GA25441	P69	GA6171	P29	GB0397	P22
GA20642	P221	GA25857	P17	GA6171	P30	GB0397	P58
GA20697	P177	GA25857	P152	GA6434	P29	GB0397	P63
GA20697	P179	GA25857	P155	GA6597	P29	GB0400	P267
GA20711	P11	GA25949	P5	GA6966	P267	GB0409	P269
GA20732	P246	GA25949	P56	GA6966	P269	GB0425	P86
GA20901	P1	GA25949	P197	GA7022	P112	GB0425	P87
GA20901	P53	GA25949	P235	GA7096	P125	GB0425	P88
GA21064	P177	GA25949	P241	GA7434	P119	GB0425	P89
GA21064	P179	GA25950	P197	GA7434	P121	GB0429	P86
GA21064	P189	GA25982	P194	GA7434	P129	GB0429	P87
GA21064	P190	GA25993	P207	GA8072	P133	GB0429	P88
GA21066	P177	GA26005	P194	GA8603	P31	GB0429	P89
GA21066	P179	GA26104	P91	GA8603	P267	GB0431	P86
GA21066	P189	GA26173	P197	GA8603	P269	GB0431	P88
GA21066	P190	GA26374	P211	GA8641	P31	GB0431	P91
GA21143	P211	GA26539	P1	GA8859	P181	GB0444	P91
GA21209	P136	GA26539	P53	GA8979	P181	GB0464	P33



# Numerical Index

M0322-02

Model 5670

Part No.	Page	Part No.	Page	Part No.	Page	Part No.	Page
GB0493	P82	GD10283	P139	GD12679	P267	GD19173	P25
GB0554	P139	GD10296	P275	GD12679	P269	GD19173	P35
GB0577	P49	GD10486	P132	GD12685	P267	GD19205	P136
GB0579	P49	GD10519	P33	GD12685	P269	GD19206	P136
GB0676	P12	GD10674-08	P136	GD13170	P184	GD19237	P20
GB0697	P11	GD10674-09	P133	GD13171	P184	GD19237	P25
GB0760	P50	GD1085	P29	GD13172	P184	GD19237	P35
GB0766	P27	GD1109	P29	GD13173	P184	GD19238	P25
GB0780	P11	GD1109	P30	GD13287	P217	GD19238	P35
GB0810	P11	GD11115	P136	GD13287	P219	GD19292	P31
GB0823	P11	GD11123	P221	GD13287	P234	GD19298	P22
GB0907	P12	GD11124	P221	GD13287	P240	GD19298	P58
GB0920	P12	GD11132	P35	GD13287	P271	GD19355	P116
GB0921	P11	GD11132	P63	GD13400	P184	GD19356	P116
GB0957	P11	GD11132	P69	GD15100	P101	GD19356	P116
GB0958	P11	GD11306	P4	GD1512	P281	GD19468	P101
GB0969	P66	GD11306	P56	GD15725	P101	GD19508	P86
GB0969	P79	GD1132	P33	GD15849-02	P82	GD19508	P88
GB0969	P265	GD11424	P47	GD15849-03	P69	GD19639	P82
GB1147	P11	GD11489	P133	GD15867-12	P108	GD19655	P104
GB1195	P91	GD11557	P267	GD16226	P101	GD19658-02	P78
GB1196	P91	GD11557	P269	GD16303	P101	GD19658-03	P69
GB1197	P91	GD11580	P182	GD16598	P82	GD19658-05	P78
GB1198	P91	GD11649	P66	GD16598	P221	GD19659-04	P82
GB1199	P91	GD11677	P31	GD16598	P269	GD19659-06	P82
GB1200	P91	GD11700	P194	GD16598	P271	GD19690-05	P95
GB1201	P91	GD11784	P33	GD17039	P5	GD19690-06	P95
GB1203	P91	GD11970	P181	GD17141	P27	GD19811	P20
GB1204	P91	GD11983	P183	GD17143	P19	GD19864	P91
GB1205	P91	GD11984	P181	GD17143	P20	GD20166	P275
GB1223	P4	GD12102	P183	GD17143	P21	GD20194	P82
GB1223	P56	GD12103	P163	GD17150-00	P21	GD20196	P82
GB1224	P4	GD12121	P177	GD17151-21	P21	GD20282	P99
GB1224	P4	GD12121	P179	GD17245	P101	GD20923	P95
GB1224	P56	GD12137	P177	GD18010	P21	GD20928	P67
GB1224	P56	GD12139	P184	GD18081	P20	GD20928	P85
GB1231	P11	GD12148	P177	GD1862	P221	GD21080	P91
GB1237	P11	GD12212	P183	GD18643	P129	GD21158	P245
GB1247	P8	GD12242	P177	GD18676	P122	GD21158	P248
GB1313	P71	GD12243	P177	GD18796	P21	GD2117	P281
GD0453-02	P133	GD12263	P177	GD18828	P133	GD21300	P67
GD0453-03	P136	GD12263	P179	GD18828	P136	GD21300	P85
GD0453-05	P133	GD12264	P177	GD18954	P82	GD21300	P85
GD0453-08	P136	GD12548	P182	GD19079	P20	GD21540	P139
GD0746	P139	GD12557	P20	GD19080	P14	GD22200	P206
GD0752-07	P183	GD12558	P20	GD19080	P38	GD22693	P49
GD0826	P112	GD12561	P50	GD19080	P63	GD22694	P49
GD0840	P139	GD12597	P181	GD19090	P17	GD22695	P49
GD10011	P125	GD12676	P267	GD19090	P66	GD22696	P49
GD10186	P135	GD12676	P269	GD19090	P69	GD23002	P183
GD1026	P267	GD12677	P267	GD19090	P78	GD23802	P47
GD10273	P274	GD12677	P269	GD19090	P109	GD23803	P47

Part No.	Page	Part No.	Page	Part No.	Page	Part No.	Page
GD25071	P4	GD26989	P215	GD29324	P192	GD35294	P82
GD25272-02	P163	GD27021	P49	GD29425	P11	GD35294	P85
GD25486	P27	GD27067	P182	GD2947	P46	GD35339	P113
GD25519	P31	GD27068	P182	GD29491	P49	GD35340	P113
GD25522	P141	GD27190	P78	GD29492	P49	GD3537-20	P112
GD25569	P56	GD27190	P213	GD29493	P46	GD35381	P157
GD2558	P104	GD27190	P215	GD29502-26.25	P221	GD35413-10	P275
GD2558	P119	GD2721	P133	GD29625	P235	GD35413-11.375	P115
GD2558	P121	GD2721	P136	GD29625	P241	GD35413-11.375	P119
GD2558	P217	GD27232	P184	GD29625	P248	GD35413-11.375	P121
GD2558	P219	GD27234	P163	GD29625	P258	GD35413-18	P79
GD2558	P226	GD27234	P165	GD29625	P259	GD35413-3	P251
GD2558	P235	GD27235	P174	GD29625	P272	GD35413-3	P253
GD2558	P241	GD27235	P175	GD29625	P272	GD35414-18.75	P119
GD2558	P275	GD27238	P173	GD29657	P11	GD35414-18.75	P121
GD25638	P20	GD27238	P177	GD29709	P248	GD35414-20.5	P226
GD25644	P67	GD27238	P179	GD29709	P272	GD35414-20.5	P275
GD25644	P85	GD27290	P246	GD2971-11	P133	GD35414-3.500	P112
GD2597	P139	GD2745-28	P182	GD2971-26	P69	GD35414-4.500	P112
GD26069	P27	GD27607	P95	GD2984	P281	GD35415-6.000	P112
GD26070	P27	GD28354	P206	GD30262	P67	GD35420	P197
GD26110	P21	GD28363	P207	GD30262	P85	GD35434	P69
GD26274	P249	GD28372	P69	GD30379	P132	GD35435	P69
GD26274	P250	GD28372	P82	GD30379	P135	GD35437	P69
GD26304	P256	GD28390	P4	GD30421-8	P235	GD35447	P69
GD26304	P259	GD28390	P56	GD30725	P4	GD35449	P5
GD26386	P27	GD28515	P49	GD30725	P33	GD35449	P108
GD26387	P27	GD28785	P271	GD30725	P56	GD35449	P119
GD26572	P242	GD29030-16	P115	GD30726	P213	GD35449	P121
GD26572	P251	GD29104-07	P119	GD30882	P67	GD35449	P214
GD26572	P253	GD29104-07	P121	GD30882	P85	GD35459	P15
GD26593	P12	GD29104-18	P108	GD31424	P71	GD35459	P61
GD26672	P226	GD29104-19	P108	GD32048	P163	GD35465	P211
GD26672	P234	GD29104-20	P108	GD32061	P214	GD35835	P17
GD26672	P240	GD29104-22	P108	GD33361	P174	GD35836	P56
GD26672	P241	GD29104-23	P132	GD33361	P175	GD35837	P235
GD26672	P275	GD29104-23	P135	GD33707	P104	GD35837	P241
GD26697	P69	GD29104-24	P132	GD33756	P211	GD35868	P197
GD26789	P133	GD29104-25	P135	GD33757	P211	GD35868	P235
GD26789	P136	GD29104-26	P119	GD33758	P211	GD35868	P241
GD26790	P133	GD29104-26	P121	GD33759	P211	GD35872	P197
GD26790	P136	GD29104-27	P119	GD34081	P112	GD35872	P235
GD26803	P46	GD29104-27	P121	GD34103	P67	GD35872	P241
GD26816	P217	GD29315	P163	GD34209	P183	GD35921	P214
GD26816	P219	GD29318	P190	GD34646	P167	GD3612	P4
GD26816	P226	GD29318	P191	GD34774	P11	GD3612	P56
GD26816	P274	GD29318	P192	GD34923	P274	GD3623	P217
GD26960	P11	GD29319	P190	GD35127	P113	GD3623	P219
GD26962	P133	GD29321	P191	GD35214	P190	GD3623	P226
GD26966	P182	GD29321	P192	GD35251	P161	GD3623	P275
GD26973	P33	GD29321	P195	GD35271	P193	GD36393	P45
GD26989	P213	GD29324	P191	GD35294	P67	GD36666	P157

Part No.	Page	Part No.	Page	Part No.	Page	Part No.	Page
GD36667	P157	GD9254	P31	GR1969	P85		
GD36680	P207	GD9254	P41	GR1977	P85		
GD36681	P207	GD9662	P78	GR1978	P85		
GD36682	P207	GD9662	P241	GR1979	P85		
GD36713	P7	GD9695	P66	GR2109	P85		
GD36715	P132	GD9724	P33	GR2126	P207		
GD36715	P135	GM0322-01	P283	GR2127MPP	P281		
GD36821	P206	GM0322-02	P283	GR2144	P221		
GD36822	P206	GPR1094	P283	GR2233	P27		
GD36860	P4	GR0146MPP	P281	GR2240MPP	P282		
GD36860	P56	GR0150	P139	GR2241MPP	P282		
GD36866	P141	GR0151	P139	GR2312	P161		
GD36895	P30	GR0528	P122	GR2361	P17		
GD36990	P4	GR1037	P181	GR2368	P17		
GD36990	P56	GR1037	P182	GR2368	P152		
GD3951	P217	GR1037	P183	GR2368	P155		
GD3951	P219	GR1037	P191	GR2381	P85		
GD3951	P275	GR1037	P192	GR2382	P206		
GD4086	P141	GR1037	P192				
GD4230	P275	GR1037	P194				
GD4743	P13	GR1037	P195				
GD4743	P17	GR1037	P85				
GD4743	P19	GR1037	P184				
GD4743	P44	GR1045	P67				
GD4743	P79	GR1045	P85				
GD4743	P234	GR1045	P190				
GD5175-06	P170	GR1292	P46				
GD5175-06	P171	GR1292	P49				
GD5247-12	P181	GR1465	P183				
GD5247-16	P181	GR1465	P190				
GD5625	P104	GR1465	P181				
GD5625	P108	GR1466	P67				
GD5857	P112	GR1466	P194				
GD6279-04	P271	GR1466	P85				
GD6291	P47	GR1532	P182				
GD7079	P122	GR1570MPP	P282				
GD7089	P122	GR1598	P184				
GD7137	P112	GR1709	P221				
GD7803	P31	GR1777	P69				
GD7804	P31	GR1842MPP	P282				
GD7864	P122	GR1921	P27				
GD7904-09	P136	GR1941	P221				
GD7907	P274	GR1943	P27				
GD8218	P133	GR1947	P86				
GD8218	P136	GR1947	P87				
GD8460	P23	GR1947	P88				
GD8460	P59	GR1947	P89				
GD8893-07	P113	GR1951	P27				
GD8893-20	P23	GR1961	P85				
GD8893-20	P59	GR1965	P85				
GD9120	P29	GR1966	P85				
GD9130	P125	GR1967	P85				

**This page left blank intentionally.**