

MODEL 5670 PIVOT FOLD PLANTER PARTS MANUAL

M0322-02

Rev. 2/25

This manual applies to: Model: 5670 Pivot Fold Planters
2025 Production and on

Record the model number and serial number of your planter along with date purchased:

Serial Number _____

Date Purchased _____

Information in this manual was current at time of printing. However, due to Kinze's ongoing product improvement, production changes may cause your machine to appear slightly different in detail. Kinze Manufacturing, Inc. reserves the right to change specifications or design without notice and without incurring obligation to install the same on machines previously manufactured.

Right hand (R.H.) and left hand (L.H.), as used throughout this manual, are determined by facing in the direction the machine will travel when in use, unless otherwise stated.

ROW UNIT

True Rate Row Unit P1
 Base Row Unit Assembly P2
 Gauge Wheel Arm Assembly P6
 Spoked Gauge Wheel Assembly P7
 True Rate Hopper Assembly P8
 True Rate Seed Meter P10
 True Rate Meter Cover Assembly P12
 Pneumatic Down Pressure System P13
 Pneumatic Down Pressure, Pull Row Unit P14
 True Depth Hydraulic Down Force, Pull Row Unit P15
 True Depth Hydraulic Down Force
 Valve Block and Mounts P16
 Air Adjust Closing Wheel System P18
 Air Valve Assembly P20
 Air Pressure Regulator Assembly P21
 Airline Fittings and Hoses P21
 Air Adjust Closing Wheel Arm, Pull Row Unit P22
 Manual Adjust Closing Wheel Arm, Pull Row Unit P23
 Electric Compressor System P24
 12V Electric Compressor P26
 Rubber Closing Wheels P29
 Spiked Closing Wheels P30
 Row Unit Mounted No Till Coulter P31
 Coulter Mounted Residue Wheel W/Treader P32
 Yetter Residue System P34
 Yetter Residue Controls Manager P36
 Residue Manager Controls Box Assembly P37
 Water Separator Controls Assembly P38
 Yetter Residue Row Cleaner, No Till P40
 Yetter Residue Row Cleaner, Wide and Narrow P42
 Yetter Hydraulic Compressor and Mount, 12 Row P44
 Yetter Hydraulic Compressor and Mount, 16 Row P45
 Yetter Hydraulic Air Compressor Assembly P46
 Granular Chemical Rear Banding Options P48
 Granular Chemical Hopper P49
 Granular Chemical Meter Assembly P50
 Row Unit Hoppers P52
 Mini Hopper Extension P53

SPLIT ROW

True Rate Push Row Unit P55
 Base Push Row Unit Assembly P56
 Air Adjust Closing Wheel Arm Assembly, Push Row Unit P60
 Manual Adjust Closing Wheel Arm, Push Row Unit P61
 True Depth Hydraulic Down Force, Push Row Unit P62
 Pneumatic Down Pressure Push Row Unit Assembly P64
 Miscellaneous Split Row Components P66

VACUUM SYSTEM

Vacuum Fan Assembly P69
 Vacuum Fan P70
 Vacuum Hoses P72

BULK FILL

Bulk Fill Manifolds and Catwalk P75
 Bulk Fill Tank Air Manifolds P82
 Bulk Fill Pressure Gauge P85
 Bulk Fill Fan Assembly P86
 Pull Row Units Bulk Fill Hoses, 12 Row P88
 Split Row Units Bulk Fill Hoses, 12 Row P89
 Pull Row Units Bulk Fill Hoses, 16 Row P90
 Split Row Units Bulk Fill Hoses, 16 Row P91
 Bulk Fill Entrainer Assembly P92
 Bulk Fill Tank and Entrainer Mounts, 40 Bushel P94
 Bulk Fill Tank and Entrainer Mounts, 60 Bushel P96
 Bulk Fill Tank Assembly P98
 Bulk Fill Scale Package P100
 Bulk Fill Fan Switch P102

BASE MACHINE

2-Point Hitch Option P103
 Hitch P104
 Base Machine P108
 Inner / Outer Hitch P112
 Safety Chain P115
 Center Frame P116
 Wear Pad W/Notch Assembly P118
 Wear Pad Assembly P118
 Wing Assembly, 12 Row P120
 Wing Assembly, 16 Row P122
 Hub and Spindle Assembly P124
 Hitch Axle Center Post P126
 Axle Assembly P130
 Axle Assembly P131
 Jump Start Assembly P132
 Row Marker Assembly, 12 Row P133
 Row Marker Assembly, 16 Row P136
 Row Marker Spindle/Hub/Blade P140

HYDRAULICS

Fold / Lift Schematic, 12 Row P144
 Fold / Lift Schematic, 16 Row P148
 Vacuum / Bulk Fill / PTO Schematic, 12 Row P152
 Vacuum / Bulk Fill / PTO Schematic, 16 Row P155
 PTO Pump Reservoir Assembly P158
 PTO Pump P161
 PTO Reservoir Block Assembly P162
 Wing Down Pressure Cylinder P164
 Wing Latch Cylinder P166
 Wing Cylinder, 12 Row P168
 Wing Cylinder, 16 Row P170
 Wing Cylinder W/Implement Switch, 12 Row P172
 Wing Cylinder W/Implement Switch, 16 Row P173
 Implement Switch Assembly P174
 Rotation Cylinder P175
 Rockshaft Transport Lift Cylinder, 12 Row P176
 Rockshaft Transport Lift Cylinder, 16 Row P177
 Transport Lift Cylinder, 12 Row P178
 Transport Lift Cylinder, 16 Row P180
 Tongue Cylinder P182
 Row Marker Cylinder, 12 Row P184
 Row Marker Cylinder, 16 Row P185
 Tongue Lock Cylinder P186
 Hydraulic Down Force Cylinder P187
 Weight Transfer Valve Block P188
 Valve Block - Located on Hitch P190
 Hydraulic Valve Block on Outer Wings P192
 Bulk Fill Fan Control Block P193
 Vacuum Fan Control Manifold Block Assembly P194
 Row Unit Control Block P195
 True Depth Valve Block P196
 Power Pack Hydraulic Motor Valve Block P197
 PTO Lower Reservoir Block Assembly P198

ELECTRONICS

Miscellaneous Electrical Components P199
 Blue Drive Interconnect Schematic, 12 Row P200
 Blue Drive Interconnect Schematic, 16 Row P204
 Blue Drive Ethernet Interconnect Schematic, 12 Row P208
 Blue Drive Ethernet Interconnect Schematic, 16 Row P210
 Power Pack Assembly P212
 GPS 7500 Receiver Package P215
 Blue Vantage Display P216
 Camera P218
 BUS Box P220
 Auxiliary Work Lights P221
 Safety/Warning Lights P222

FERTILIZER

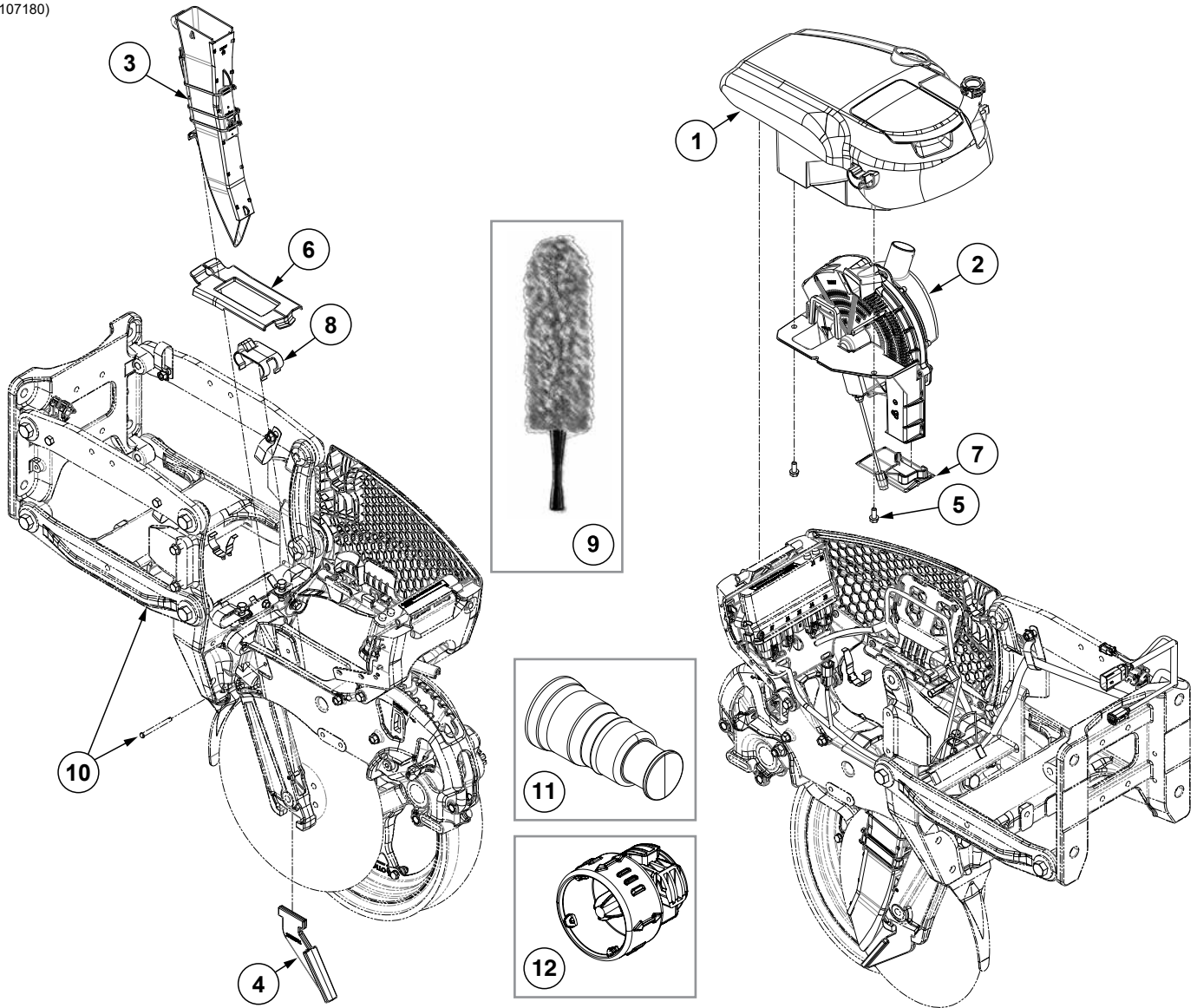
300 Gallon Fertilizer Tank, 12 Row P224
 300 Gallon Fertilizer Tank, 16 Row P226
 Liquid Fertilizer Tank Assembly, 150 Gallon P228
 Fill Tee Assembly P230
 Tractor Fill Package P232
 Auxiliary Tee Assembly, 12 Row P235
 Auxiliary Valves Assembly, 16 Row P236
 Liquid Fertilizer Pump, 12 Row P238
 Liquid Fertilizer Pump, 16 Row P244
 L.H. / R.H. Electric Flow Control Ball Valve Assembly P250
 Fertilizer Manifold P252
 Manifold Row Flow Assembly P254
 Fertilizer Flow Meter Assembly P255
 Fertilizer Flow Meter Cover P256
 Orifice In-Line Housing Assembly P256
 3-Way Electric Distributor Ball Valve Assembly,
 12 Row P257
 3-Way Electric Distributor Ball Valve Assembly,
 16 Row P258
 Fertilizer Valve Assembly, 12 Row P259
 Fertilizer Valve Assembly, 16 Row P260
 Electric Fertilizer Valve Assembly, 12 Row P262
 Electric Fertilizer Valve Assembly, 16 Row P263
 Fertilizer Pressure Assembly, 12 Row P264
 Fertilizer Pressure Assembly, 16 Row P265
 Fertilizer Flow Control Assembly, 12 Row P266
 Fertilizer Flow Control Assembly, 16 Row P267
 Diaphragm Pump, AR120 P269
 Diaphragm Pump Assembly, AR120 P270
 Fertilizer Split Row Manifolds P272
 Standard Notched Single Disc Fertilizer Opener P274
 Narrow Notched Single Disc Fertilizer Opener P276
 Notched Single Disc Fertilizer
 Opener Mounting Hardware P278
 In Furrow P280
 Rear Trailer Hitch P282

DECALS, PAINT, AND MISCELLANEOUS P285

NUMERICAL INDEX P295

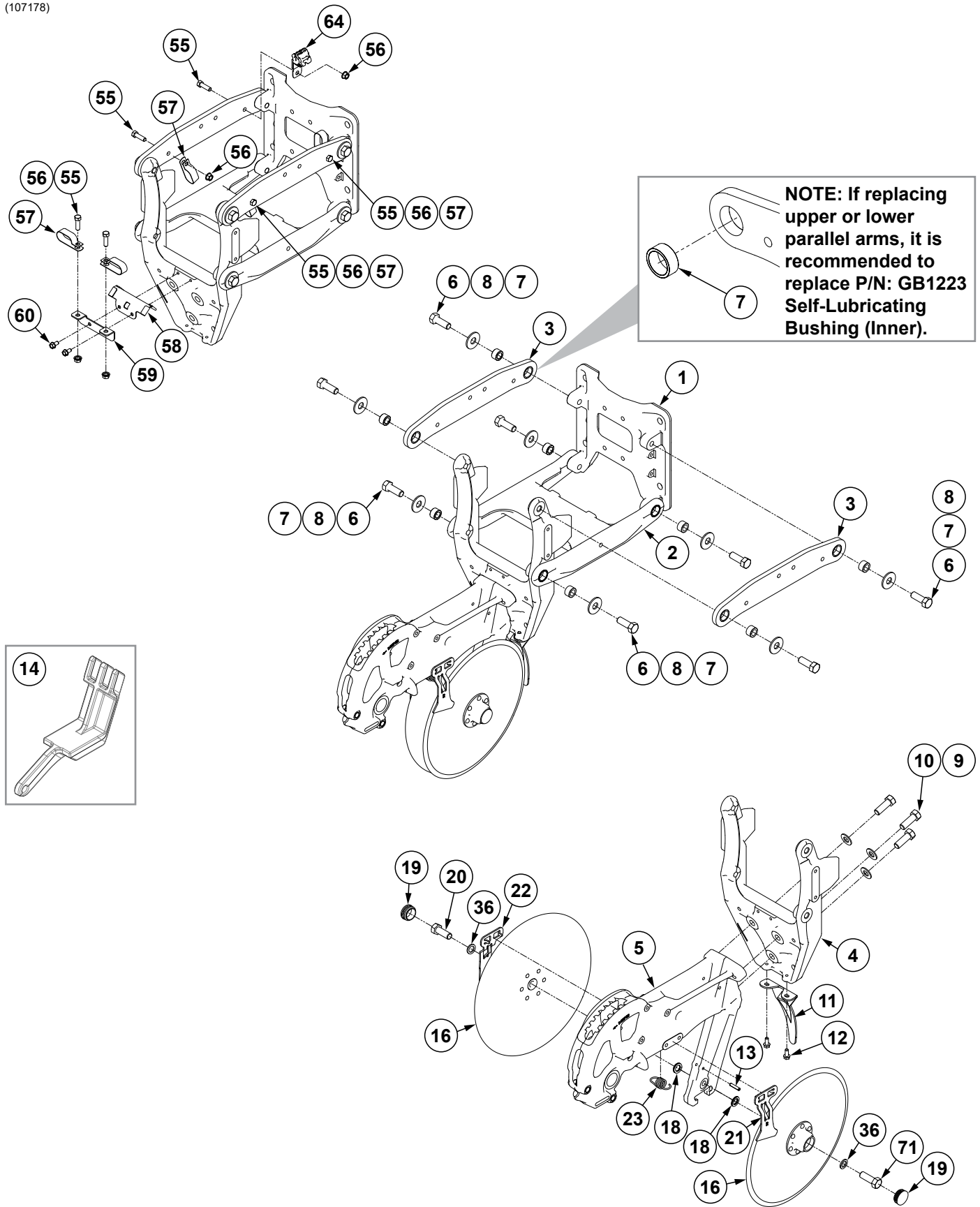
This page left blank intentionally.

(107180)

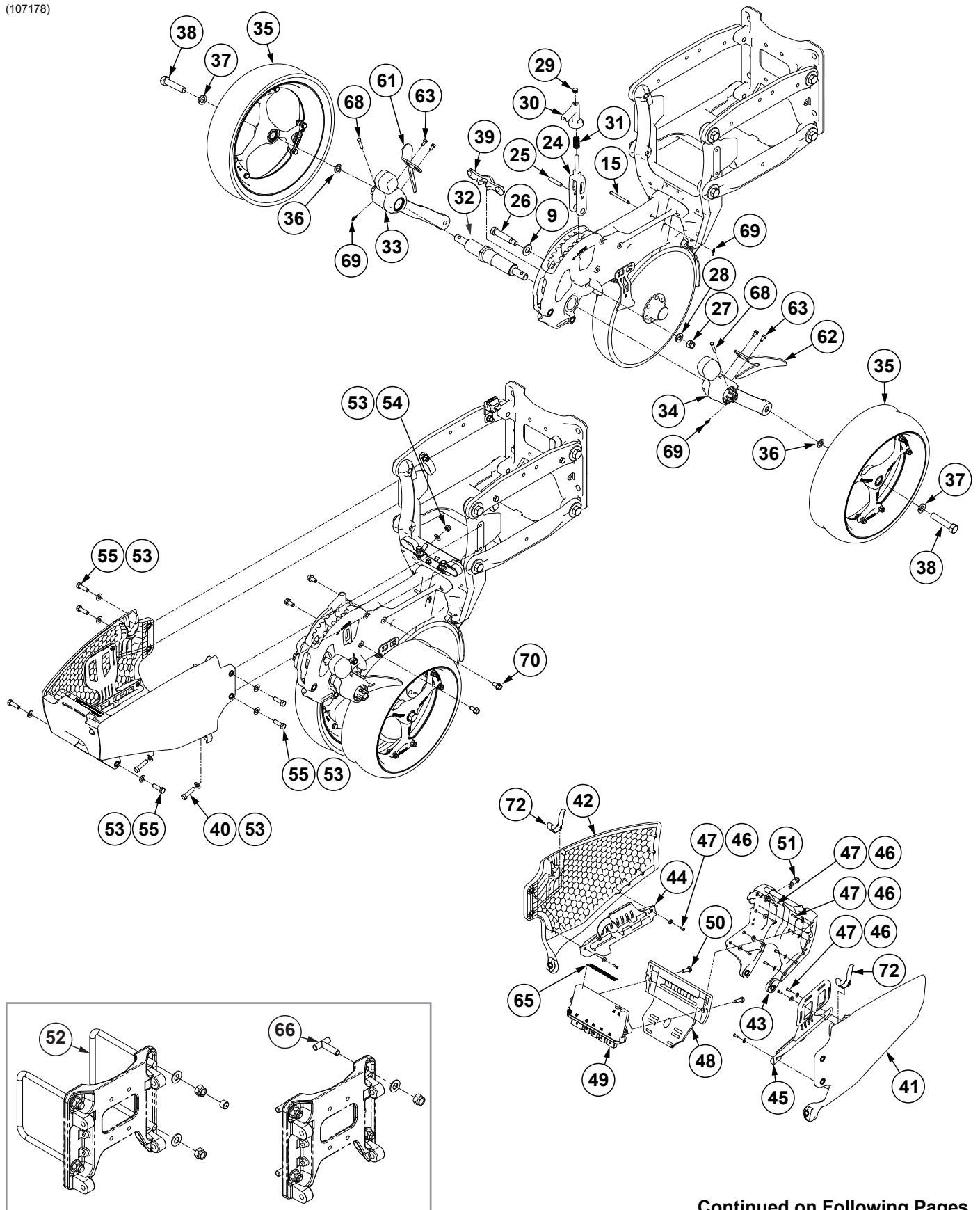


ITEM	PART NO.	QTY. (Per Row)	DESCRIPTION
1	---	1	See "True Rate Hopper Assembly" on page P8
2	---	1	See "True Rate Seed Meter" on page P10
3	GA26539 GA20901	1	Seed Tube Assembly Seed Tube, No Sensor (Included W/GA26539)
4	G10035901	1	Scraper, Standard
5	G10720201	2	Hex Non-Serrated Flange Tapping Screw, 5/16"-14 x 3/4"
6	G10952501	1	Shank Seed Tube Debris Cover
7	G10710601	1	True Rate Meter Debris Cover
8	G10963201	1	Seed Tube Guide
9	G10475701	1	Seed Tube Brush, Microfiber
10	---	---	See "Base Row Unit Assembly" on page P2
11	G10646601	---	Vacuum Hose Plug
12	G10701201	---	Bulk Fill Plug
A	G11420X		True Rate Base Pull Row Unit, Spoked Gauge Wheel (Includes Items 1-8 and 10)

(107178)



(107178)

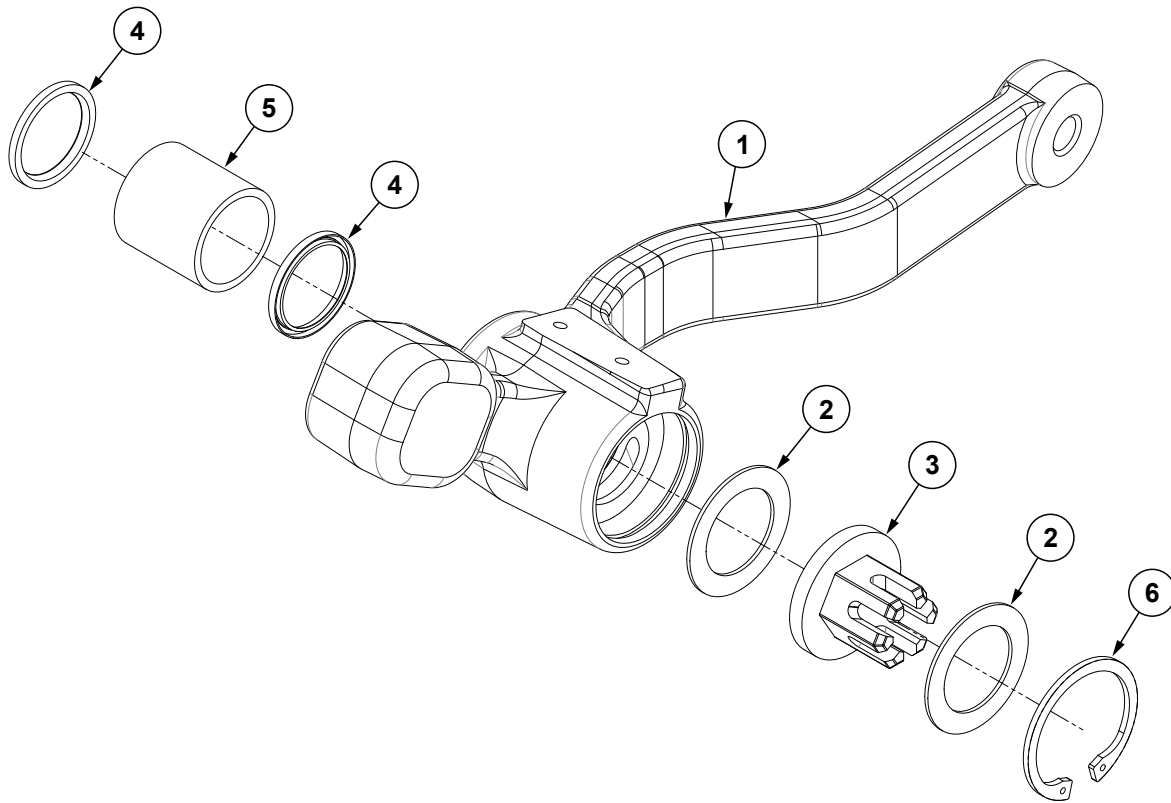


Continued on Following Pages.

ITEM	PART NO.	QTY. (Per Row)	DESCRIPTION
1	G10348601	1	Pull Unit Support
2	G10703601 GB1224	1 -	Lower Parallel Arm Assembly, Pull Row Unit (Included w/G10703601)
3	G10703501 GB1224	2 -	Upper Parallel Arm Assembly, Pull Row Unit (Included w/G10703601)
4	GD25071	1	Shank Yoke
5	G10659001 G10635001	1	Shank Bushing, .625" O.D. x .515" I.D. x .438" (Included W/G10659001)
6	G10141901	8	Hex Head Cap Screw, 5/8"-11 x 1 3/4", Grade 8
7	GB1223	8	Self-Lubricating Bushing
8	G11976	8	Flat Washer, 5/8" x 1 3/4"
9	G11391	4	Flat Washer, 5/8" SAE
10	G10005	3	Hex Head Cap Screw, 5/8"-11 x 1 3/4"
11	GD28390	1	Shield
12	G11539	2	Hex Socket Flange Cap Screw, 5/16"-18 x 3/4"
13	G11646	1	Slotted Spring Pin, 1/4" x 1 1/4"
14	G10885802	---	Row Unit Lock Up
15	G11465	1	Pin, 1/4" x 2 3/4"
16	G10018801 GA26920 GD11306 GD36860 GD36990	2 1 1 1 6	Disc and Bearing Assembly Bearing (Included W/G10018801) Disc Blade, 3.5 mm x 15" (Included W/G10018801) Bearing Housing (Included W/G10018801) Rivet, 1/4" x 9/16" (Included W/G10018801)
18	GD30725	8	Bushing
19	G10090401	2	Plastic Ribbed Hub Cap
20	G10915101	1	Hex Head Cap Screw, 5/8"-11 x 1 3/4", Grade 8 (L.H. Threads)
21	G10646401	1	R.H. Outer Scraper
22	G10646301	1	L.H. Outer Scraper
23	G10646501	1	Outer Disc Scraper Spring
24	G10335501	1	Depth Adjustment Lever
25	G10567901	1	Depth Adjust Pin
26	G10603601	1	Hex Socket Head Shoulder Screw, 5/8" x 2 1/2"
27	G10111	1	Lock Nut, 1/2"-13
28	G11389	1	Flat Washer, 1/2" Plated SAE
29	GD3612	1	Cap Plug
30	GB0266	1	Handle, Depth Adjustment
31	G10985901	1	Adjustment Handle Spring
32	G10957301	1	Gauge Wheel Spindle Shaft
33	---	1	See "Gauge Wheel Arm Assembly" on page P6
34	---	1	See "Gauge Wheel Arm Assembly" on page P6
35	G10322501	2	See "Base Row Unit Assembly" on page P2
36	G10397801	4	Special Machine Bushing, 5/8" x 1" O.D.
37	G10230	2	Lock Washer, 5/8"
38	G10010	2	Hex Head Cap Screw, 5/8"-11 x 3"
39	GB0265	1	Pivot Link, Depth Adjustment
40	G10003	2	Hex Head Cap Screw, 5/8"-16 x 1 1/2"
41	G10917301	1	Left Side Panel, Pull Row Unit
42	G10917401	1	Right Side Panel, Pull Row Unit
43	G10917501	1	Back Hopper Support, Pull Row Unit
44	G10911701	1	R.H. Wire Tray
45	G10780701	1	L.H. Wire Tray

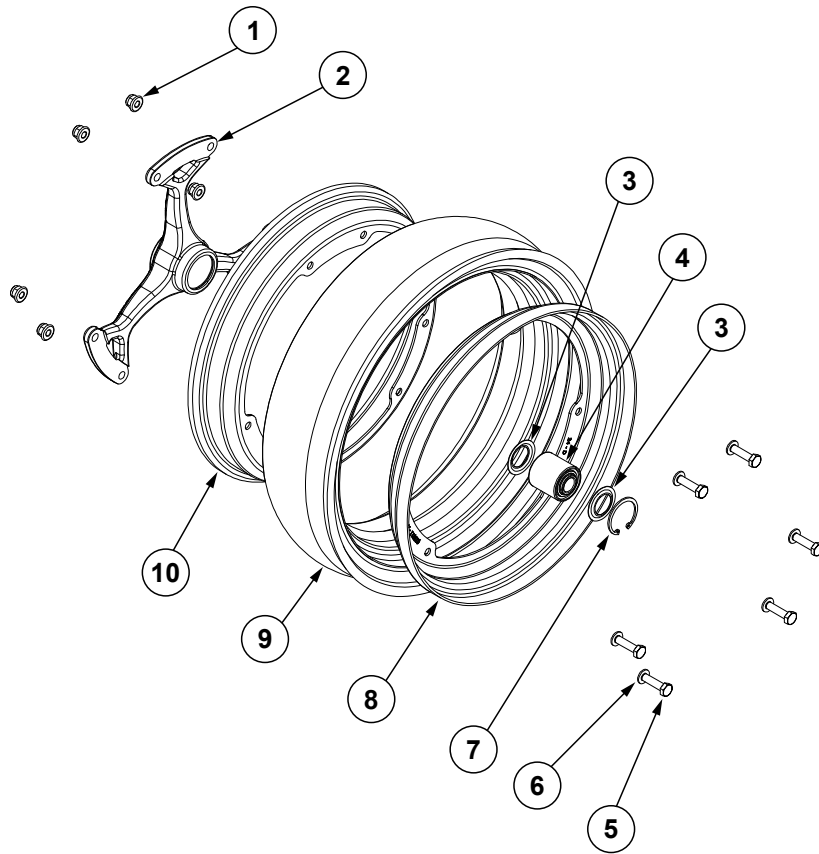
ITEM	PART NO.	QTY. (Per Row)	DESCRIPTION
46	G11961	13	Flat Washer, No. 8
47	G10972301	13	Torx Pan Head Tapping Screw, 8-18 x 1/2"
48	G10780801	1	IPN Mount
49	GA25949	1	IPN Module Assembly
50	G10019	2	Hex Head Cap Screw, 5/16"-18 x 1"
51	GA15485	1	Button
52	GD17039	-	U-Bolt, 7" x 7" x 5/8"-11
	G11391	-	Flat Washer, 5/8" SAE
	G10107	-	Lock Nut, 5/8"-11
	G10997801	-	Flexible Round Cap
53	G11387	10	Flat Washer, 3/8" SAE
54	G10108	2	Lock Nut, 3/8"-16
55	G10004	12	Hex Head Cap Screw, 3/8"-16 x 1 1/4"
56	G10622	6	Serrated Flange Nut, 3/8"-16
57	GD35449	5	Double Tube Clamp, 1"
58	G10720101	1	Wiring Guard
59	G10720001	1	Row Unit Wiring Hanger
60	G10986	2	Hex Non-Serrated Flange Cap Screw, 5/16"-18 x 5/8", Grade 5
61	G10538601	1	L.H. Gauge Wheel Scraper
62	G10538701	1	R.H. Gauge Wheel Scraper
63	G11356	4	Hex Socket Flange Cap Screw, 1/4"-20 x 1/2"
64	G10924201	1	Ratchet Clamp
65	---	1	See "Decals, Paint, and Miscellaneous" on page P285
66	GA17660	-	T-Bolt, 5/8"-11 x 1 1/2"
	G11391	-	Flat Washer, 5/8" SAE
	G10107	-	Lock Nut, 5/8"-11
67	---	---	---
68	G10846901	2	Clevis Pin, 1/4" x 1 3/16"
69	G10847001	3	Locking Cotter Pin, 7/8" x 1/4"
70	G11123	4	Hex Serrated Flange Cap Screw, 3/8"-16 x 3/4"
71	G10915001	1	Hex Head Cap Screw, 5/8"-11 x 1 1/4", Grade 8
72	G10925601	2	Side Panel Wear Strip

(107044)



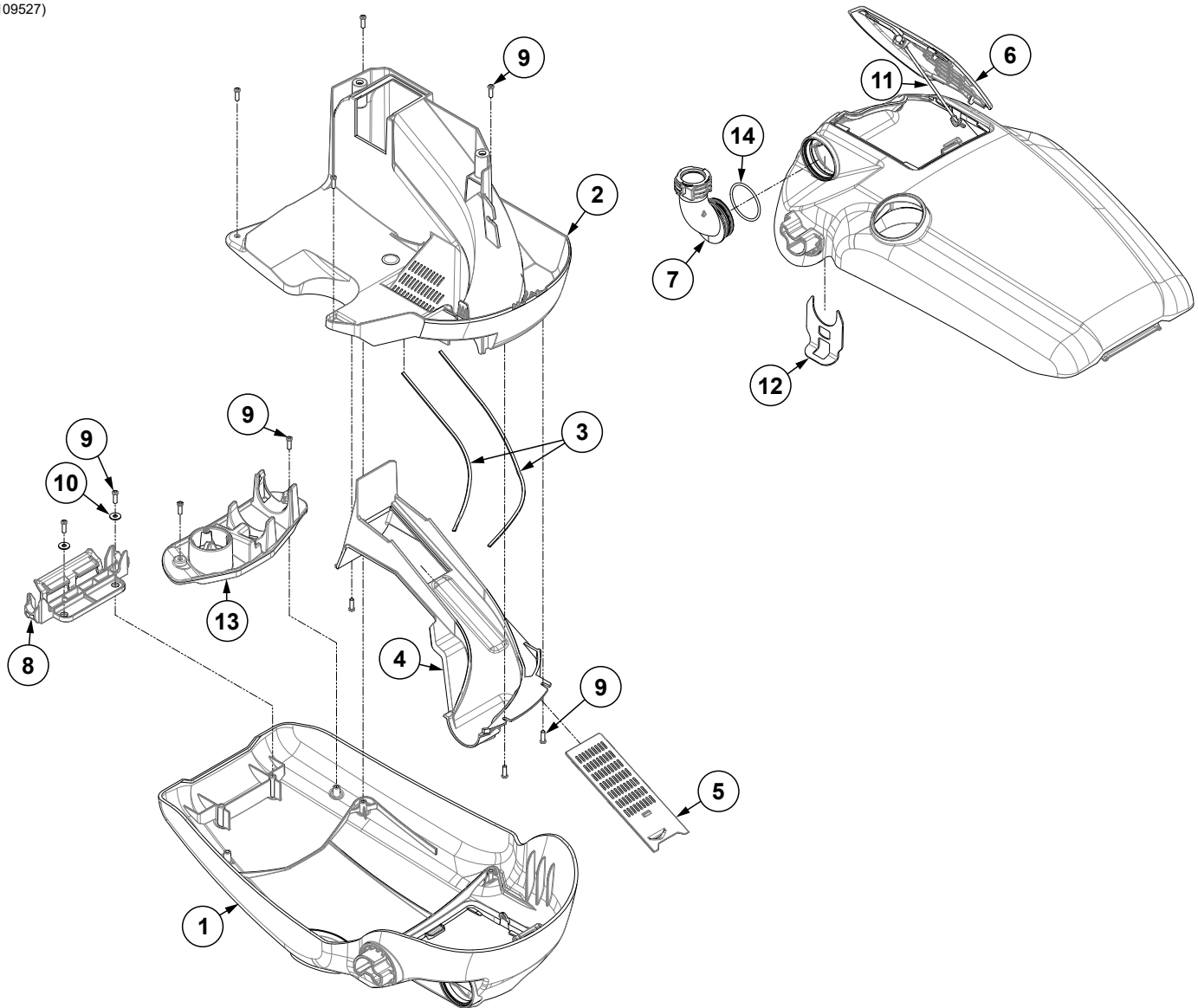
ITEM	PART NO.	QTY.	DESCRIPTION
1	G10901501	1	R.H. Gauge Wheel Arm
	G10901401	1	L.H. Gauge Wheel Arm
2	G10937901	2	Spacer
3	G10957401	1	Gauge Wheel Arm Adjustment Nut
4	G10815901	2	Gauge Wheel Arm Seal
5	G10463301	1	Bushing
6	G10538401	1	Internal Retaining Ring
A	G10704302	-	L.H. Gauge Wheel Arm Assembly, Items 1-6
	G10704402	-	R.H. Gauge Wheel Arm Assembly, Items 1-6

(103225)



ITEM	PART NO.	QTY. (Per Row)	DESCRIPTION
1	G10335001	6	Flange Wheel
2	G10322501	1	Flange Hub
3	GD36713	2	Gauge Wheel Dust Shield
4	GA6171	1	Bearing
5	G10335101	6	Screw, M8 x 30/8.8
6	G11386	6	Flat Washer, 5/16" SAE
7	G10335201	1	Elastic Ring
8	G10334801	1	Flange Wheel
9	G10028601	1	Tire, 4 1/2" x 16
10	G10334901	1	Flange Wheel
A	G10322501	-	Spoke Gauge Wheel Assembly (Items 1-10)

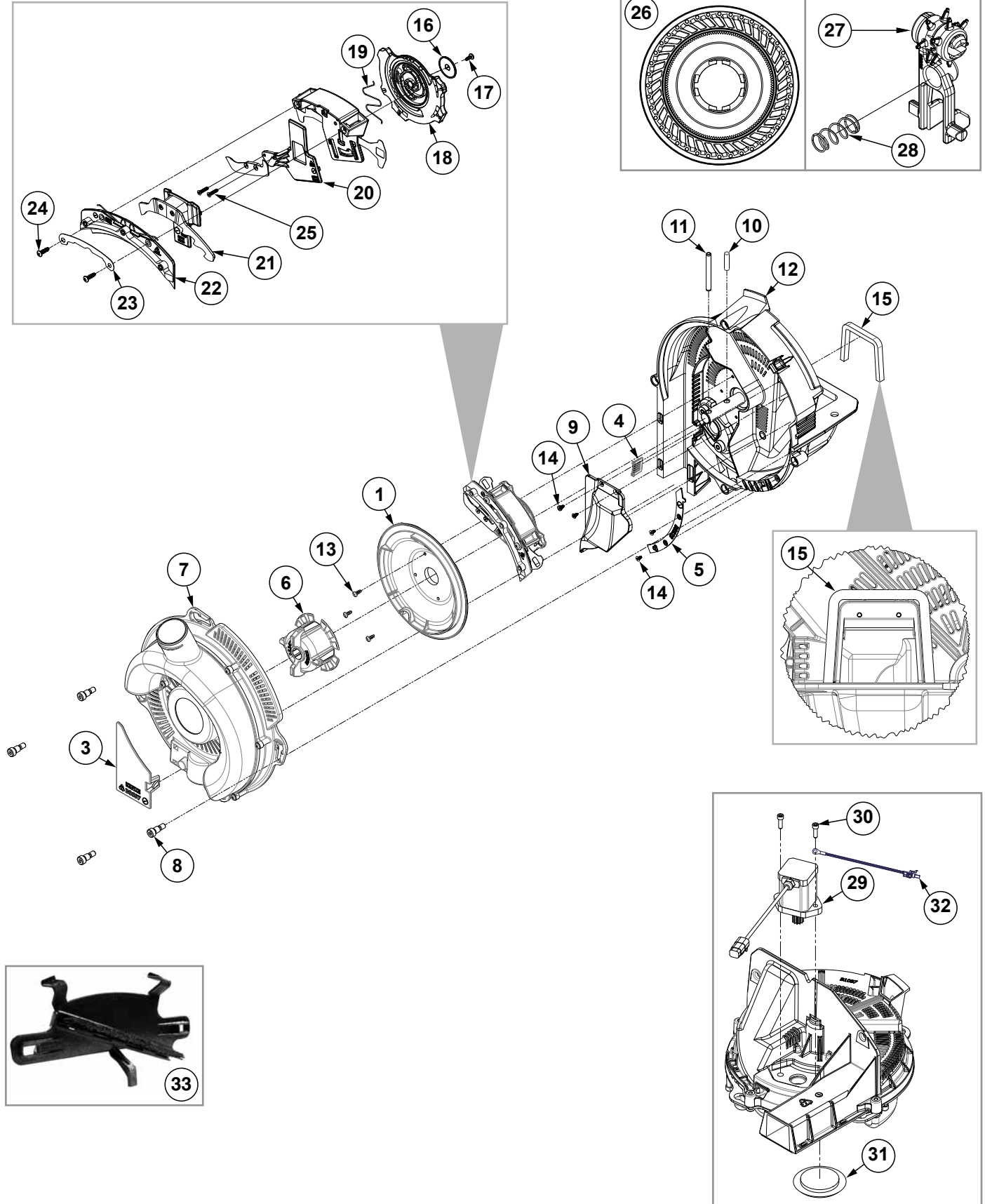
(109527)



ITEM	PART NO.	QTY. (Per Row)	DESCRIPTION
1	G10948901	1	True Rate Hopper Cover
2	G10949101	1	True Rate Hopper, 5000 Series
3	G10962002	1	Adhesive Back Foam, .125" x .063" x 22"
4	G10949301	1	True Rate Hopper Diffuser
5	G10645601	1	True Rate Hopper Diffuser Door
6	G10645701	1	Mini-Hopper Lid
7	G10949401	1	Bulk Fill Swivel Elbow
8	G10939201	1	Hopper Latch, Black
9	G10701401	11	Torx Pan Head Tapping Screw, 8-18 x 1/2"
10	G11961	2	Flat Washer, No. 8
11	GB1247	1	Tether
12	G10949501	1	Bulk Fill Retention Clip
13	G10701301	1	Plug Holder
14	G10962101	1	O-Ring, No. 131

This page left blank intentionally.

(107247)



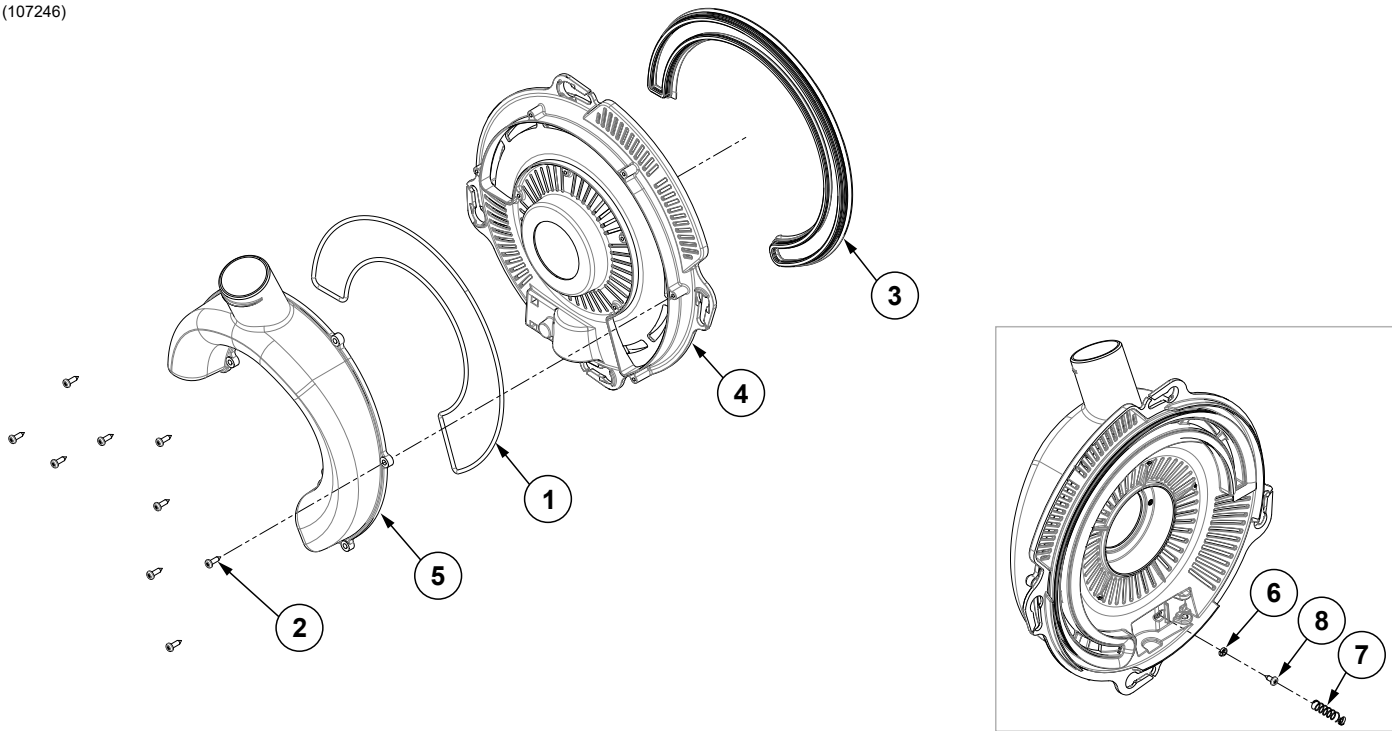
True Rate Seed Meter

M0322-02

5670

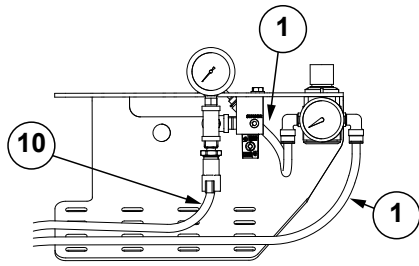
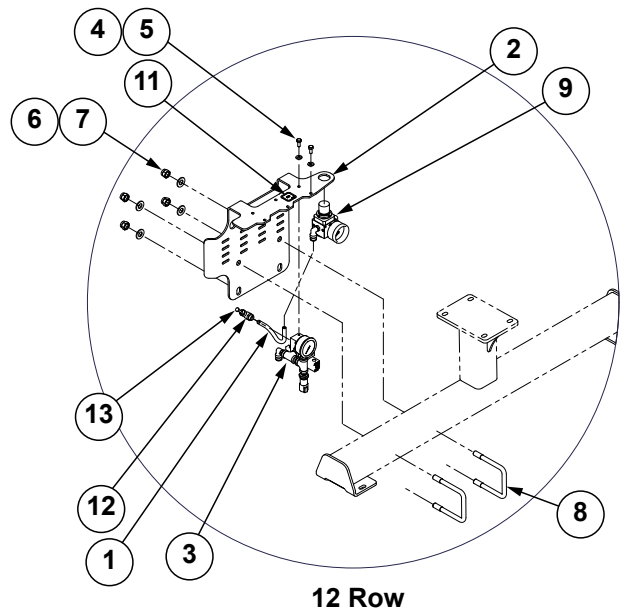
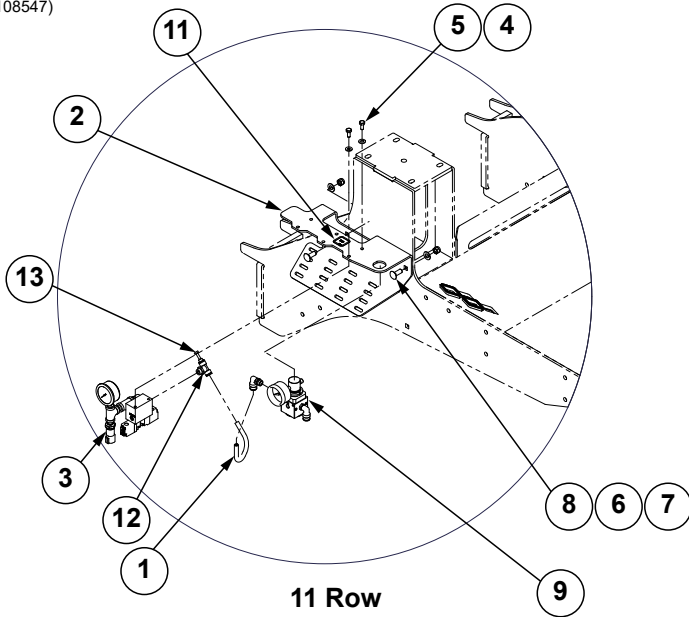
ITEM	PART NO.	QTY.	DESCRIPTION
1	G10950601	1	Shield
2	---	---	---
3	GB0697	1	Chute Cover
4	GB0780	1	Brush
5	GB0823	1	Baffle
6	GB1147	1	Disc Hub
7	---	1	See "True Rate Meter Cover Assembly" on page P12
8	G11172	4	Hex Socket Head Shoulder Screw, ¼"-20 x ¾", Stainless Steel
9	G10950501	1	True Rate Baffle
10	G11448	1	Pin, ¼" x 1"
11	G10475	1	Spring Pin, ¼" x 2¼"
12	G10958801 GA16701	1	Meter Housing W/Bearing Bearing (Included W/G10958801)
13	G11965	3	Torx Pan Head Tapping Screw, No. 6-19 x ⅜"
14	G11618	4	Torx Flat Head Tapping Screw, No. 6-19 x ¼"
15	GD34774	1	Meter Gasket
16	GB0810	1	Singulator Adjustor Retainer
17	G11517	1	Phillips Pan Head Tapping Screw, 6-19 x ⅝"
18	GB0957	1	Singulator Adjustor
19	GD26960	1	Wire Form Spring
20	GB0921	1	Lower Blade
21	GB0958	1	Outer Blade
22	GA24676	1	Singulator Guide Assembly
23	GD29657	1	Retainer
24	G11578	2	Phillips Pan Head Tapping Screw, No. 8-18 x ½"
25	G11693	2	Torx Flat Head Machine Screw, No. 4-40 x ½"
26	G11152X G11047X G11154X G11153X G11105X G11106X G11107X GB1237 GB1231 G11048X G11042X G11332X	1 - - - - - - - - - - -	Seed Disc, Corn (40 Cell) Light Blue Color-Coded, Ejector Wheel, and Spring Seed Disc, Soybean (120 Cell) Black Color-Coded, Ejector Wheel, and Spring Seed Disc, Sugar Beets/Milo, Dark Orange Color-Coded, Ejector Wheel, and Spring Seed Disc, Sunflower (40 Cell) Gray Color-Coded, Ejector Wheel, and Spring Seed Disc, Cotton (60 Cell) Green Color-Coded, Ejector Wheel, and Spring Seed Disc, Black Turtle, Navy Edible Bean and Popcorn (60 Cell) Brown Color-Coded, Ejector Wheel, and Spring Seed Disc, Pinto, Great Northern Edible Beans, and Soybean (60 Cell) Dark Blue Color Coded, Ejector Wheel, and Spring Anti-Static Blank Seed Disc Blank Seed Disc Seed Disc, Soybean (60 Cell) Black Color-Coded Seed Disc, Wheat (54 Cell) Purple Color-Coded Seed Disc, Wheat (231 Cell) Red Color-Coded, Ejector Wheel, and Spring
27	G10665101 G10483401 G10665001 GA19115 G10614301 G10483201 GA26989 G10936101	- - - - - - - -	Ejector Arm, Corn Ejector Arm, Soybean (120 Cell) Ejector Arm, Sunflower Ejector Arm, Beets/Milo Ejector Arm, Black Turtle, Navy, Pinto, Great Northern Edible Bean, Popcorn Ejector Arm, Soybean (60 Cell) Ejector Arm, Wheat (54 Cell) Ejector Arm, Wheat (231 Cell)
28	G10483101	-	Compression Spring
29	G10494201		Meter Stepper Motor
30	G11588		Hex Socket Head Cap Screw, No. 10-24 x ⅝"
31	GD29425		Dust Cap
32	GA20711		Seed Meter Motor ESD Drain Harness
33	G10983301 G10983101 G10983201	1 1 1	Wheat Brush Singulator (Included w/G11332x) Wheat Brush Mount (Included W/G10983301) Brush (Included W/G10983301)

(107246)

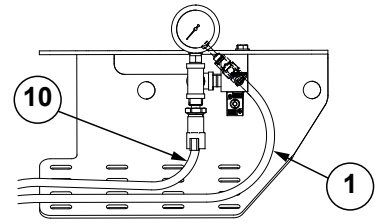


ITEM	PART NO.	QTY.	DESCRIPTION
1	GD26593	1	Gasket Housing
2	G11556	9	Phillips Pan Head Tapping Screw, 6-19 x 1/2"
3	GB0676	1	Lip Seal
4	GB0920	1	Cover
5	G11061301	1	Vacuum Inlet, True Rate
6	GB0907	1	Retainer Spring
7	G10483101	1	Ejector Spring
8	G11619	1	Phillips Pan Head Tapping Screw, No. 6-19 x 3/8"

(108547)



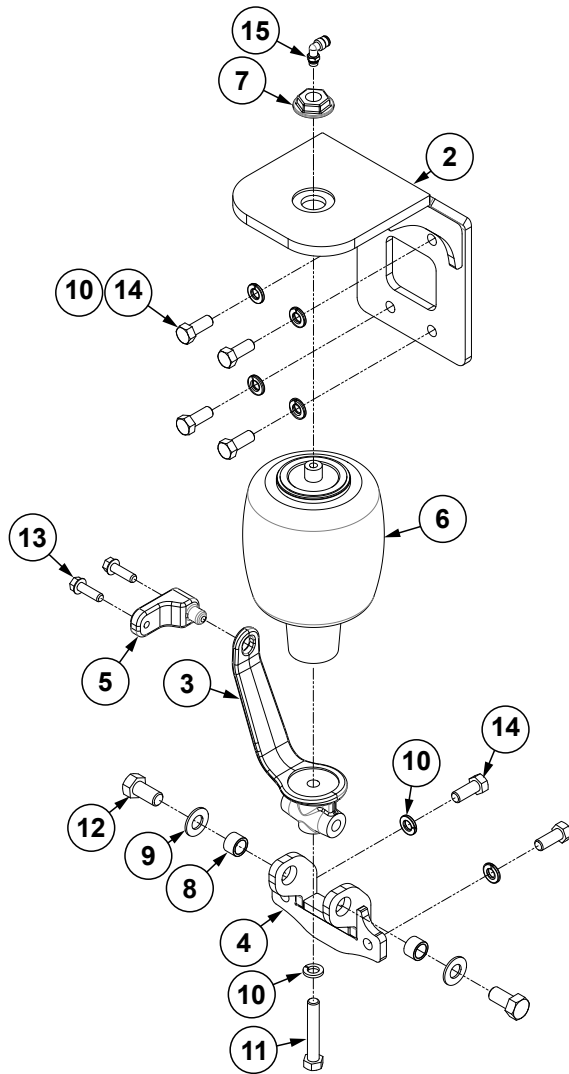
**PDP Air Supply
W/Yetter Air Compressor**



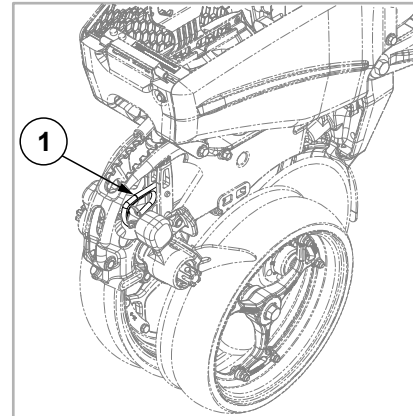
**PDP Air Supply
W/Yetter Electric Compressor**

ITEM	PART NO.	QTY.	DESCRIPTION
1	---	1	See "Airline Fittings and Hoses" on page P21
2	G10938701	1	Air Valve Bracket, 12 Row
	G10938601	1	Air Valve Bracket, 16 Row
3	G10813601	1	See "Air Valve Assembly" on page P20
4	G11385	2	Flat Washer, 1/4" SAE
5	G10020	2	Hex Head Cap Screw, 1/4"-20 x 5/8"
6	G11389	2	Flat Washer, 1/2" Plated SAE, 12 Row
	G11387	-	Flat Washer, 3/8" SAE, 16 Row
7	G10111	4	Lock Nut, 1/2"-13, 12 Row
	G10108	2	Lock Nut, 3/8"-16, 16 Row
8	GD4743	2	U-Bolt, 3" x 3" x 1/2"-13, 12 Row
	G10305	-	Carriage Bolt, 3/8"-16 x 1", 16 Row
9	G10816001	1	See "Air Pressure Regulator Assembly" on page P21
10	---	1	See "Airline Fittings and Hoses" on page P21
11	G10822601	1	See "Decals, Paint, and Miscellaneous" on page P285
12	G10657901	1	See "Airline Fittings and Hoses" on page P21
13	G10606301	2	See "Airline Fittings and Hoses" on page P21

(107184)

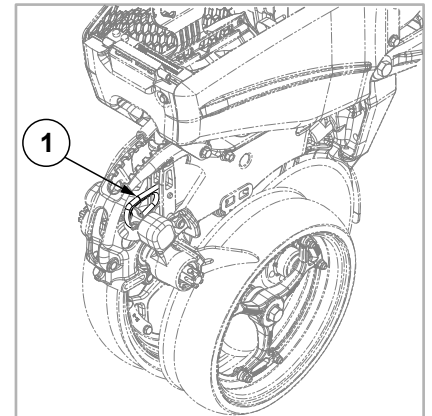
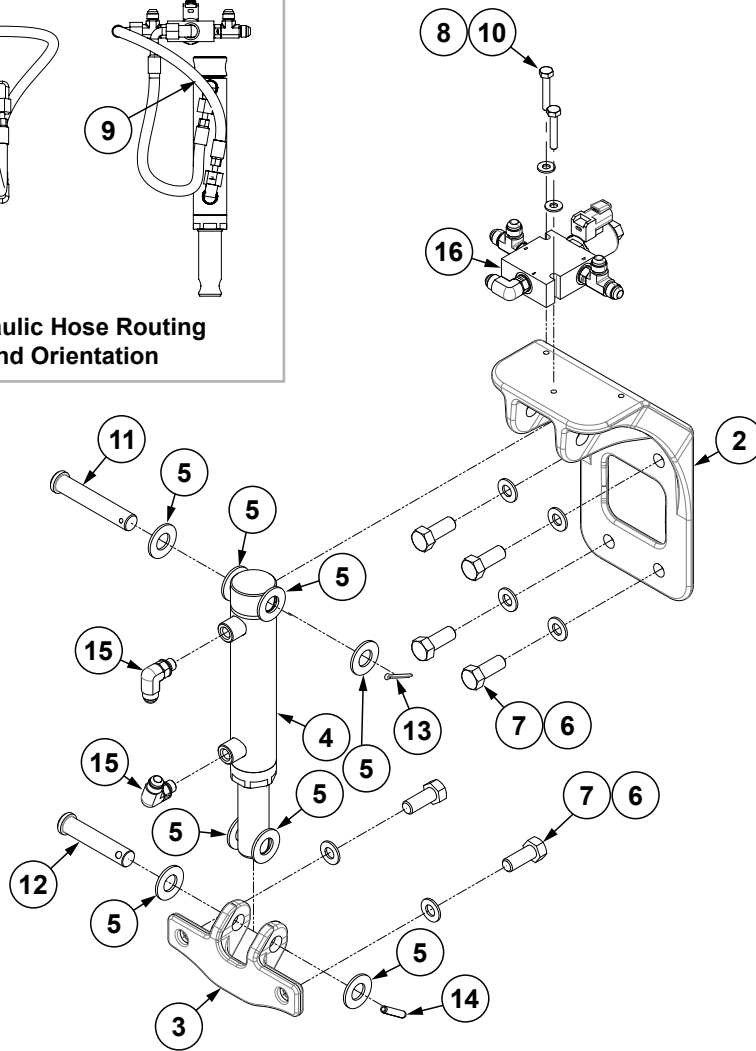
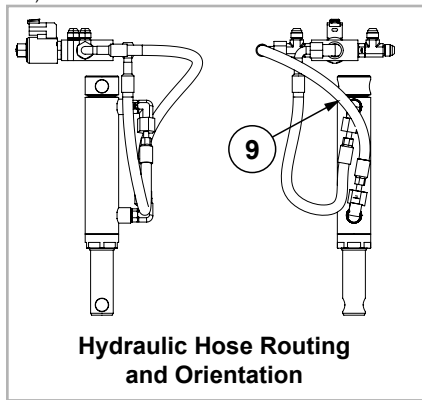


[See "Airline Fittings and Hoses" on page P21](#)



ITEM	PART NO.	QTY.	DESCRIPTION
1	GB0285	1	Collar, Depth Adjustment
2	G10779501	1	Upper Pneumatic Down Pressure Mount
3	G10362001	1	Lower Pneumatic Down Pressure Mount
4	G10779601	1	Lower Pneumatic Down Pressure Base Mount
5	G10467701	1	Pneumatic Down Pressure Stabilizer Arm, Pull Row Unit
6	GA11982	1	Air Spring Assembly
7	GB0397	1	Shoulder Nut, 3/4"-16
8	GB0218	2	Bushing, 2 1/32" I.D. x 7/8" O.D. x 1 1/32" Long
9	G11391	2	Flat Washer, 5/8" SAE
10	G10228	7	Lock Washer, 1/2"
11	G10038	1	Hex Head Cap Screw, 1/2"-13 x 3"
12	G10055	2	Hex Head Cap Screw, 5/8"-11 x 1 1/4"
13	G11204	2	Hex Serrated Flange Cap Screw, 3/8"-16 x 1 1/4", Grade 5
14	G10037	6	Hex Head Cap Screw, 1/2"-13 X 1 1/4", Grade 5
15	GD19080	1	Elbow, 1/4" x 1/8" NPT Swivel

(107183)

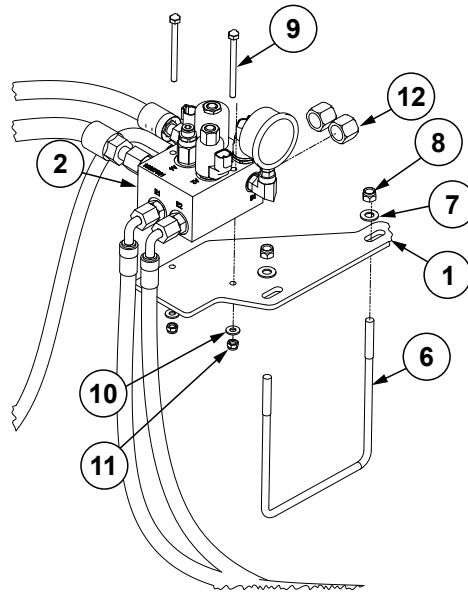
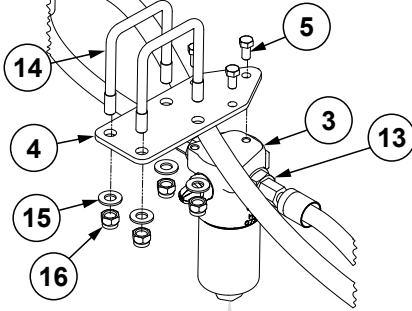


ITEM	PART NO.	QTY.	DESCRIPTION
1	GA27146	1	True Depth Link (27" Harness)
2	G11005501	1	Upper Hydraulic Down Force Mount Plate
3	G10361901	1	Lower Hydraulic Down Force Mount
4	G10983402	1	See "Hydraulic Down Force Cylinder, Pull Row Unit" on page P189
5	G11391	8	Flat Washer, 5/8" SAE
6	G11389	6	Flat Washer, 1/2" Plated SAE
7	G11000801	6	Hex Head Cap Screw, 1/2"-13 x 1 1/4", Grade 5
8	G11385	2	Flat Washer, 1/4" SAE
9	*A7679-15	2	Hose Assembly, 1/4" x 15" (06F-06F90)
10	GD35459	2	Hex Head Cap Screw, 1/4"-20 x 1 1/2", Grade 5
11	G10523801	1	Clevis Pin, 5/8" x 3 1/2"
12	G10789701	1	Clevis Pin, 5/8" x 3"
13	G10451	1	Cotter Pin, 1/8" x 1"
14	G11646	1	Slotted Spring Pin, 1/4" x 1 1/4"
15	G6801-06-04	2	Elbow, 90°, 9/16"-18 x 7/16"-20 W/O-Ring
16	---	1	See "Row Unit Control Block" on page P195

* Hydraulic hose is not stocked by Kinze Repair Parts

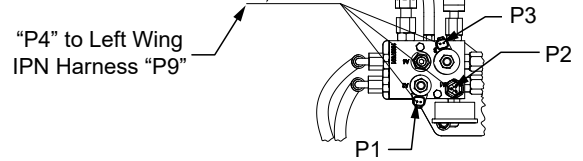
(109409)

12 Row

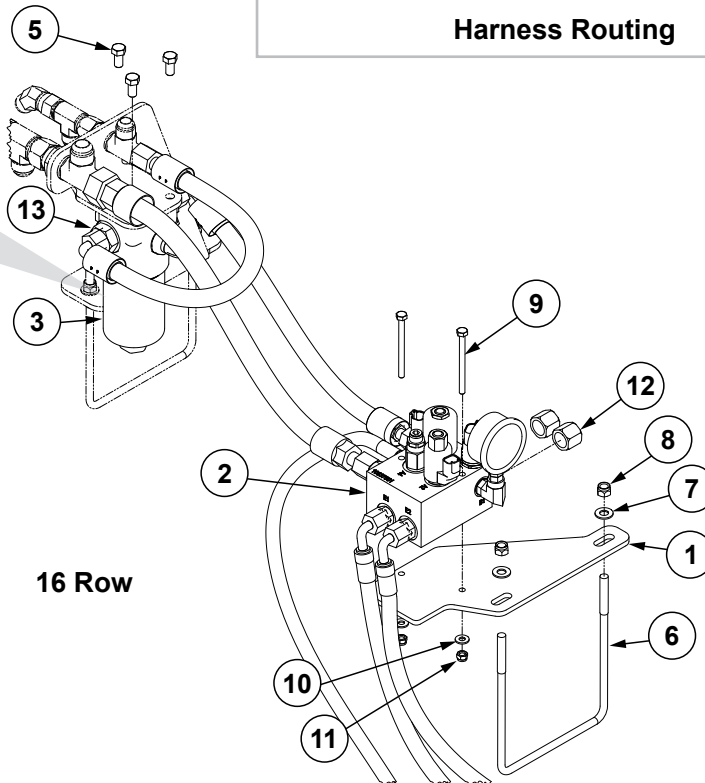
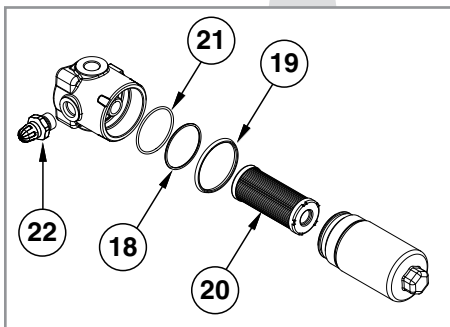


12 Row and 16 Row
(12 Row Shown)

"P4" to Left Wing
IPN Harness "P9"



Harness Routing

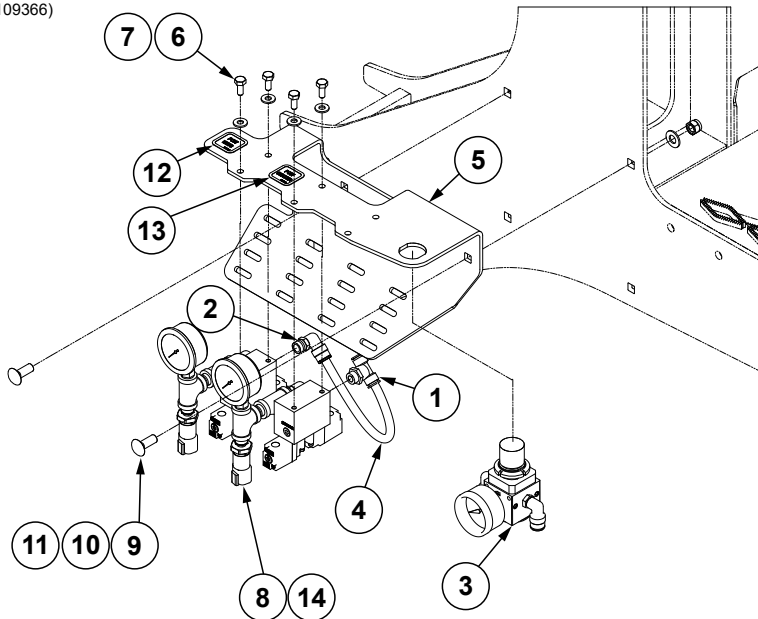


16 Row

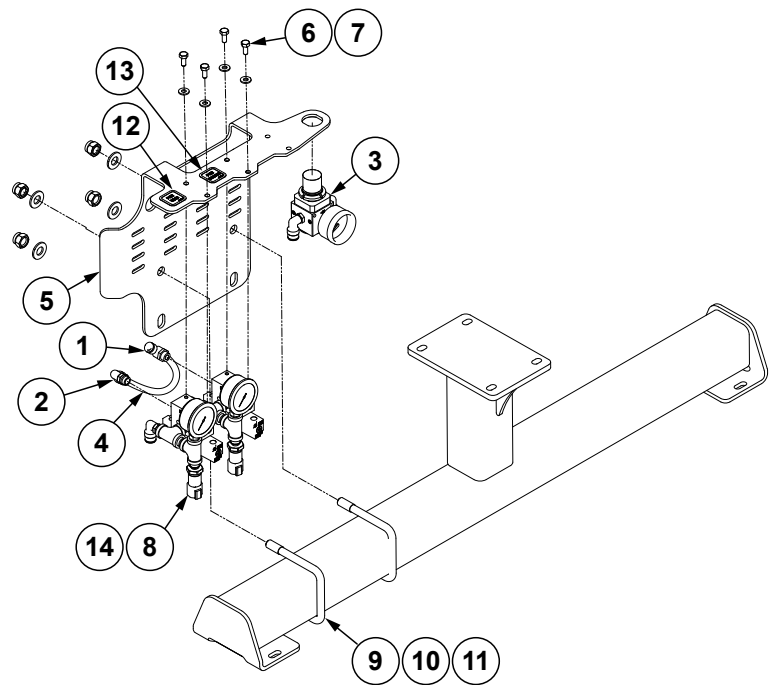
ITEM	PART NO.	QTY.	DESCRIPTION
1	G10566301	1	True Depth Manifold Plate
2	---	1	See "True Depth Valve Block" on page P196
3	GA25857 GR2368	1 -	In-Line Filter Assembly, Includes Items 23-27 Seal Kit, Includes: (1) Sealing O-Ring, (1) Anit-Extrusion Ring, (1) External O-Ring
4	G10586401	-	True Depth Filter Mount Plate
5	G10002	3	Hex Head Cap Screw, 3/8"-16 x 3/4"
6	GD19090	1	U-Bolt, 6" x 3/8"-16
7	G11387	2	Flat Washer, 3/8" SAE
8	G10108	2	Lock Nut, 3/8"-16
9	G10162	2	Hex Head Cap Screw, 1/4"-20 x 3/4"
10	G11385	2	Flat Washer, 1/4" SAE
11	G10110	2	Lock Nut, 1/4"-20, Grade B
12	G304-C-8	2	Cap Nut, 3/4"-16
13	6400-08-12	2	Adapter, 3/4"-16 Male JIC to 1 1/16"-12 O-Ring
14	GD4743	2	U-Bolt, 3" x 3" x 1/2"-13
15	G11389	4	Flat Washer, 1/2" Plated SAE
16	G10111	4	Lock Nut, 1/2"-13
17	G10803401	1	Integrated True Depth Harness
18	*R2366	1	Anti-Extrusion Ring
19	*R2365	1	External O-Ring
20	GD35835	1	Replacement Filter Cartridge
21	*R2367	1	Sealing O-Ring
22	GR2361	1	Flow Indicator

***Item is part of seal kit, item can not be purchased individually.**

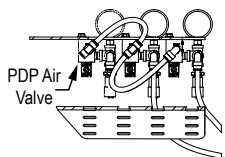
(109366)



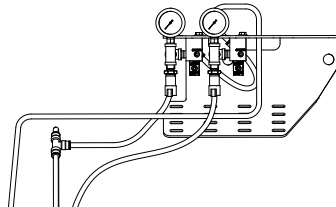
16 Row



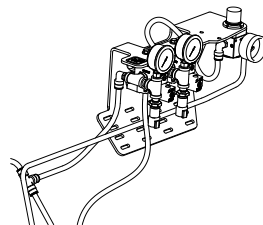
12 Row



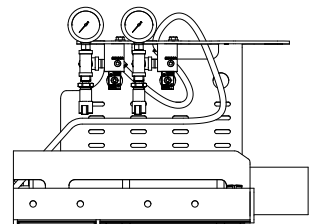
12 Row and 16 Row
(16 Row Shown)
Air Closing Wheel Air Supply W/PDP



16 Row
Air Closing Wheel Air Supply
W/Electric Compressor and No PDP



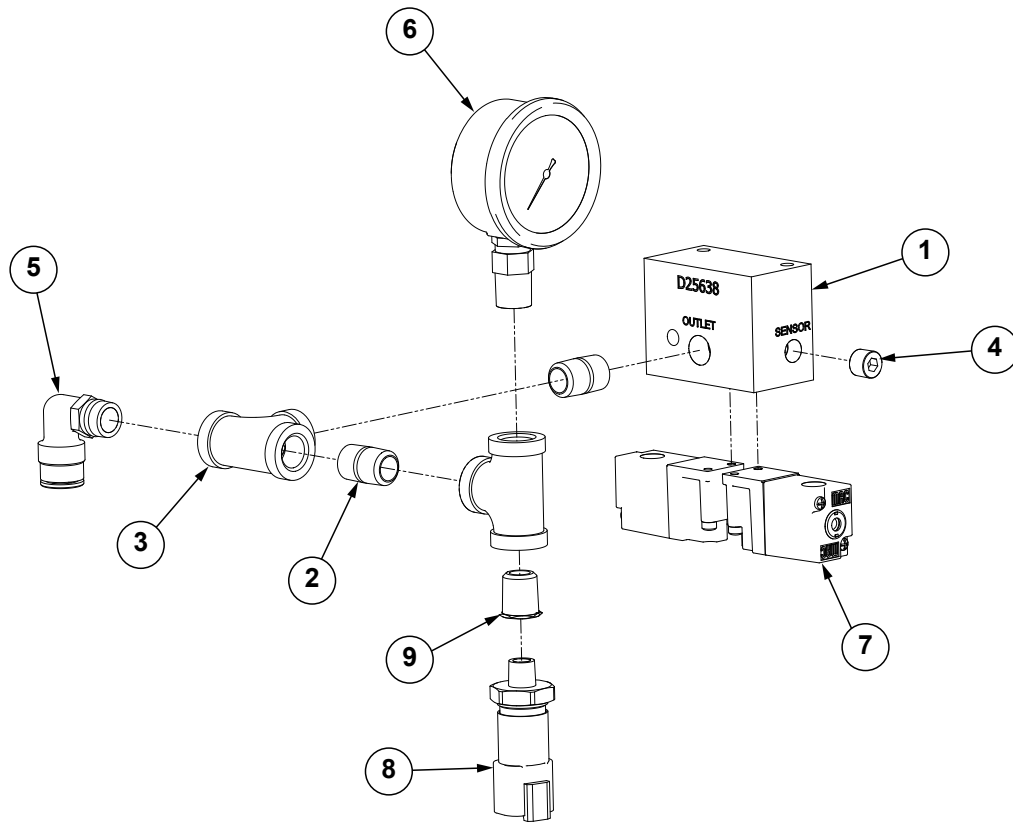
12 Row and 16 Row (16 Row Shown)
Air Closing Wheel Air Supply
W/Yetter Compressor and No PDP



12 Row
Air Closing Wheel Air Supply
W/Electric Air Compressor and No PDP

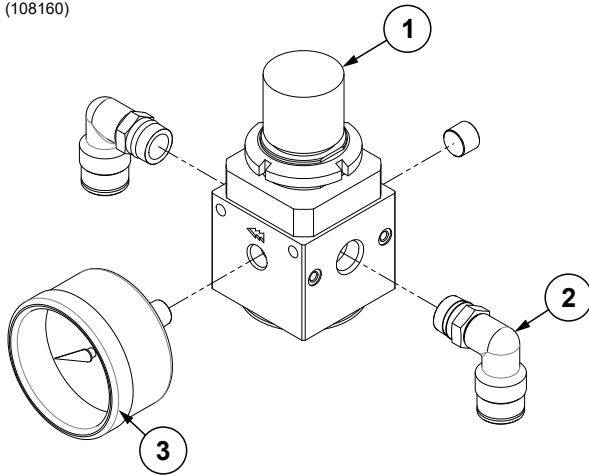
ITEM	PART NO.	QTY.	DESCRIPTION
1	G10657901	1	Adapter Tee, 3/8" PTC x 1/4" NPT
2	GD17143	1	Swivel Elbow, 1/4" NPT x 3/8"
3	---	1	See "Air Pressure Regulator Assembly" on page P21
4	---	1	See "Airline Fittings and Hoses" on page P21
5	G10938701	1	Air Valve Bracket, 12 Row
	G10938601	1	Air Valve Bracket, 16 Row
6	G10020	4	Hex Head Cap Screw, 1/4"-20 x 5/8"
7	G11385	4	Flat Washer, 1/4" SAE
8	---	2	See "Air Valve Assembly" on page P20
9	GD4743	2	U-Bolt, 3" x 3" x 1/2"-13, 12 Row
	G10305	2	Carriage Bolt, 3/8"-16 x 1", 16 Row
10	G11389	4	Flat Washer, 1/2" Plated SAE, 12 Row
	G11387	2	Flat Washer, 3/8" SAE, 16 Row
11	G10111	4	Lock Nut, 1/2"-13, 12 Row
	G10108	2	Lock Nut, 3/8"-16, 16 Row
12	G10822801	1	See "Decals, Paint, and Miscellaneous" on page P285
13	G10822701	1	See "Decals, Paint, and Miscellaneous" on page P285
14	G10806201	1	Air Closing Wheel Harness, 40"

(108136)



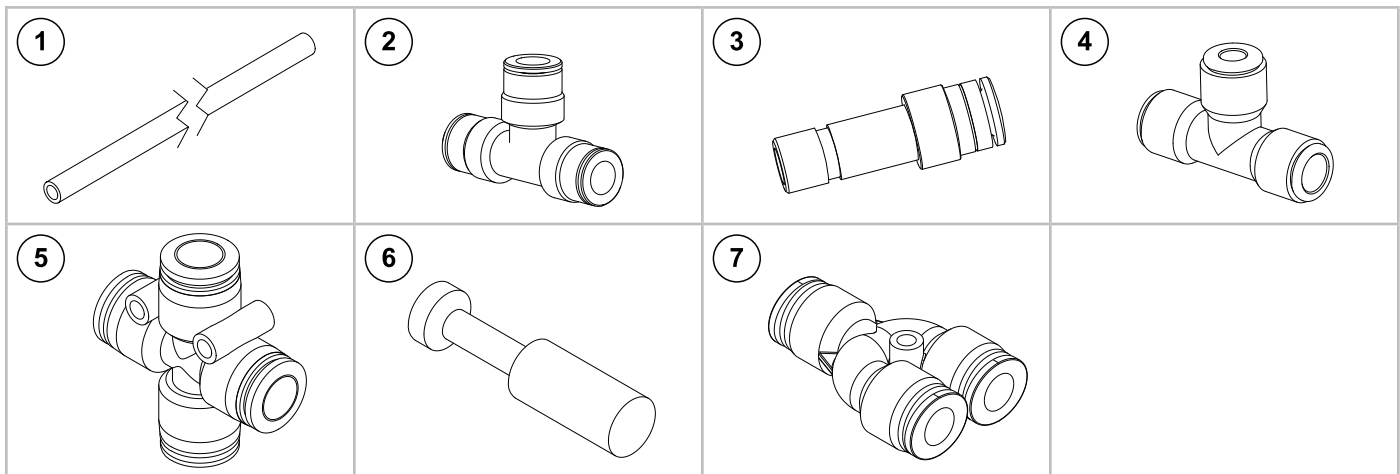
ITEM	PART NO.	QTY.	DESCRIPTION
1	GD25638	1	DF Block
2	GD18081	2	Close Nipple, 1/4" NPT
3	GD19237	2	Tee, 1/4" NPT
4	GD19079	1	Plug, 1/8" NPT
5	GD17143	1	Swivel Elbow, 1/4" NPT x 3/8"
6	GA21405	1	Pressure Gauge, 1/4" NPT
7	GA20370	2	12 VDC Air Valve
8	GA14804	1	Pressure Sensor (0-120 PSI)
9	G10506401	1	Reducer, 1/4"-18 x 1/8"-27 NPT
10	GD19811	1	4 Pin Receptacle, Black
11	GD12557	4	Male 20-18 AWG Terminal Pin
12	GD12558	4	Cable Seal, 18-16 AWG

(108160)



ITEM	PART NO.	QTY.	DESCRIPTION
1	G10792901	1	Pressure Regulator
2	GD17143	2	Swivel Elbow, 1/4" NPT x 3/8"
3	G10776801	1	Air Pressure Gauge, 0-160 PSI

Airline Fittings and Hoses



ITEM	PART NO.	QTY.	DESCRIPTION
1	G10829507	1	White Tubing, 3/8" O.D. x 500'
	G10829407	1	Grey Tubing, 3/8" O.D. x 500'
	GD17151-21	1	Blue Tubing, 1/4 O.D. x 250'
	G10829307	1	Purple Tubing, 3/8" O.D. x 500'
	GD17150-00	1	Blue Tubing, 3/8" O.D. x 250'
	G10658001	1	Brown Tubing 3/8" O.D. x 500'
	G10609001	1	Black Tubing, 3/8" O.D. x 500'
2	GD18010	3	Tee, 3/8" Tube Union
3	GD18796	4	Reducer, 3/8" To 1/4"
4	GD26110	-	Reducing Tee, 3/8" x 1/4" x 3/8"
5	G10605801	4	PTC Cross Adapter, 3/8"
6	G10606301	1	Plug
7	G10579001	-	WYE PTC Adapter, 3/8"

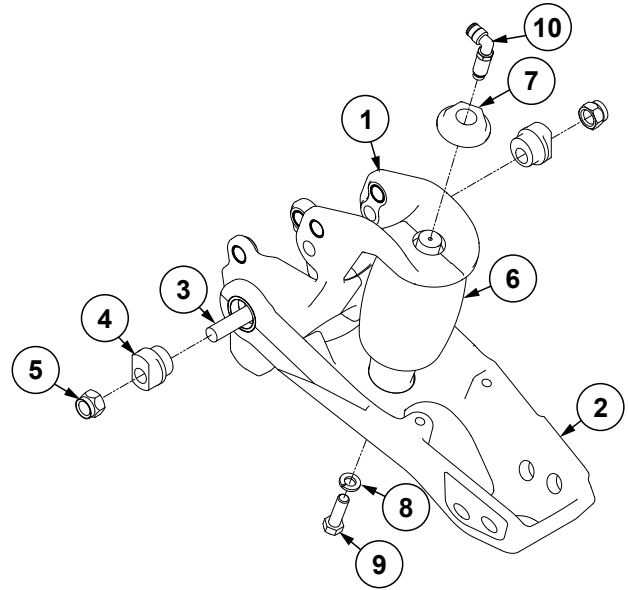
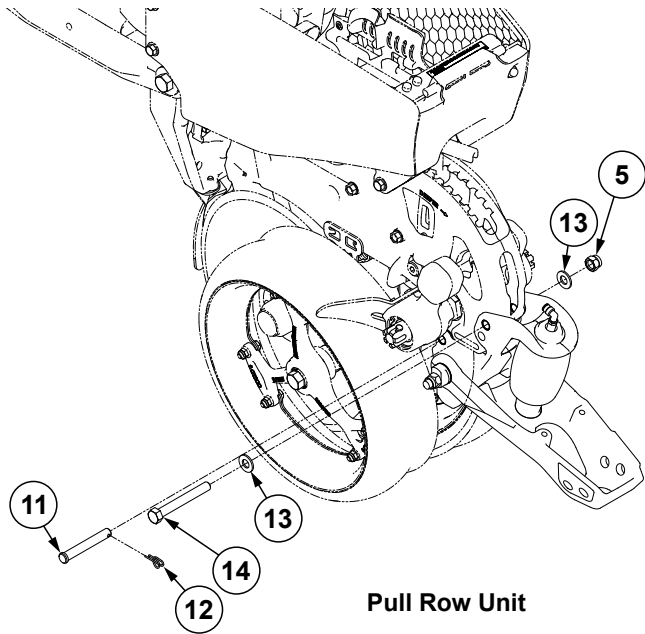
Air Adjust Closing Wheel Arm, Pull Row Unit

Model 5670

M0322-02

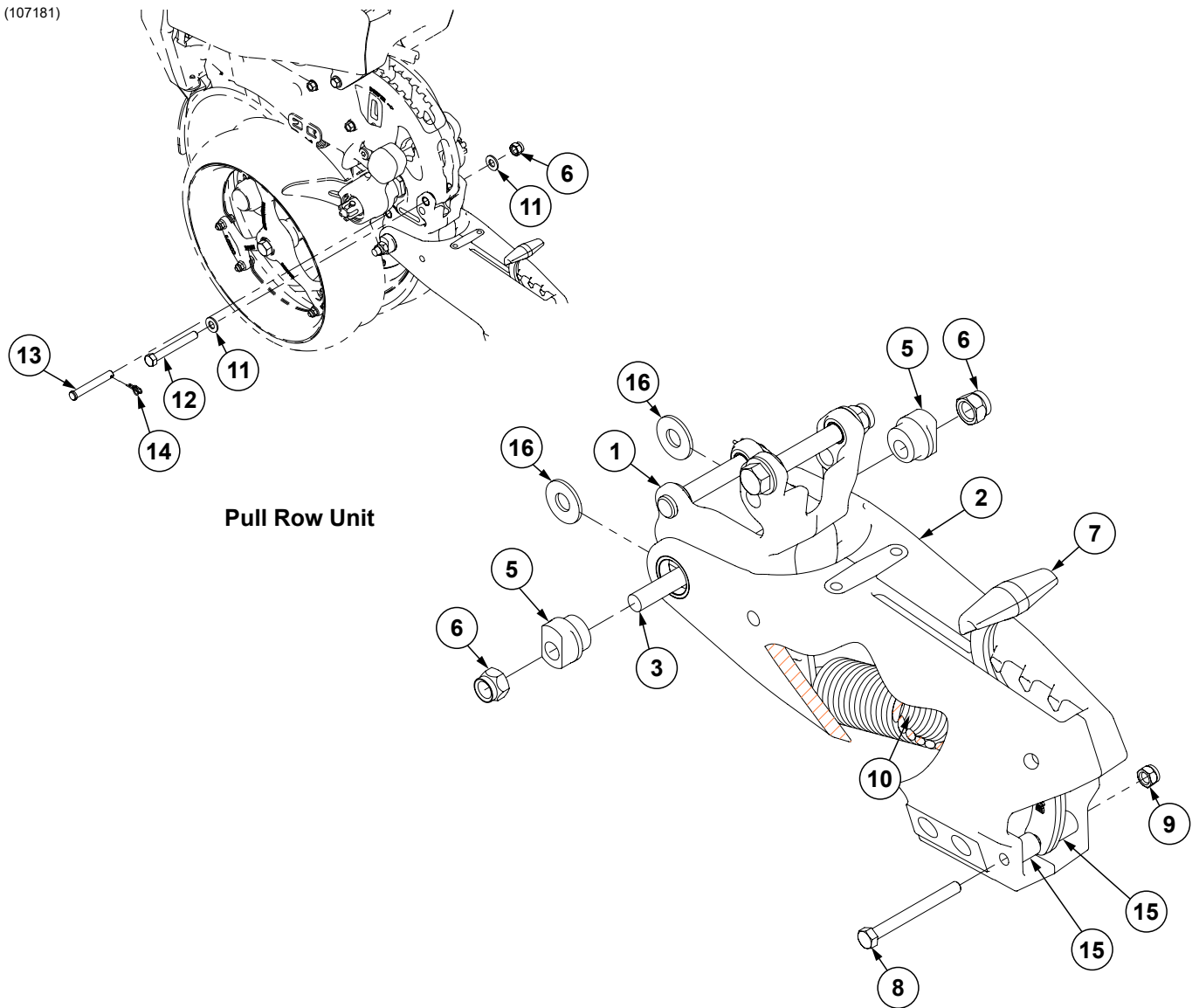
(107182)

[See "Airline Fittings and Hoses" on page P21](#)



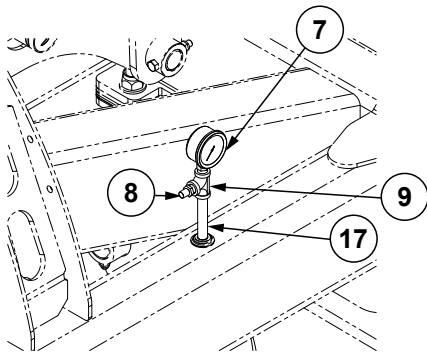
ITEM	PART NO.	QTY.	DESCRIPTION
1	G10704101 G10635001	1	Air Adjust Closing Wheel Mount Assembly Bushing, .625 O.D. x .515" I.D. x .438" (Included W/G10704101)
2	G10704201 G10635101	1	Air Adjust Closing Wheel Arm Assembly Bushing, 1.25" O.D. x 1" I.D. x .375" (Included W/G10704201)
3	G11419	2	Carriage Bolt, 1/2"-13 x 2 1/4"
4	GB0239	2	Eccentric Bushing
5	G10111	4	Lock Nut, 1/2"-13
6	G10506101	1	Air Adjust Closing Wheel Air Bag
7	GB0397	1	Shoulder Nut, 3/4"-16
8	G10229	1	Lock Washer, 3/8"
9	G10004	1	Hex Head Cap Screw, 3/8"-16 x 1 1/4"
10	GD19298	1	1/4" Male Swivel Elbow, Extended
11	G10523901	-	Clevis Pin, 1/2" x 3 1/2"
12	G10745301	-	Locking Cotter Pin, 5/64" x 1/2"
13	G11389	4	Flat Washer, 1/2" Plated SAE
14	G10035	2	Hex Head Cap Screw, 1/2"-13 x 4"

(107181)

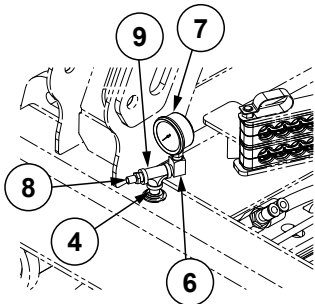


Pull Row Unit

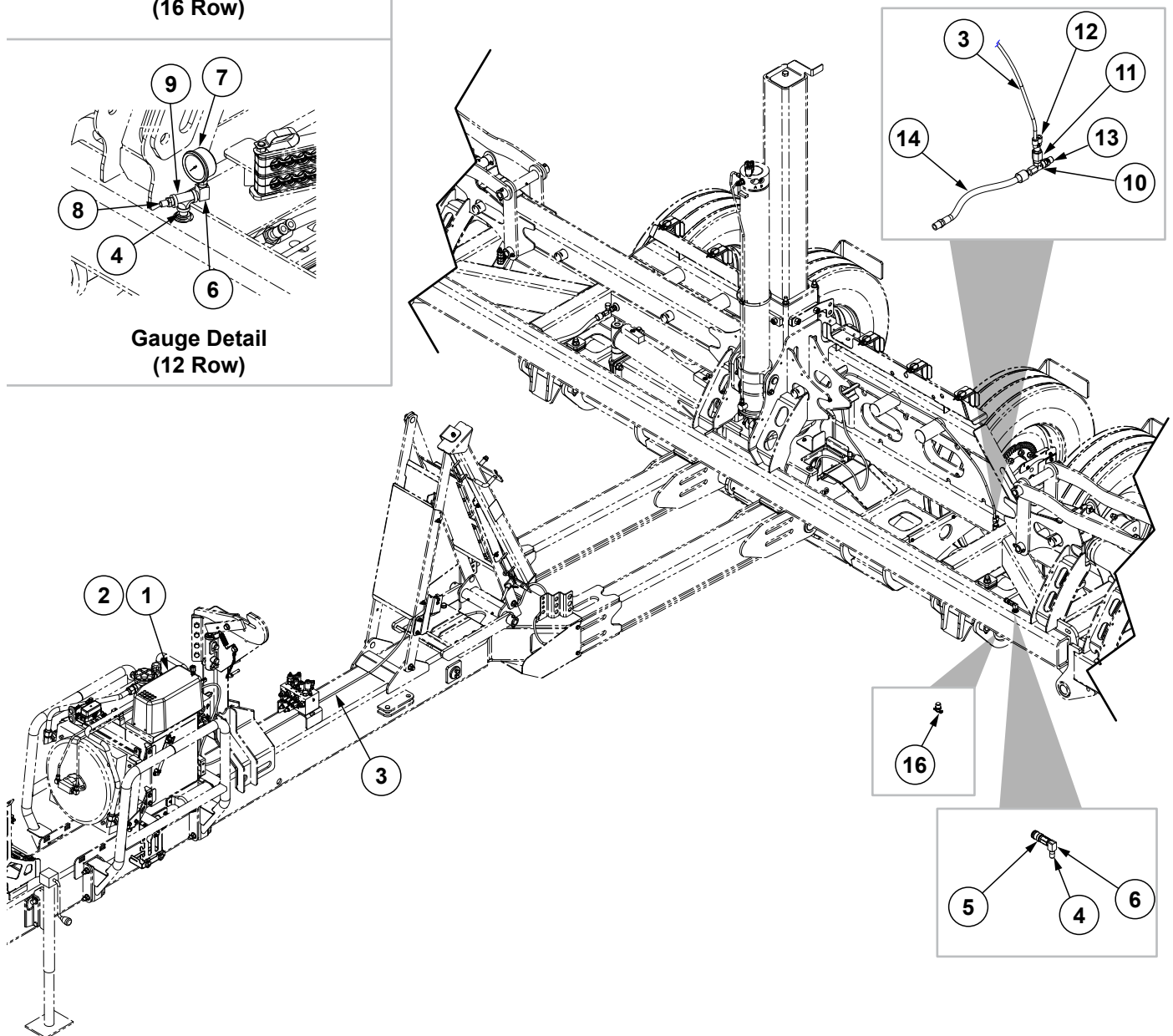
ITEM	PART NO.	QTY.	DESCRIPTION
1	G10704001	1	Closing Wheel Spring Mount Assembly
	G10635001	-	Bushing, .625 O.D. x .515" I.D. x .438" (Included W/G10704001)
2	G11007001	1	Closing Wheel Arm
3	G11419	2	Carriage Bolt, 1/2"-13 x 2 1/4"
4	---	---	---
5	GB0239	2	Eccentric Bushing
6	G10111	3	Lock Nut, 1/2"-13
7	GB0254	1	Lever
8	G11111	1	Hex Head Cap Screw, 5/16"-18 x 3 1/4"
9	G10109	1	Lock Nut, 5/16"-18, Grade 8
10	GD8460	1	Spring
11	G11389	-	Flat Washer, 1/2" Plated SAE
12	G10035	-	Hex Head Cap Screw, 1/2"-13 x 4"
13	G10523901	1	Clevis Pin, 1/2" x 3 1/2"
14	G10745301	1	Locking Cotter Pin, 5/64" x 1/2"
15	GD8893-20	2	Sleeve, 5/8" O.D. x .407" I.D. x .75"
16	G10216	2	Washer, 1/2" USS



Gauge Detail
(16 Row)



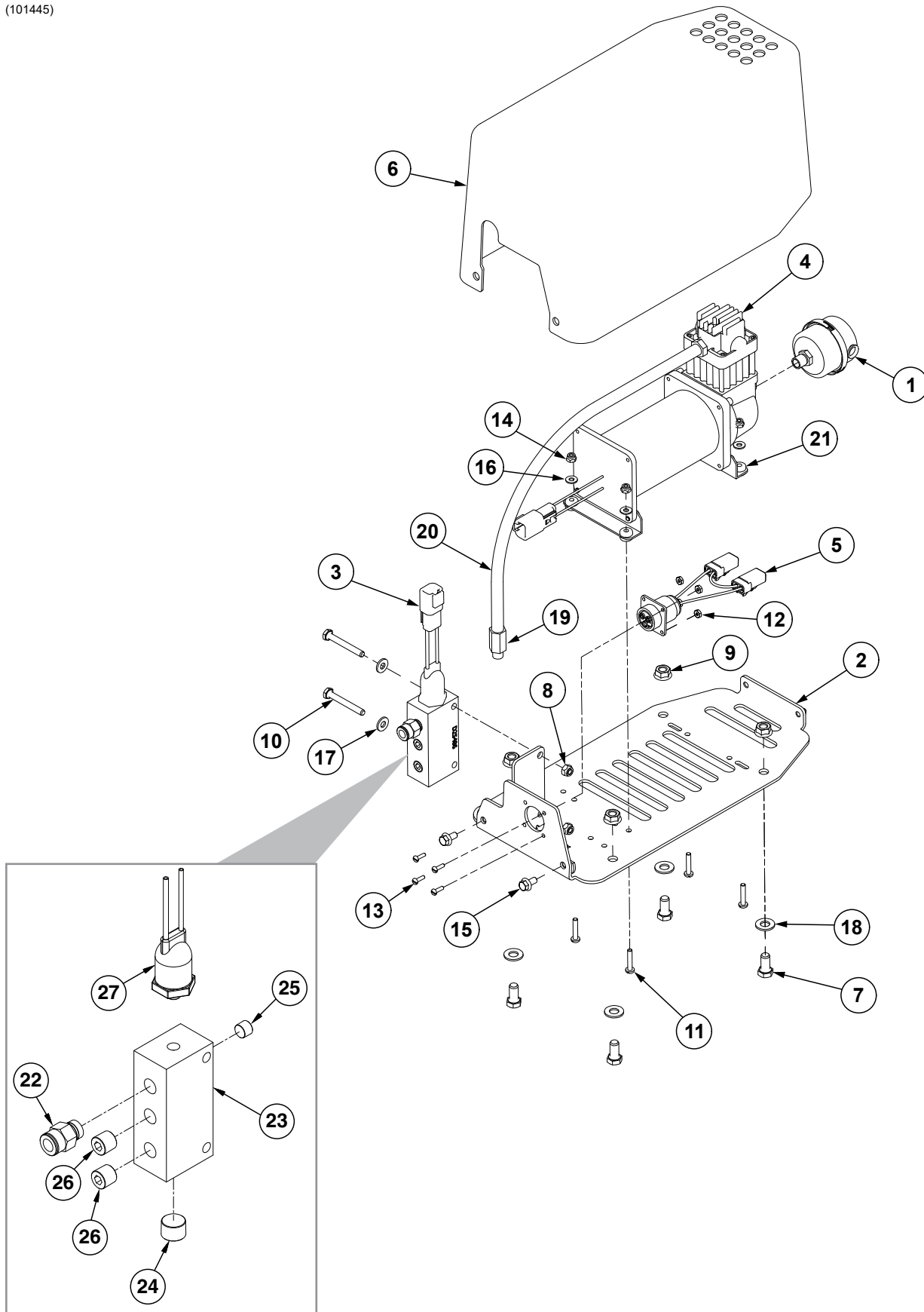
Gauge Detail
(12 Row)



ITEM	PART NO.	QTY.	DESCRIPTION
1	---	1	See "12V Electric Compressor" on page P26
2	G10188101	1	12V Air Pump Harness
3	---	-	See "Airline Fittings and Hoses" on page P21
4	GD19238	1	Nipple, 1/4" NPT
5	G10957001	1	Quick Disconnect Hose Socket
6	11626	1	90° Elbow, 1/4" NPT Brass
7	GA21405	1	Pressure Gauge
8	GA13512	1	Valve Stem, 1/4" NPT
9	GD19237	1	Tee, 1/4" NPT
10	G6602-08	2	Swivel Tee, 3/4"-16 JIC
11	6506-08-08	1	Swivel Connector, 3/4"-16 x 1/2" FNPT
12	G10957201	1	Male Y Connector, 3/8" PI x 1/2" NPT
13	G2404-08-08	2	Adapter, 3/4"-16 Male JIC To 1/2" NPT
14	*A27208-18	2	Hose Assembly, 1/2" AR x 18" (08F - 1/2M NPTF)
15	G304-C-8	1	Cap Nut, 3/4"-16
16	GD19173	3	Brass Drain Cock
17	G10957101	1	Nipple Pipe, 1/4" x 4" SS

*Hydraulic hose is not stocked by Kinze Repair Parts.

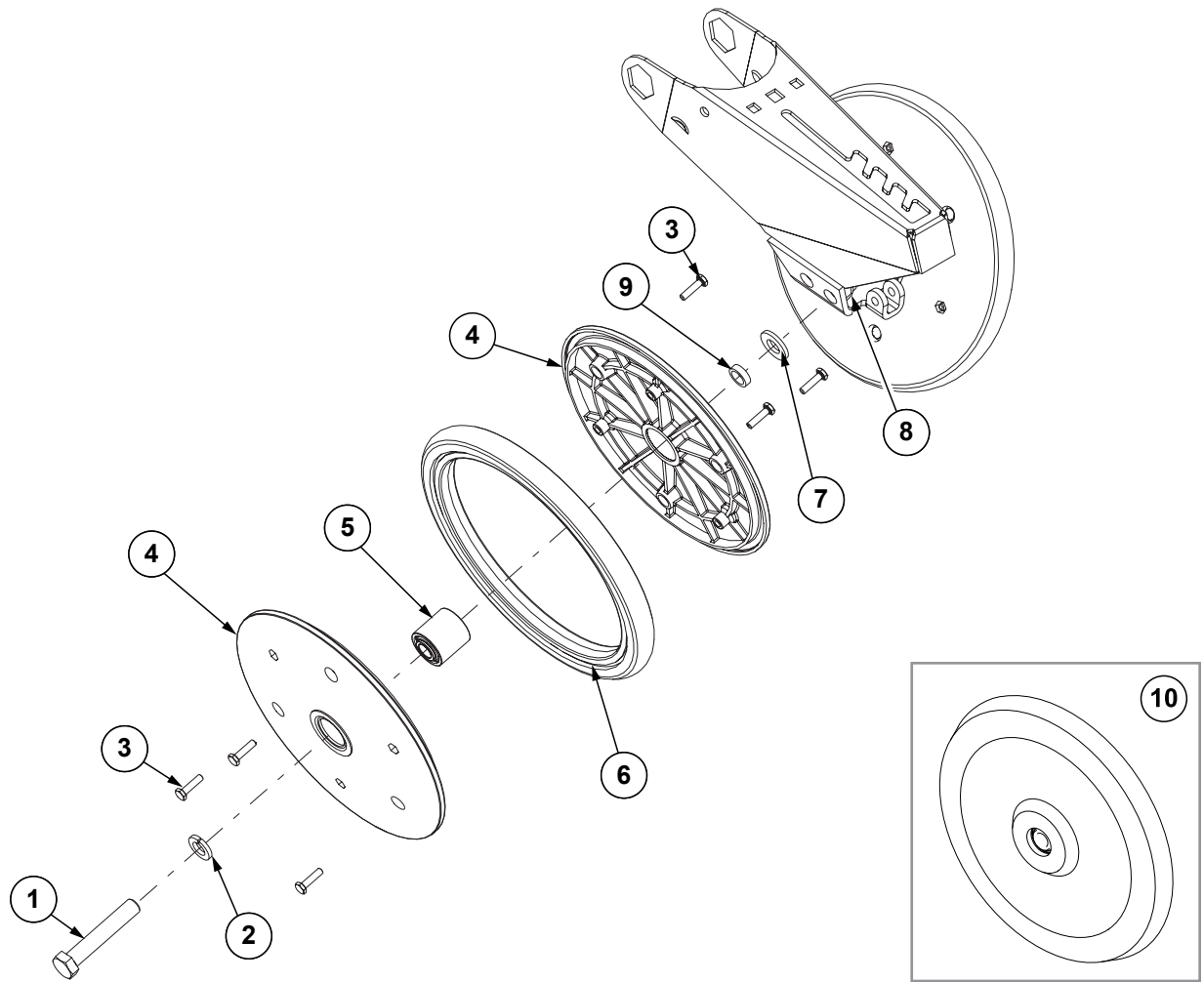
(101445)



ITEM	PART NO.	QTY.	DESCRIPTION
1	GA14127	1	Filter Assembly
	GR1943	-	Filter Element Replacement (Included W/GA14127)
2	GA17623	1	12V Electric Compressor Mount
3	GA17994	1	Compressor Manifold (Items 22-27)
4	GA18212	1	12V Air Pump W/Connector
5	GA18482	1	Air Compressor Harness
6	GB0766	1	Compressor Cover
7	G10002	4	Hex Head Cap Screw, 3/8"-16 x 3/4"
8	G10110	2	Lock Nut, 1/4"-20, Grade B
9	G10622	4	Serrated Flange Nut, 3/8"-16
10	G10638	2	Hex Head Cap Screw, 1/4"-20 x 2"
11	G10904	4	Slotted Phillips Head Machine Screw, 10-32 x 1", Grade 1
12	G10949	4	Hex Nut, #6-32, Grade 1
13	G10950	4	Slotted Phillips Head Machine Screw, 6-32 x 1/2", Grade 1
14	G11206	4	Lock Nut, No. 10-32
15	G11356	2	Hex Socket Flange Cap Screw, 1/4"-20 x 1/2"
16	G11382	4	Washer, No. 10 SAE
17	G11385	2	Flat Washer, 1/4" SAE
18	G11387	4	Flat Washer, 3/8" SAE
19	GR1921	-	Check Valve
20	GR1951	-	Leader Hose W/Out Check Valve
21	GR2233	1	Vibration Isolator Gromet, 4 Pack
22	GD17141	1	Connector, 1/4" Male NPT (Included W/GA17994)
23	GD25486	1	Manifold Block (Included W/GA17994)
24	GD26387	1	Plug, 3/8" NPT (Included W/GA17994)
25	D26386	1	Plug, 1/8" NPT (Included W/GA17994)
26	D26070	2	Plug, 1/4" NPT (Included W/GA17994)
27	GA18211	1	Air Pump Pressure Switch W/Connector (Included W/GA17994)
	GD26069	-	Pressure Switch (Included W/GA18211)

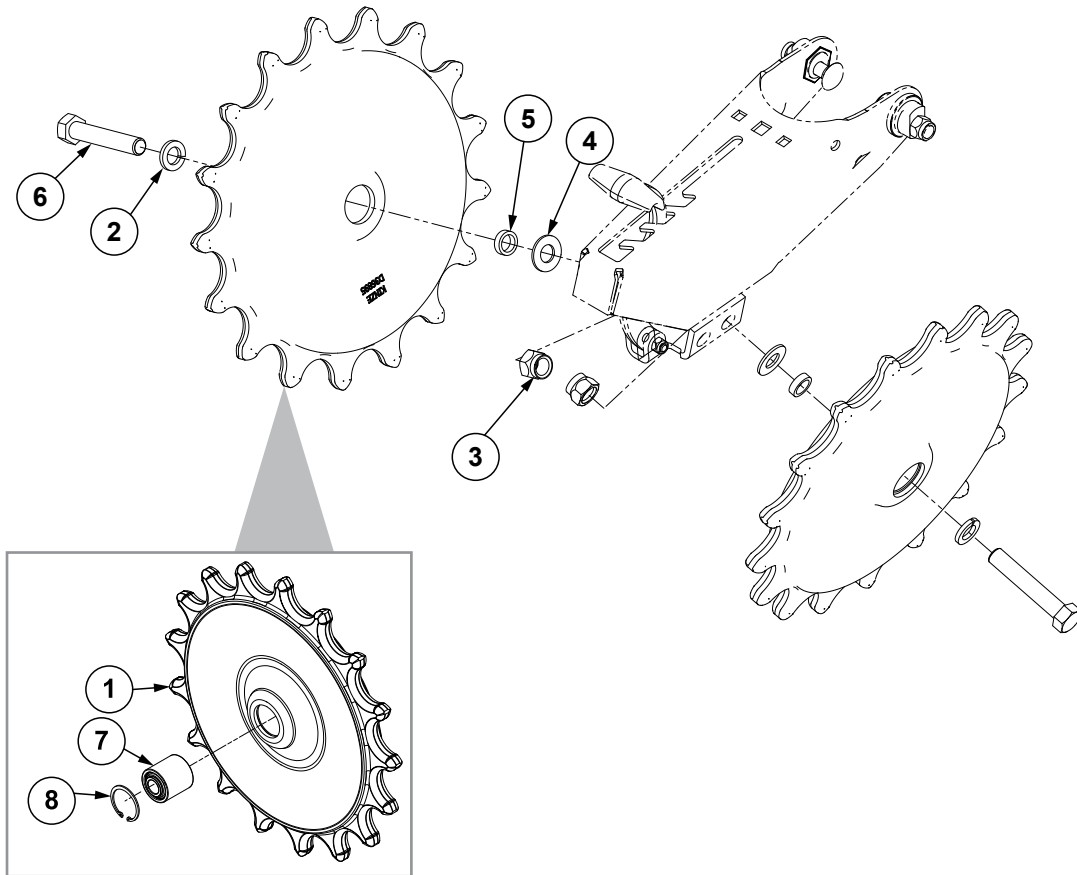
This page left blank intentionally.

(IP1670)



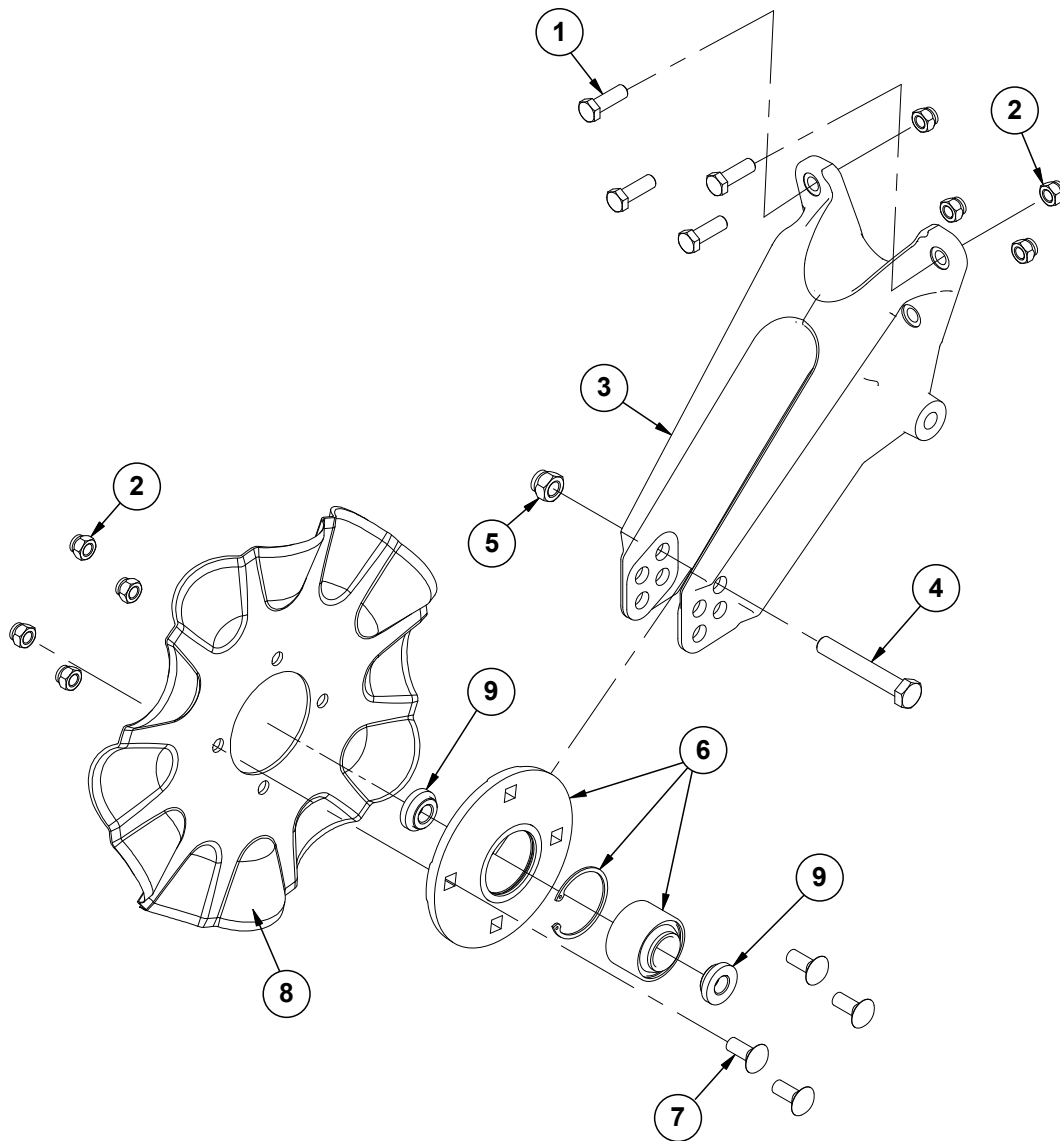
ITEM	PART NO.	QTY. (Per Row)	DESCRIPTION
1	G10013	2	Hex Head Cap Screw, 5/8"-11 x 3 1/2"
2	G10230	2	Lock Washer, 5/8"
3	G10064	12	Hex Head Cap Screw, 1/4"-20 x 1"
4	GD9120	4	Nylon Half Wheel
5	GA6171	2	Bearing
6	GD1085	2	Rubber Tire, 1" x 12"
7	G11391	2	Flat Washer, 5/8" SAE
8	G10107	2	Lock Nut, 5/8"-11
9	GD1109	2	Bushing, 4 1/64" I.D. x 7/8" O.D. x 1/4" Long
10	GA6597	1	Cast Iron Closing Wheel W/Bearing
	GA6171	1	Bearing
A	GA6434	-	Rubber Closing Wheel Complete W/Bearing (Items 3-6)

(101417)



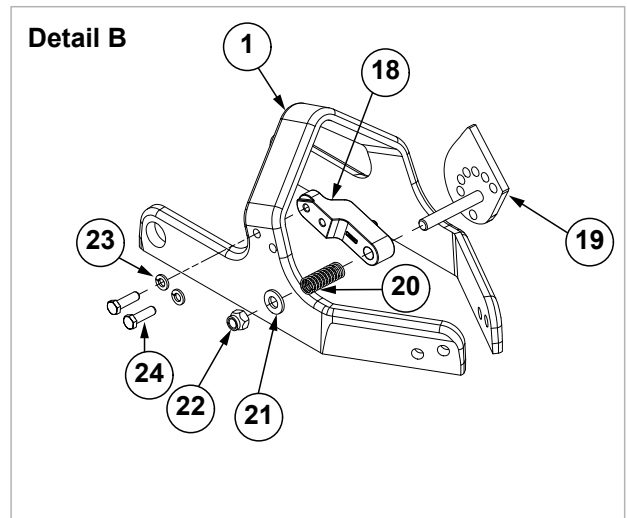
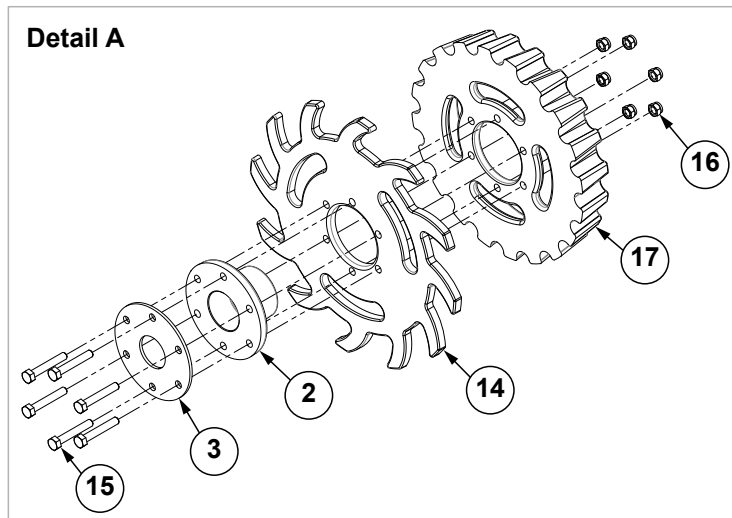
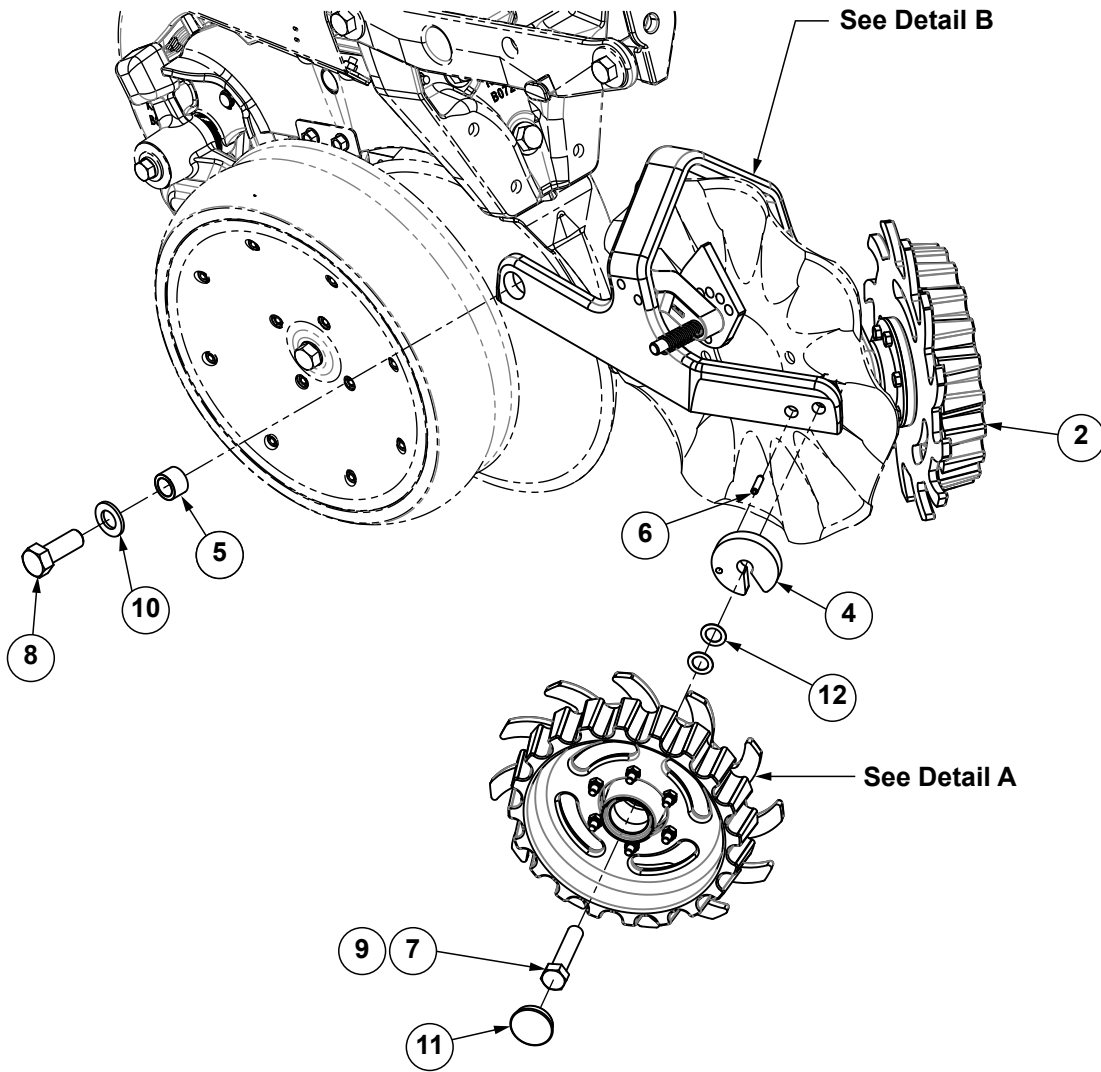
ITEM	PART NO.	QTY. (Per Row)	DESCRIPTION
1	GD36895	1	Spiked Closing Wheel
2	G10230	2	Lock Washer, 5/8"
3	G10107	2	Lock Nut, 5/8"-11
4	G11391	2	Flat Washer, 5/8" SAE
5	GD1109	2	Bushing, 4 1/4" I.D. x 7/8" O.D. x 1/4" Long
6	G10013	2	Hex Head Cap Screw, 5/8"-11 x 3 1/2"
7	GA6171	2	Bearing
8	G11862	1	Internal Retaining Ring
A	GA26958	-	Spiked Closing Wheel Complete W/Bearing (Items 2-6)

(A17818)



ITEM	PART NO.	QTY. (Per Row)	DESCRIPTION
1	G10039	4	Hex Head Cap Screw, 1/2"-13 x 1 3/4"
2	G10111	8	Lock Nut, 1/2"-13
3	GD25519	1	No-Till Coulter Arm
4	G10036	1	Hex Head Cap Screw, 5/8"-11 x 4"
5	G10107	1	Lock Nut, 5/8"-11
6	GA8641	1	Hub W/Bearing and Retaining Ring
	GA8603	1	Bearing, Double Row (Included W/GA8641)
	GD19292	1	Retaining Ring, 2 7/16" (Included W/GA8641)
7	G10636	4	Carriage Bolt, 1/2"-13 x 1 1/2"
8	GD7803	1	Disc Blade, Fluted, 1", 8 Flutes
	GD7804	-	Disc Blade, Bubbled, 1"
	GD9254	-	Disc Blade, Fluted, 3/4", 13 Flutes (Shown)
	G10901301	-	Disc Blade, Fluted, 5/16", 25 Wave
9	GD11677	2	Adapter

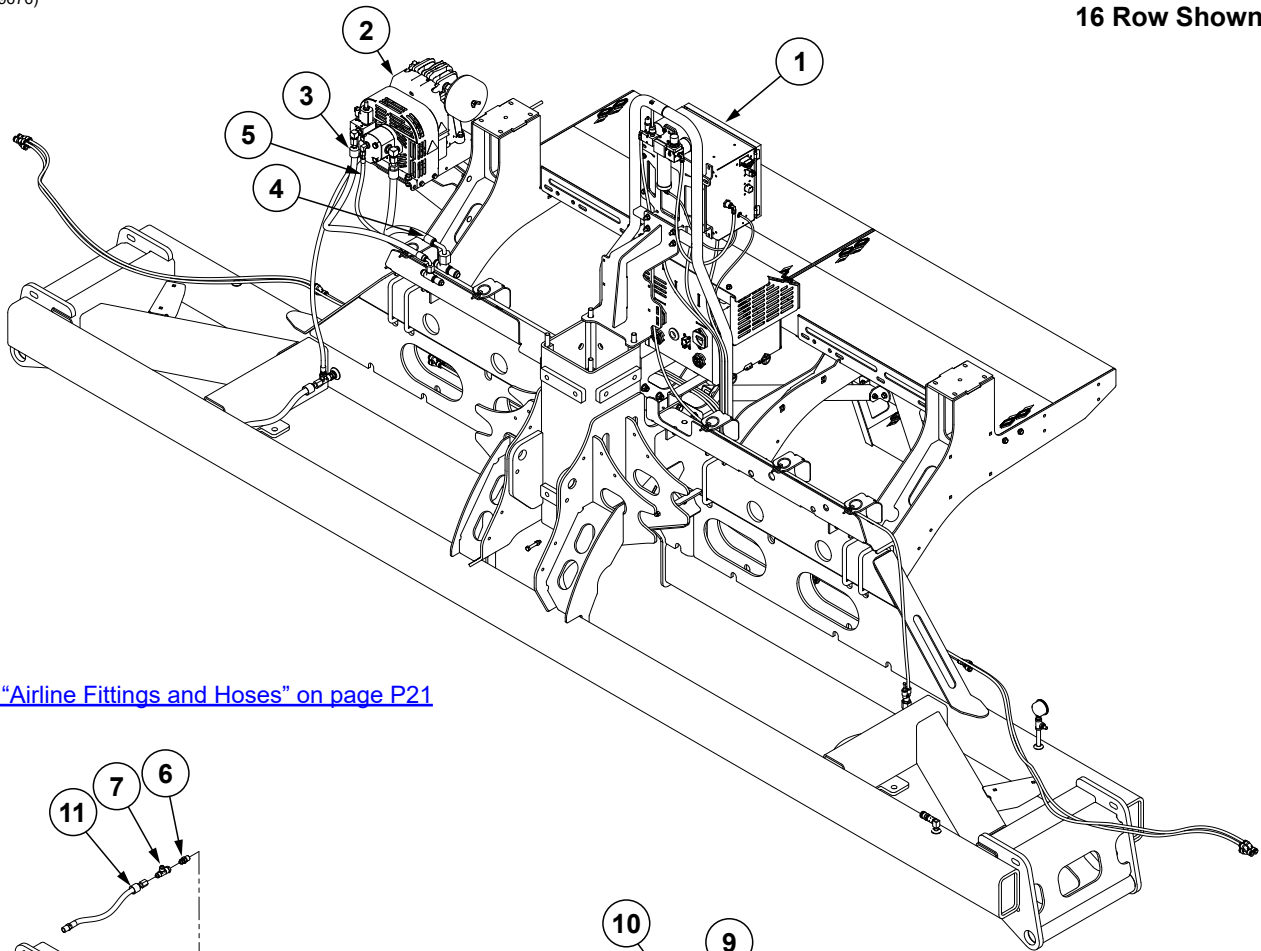
(106530)



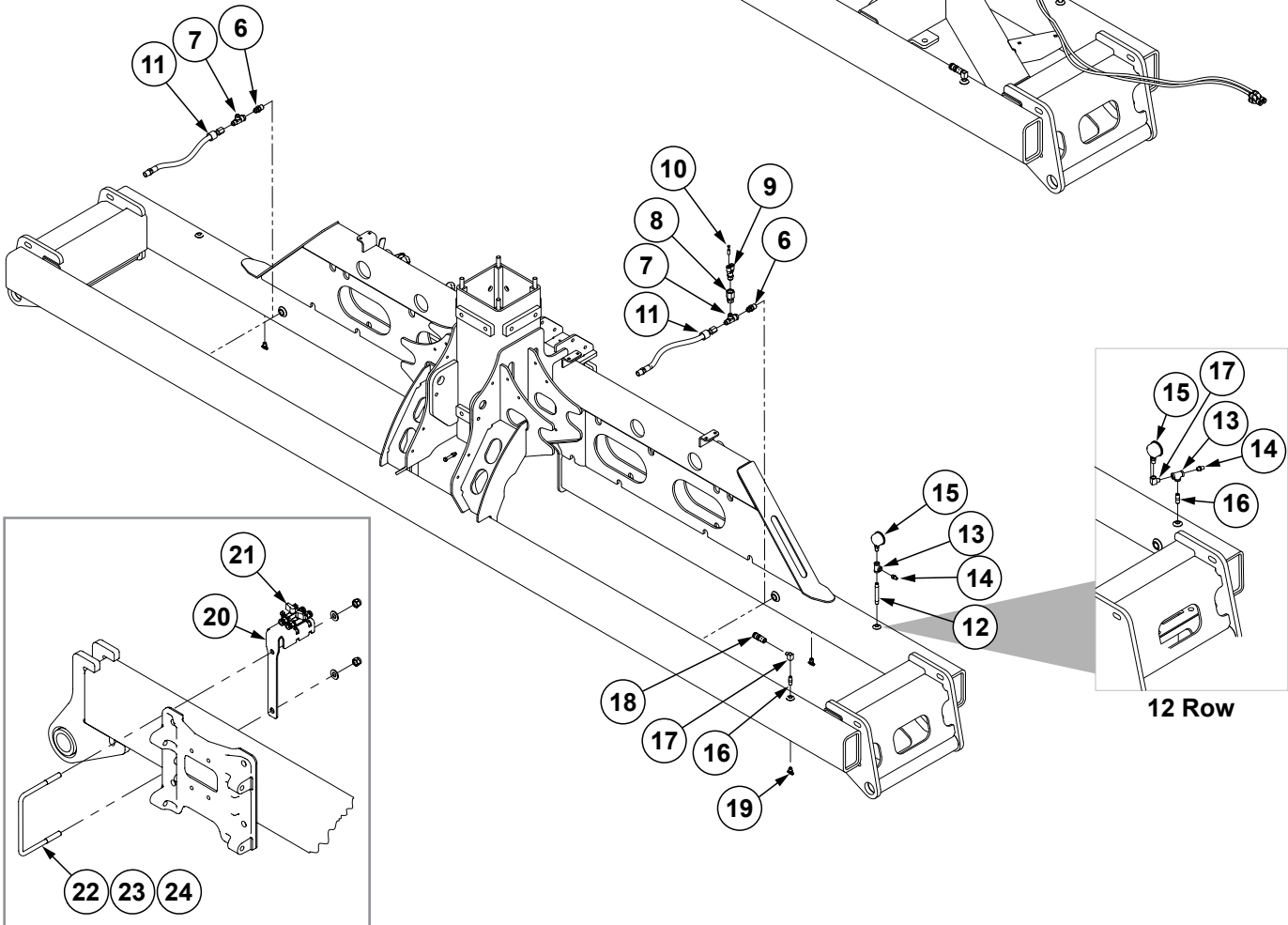
ITEM	PART NO.	QTY. (Per Row)	DESCRIPTION
1	GB0464	1	Residue Wheel Mount
2	GA5654	2	Hub W/Bearings
	GA2014	-	Bearing (Included W/GA5654)
3	GD9724	1	Backing Plate
4	GD11784	2	Weed Guard
5	GB0383	2	Bushing, 1 1/8" O.D. x 25/32" I.D. x 3/4" Long
6	G10765	2	Spring Pin, 1/4" x 1"
7	G10010	2	Hex Head Cap Screw, 5/8"-11 x 3"
8	G10026	2	Hex Head Cap Screw, 3/4"-10 x 2"
9	G10503	2	Hex Jam Nut, 5/8"-11, Grade 2
10	G11392	2	Flat Washer, 3/4" SAE
11	GD1132	2	Dust Cap
12	GD30725	4	Machine Bushing, 5/8" (.030" Thick)
13	---	---	---
14	GB0387	1	Wheel, 12 Tine, 3/8" x 12"
15	G10041	6	Hex Head Cap Screw, 5/16"-18 x 2"
16	G10109	6	Lock Nut, 5/16"-18, Grade 8
17	G10427101	1	Row Cleaner Floater
18	GD26973	1	Cam Locking Pin
19	GA27038	1	Cam
20	GD10519	1	Spring
21	G11389	1	Flat Washer, 1/2" Plated SAE
22	G10974	1	Lock Nut W/Nylon Insert, 1/2"-13
23	G10229	2	Lock Washer, 3/8"
24	G10004	2	Hex Head Cap Screw, 3/8"-16 x 1 1/4"
A	G10652801	1	L.H. Residue Wheel (Items 2-3 and 14-17)
B	G10652901	1	R.H. Residue Wheel (Items 2-3 and 14-17)

(109675_109676)

16 Row Shown



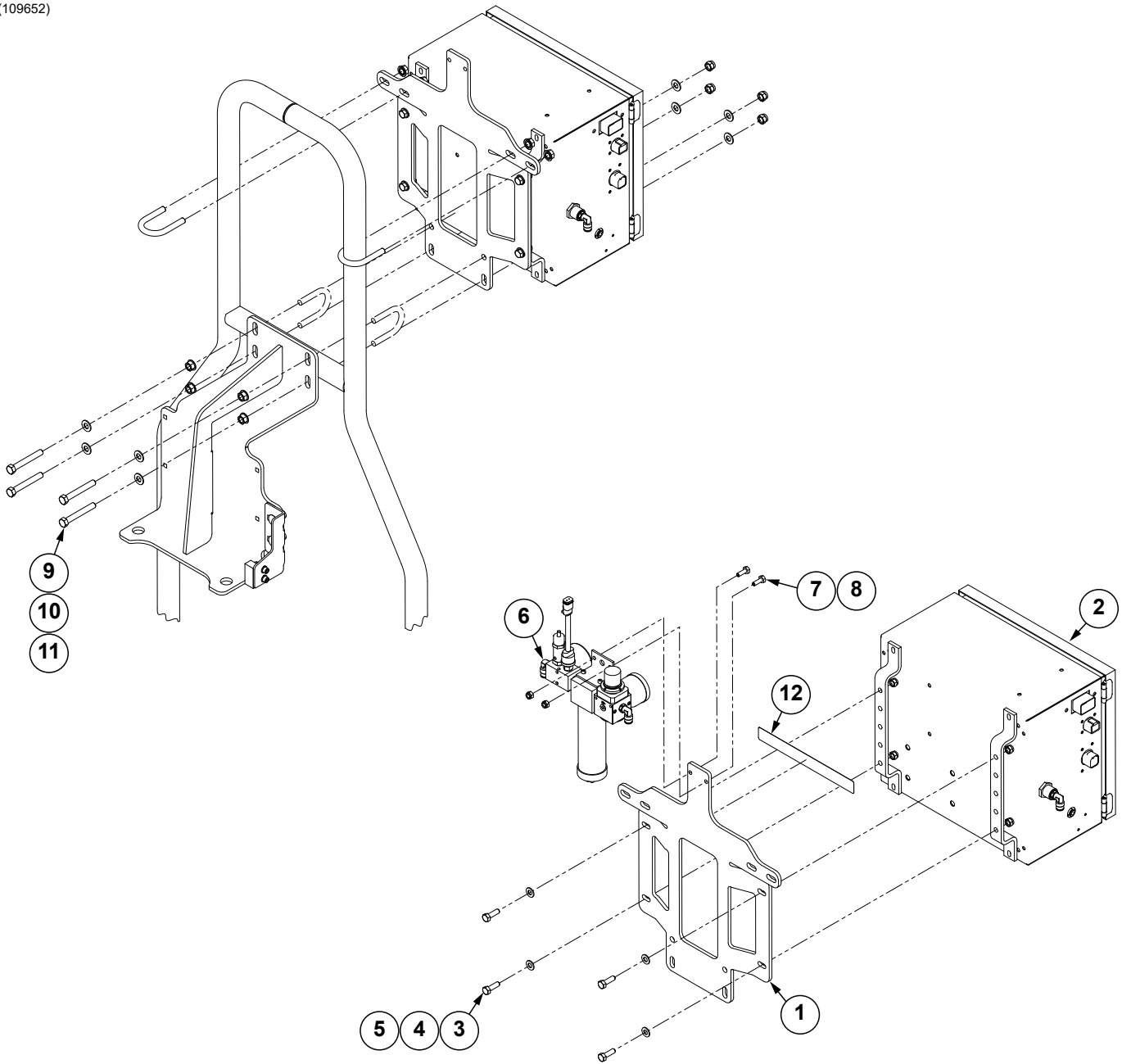
[See "Airline Fittings and Hoses" on page P21](#)



ITEM	PART NO.	QTY.	DESCRIPTION
1	---	1	See "Yetter Residue Controls Manager" on page P36
2	---	-	See "Yetter Hydraulic Compressor and Mount, 16 Row" on page P45
	---	-	See "Yetter Hydraulic Compressor and Mount, 12 Row" on page P44
3	*A18685-42	1	Hose Assembly, 1/2" x 42" (08F - 10F90S)
4	*A21539-38	1	Hose Assembly, 5/8" x 38" (10F - 12F90S)
5	*A7685-65	1	Hose Assembly, 1/4" x 65" (04F - 06F90S)
6	G2404-08-08	2	Adapter, 3/4"-16 Male JIC To 1/2" NPT
7	G6602-08	2	Swivel Tee, 3/4"-16 JIC
8	6506-08-08	1	Swivel Connector, 3/4"-16 x 1/2" FNPT
9	G10957201	1	Male Y Connector, 3/8" PI x 1/2" NPT
10	G10606301	1	Plug, 3/8" PTC
11	*A27208-18	2	Hose Assembly, 1/2" AR x 18" (08F - 1/2M NPTF)
12	G10957101	1	Nipple Pipe, 1/4" x 4" SS
13	GD19237	1	Tee, 1/4" NPT
14	GA13512	1	Valve Stem, 1/4" NPT
15	GA21405	1	Pressure Gauge
16	GD19238	1	Nipple, 1/4" NPT
17	11626	1	90° Elbow, 1/4" NPT Brass
18	G10957001	1	Quick Disconnect Hose Socket
19	GD19173	3	Brass Drain Cock
20	G10965301	3	Ball Valve Bracket
21	G10578401	6	Ball Valve, 1/4" NPT (F) W/Adapters 3/8" PTC
22	GD11132	3	U-Bolt, 4" x 7" x 1/2"-13
23	G11389	-	Flat Washer, 1/2" Plated SAE
24	G10111	-	Lock Nut, 1/2"-13

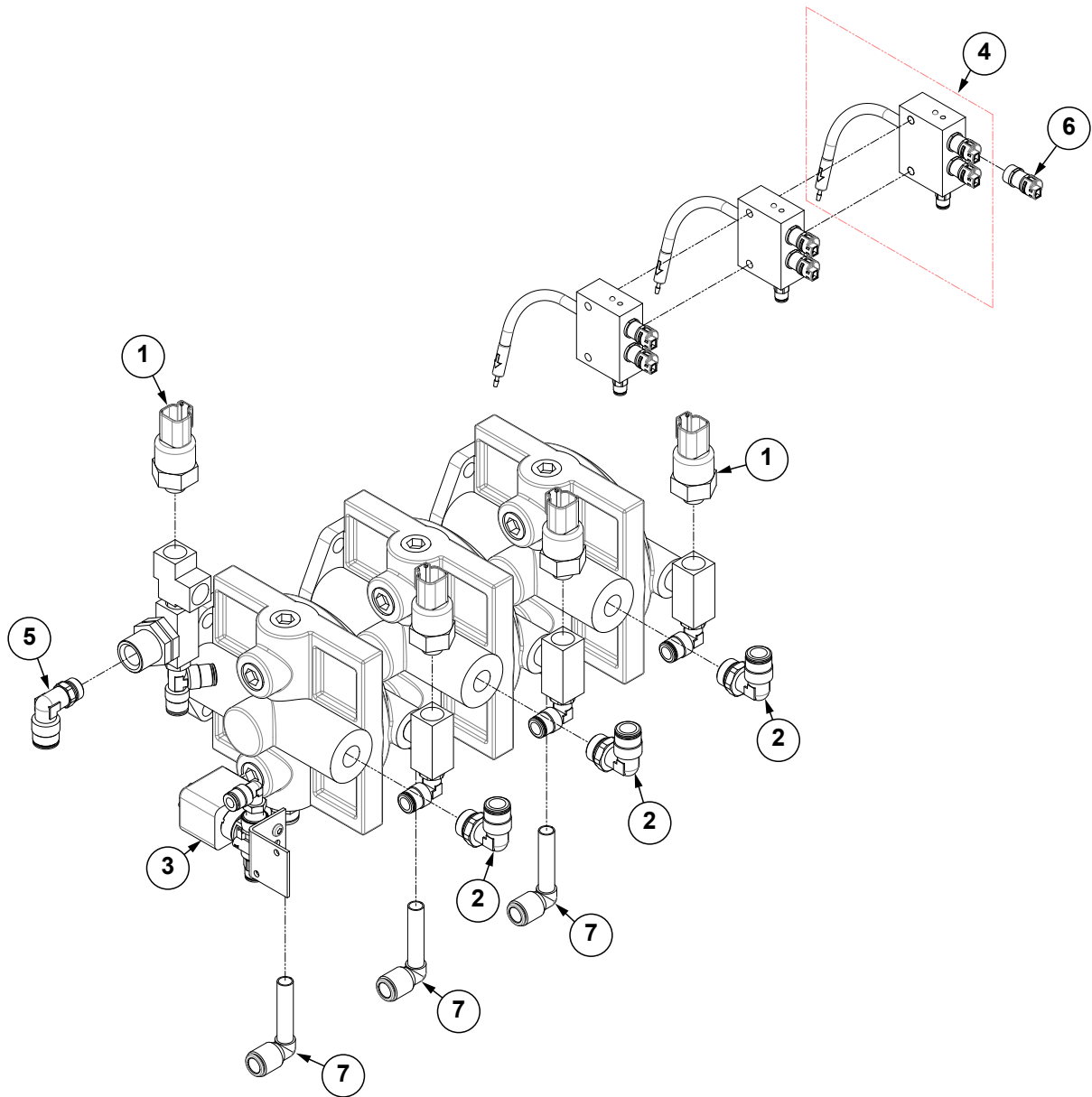
***Hydraulic hose is not stocked by Kinze Repair Parts.**

(109652)



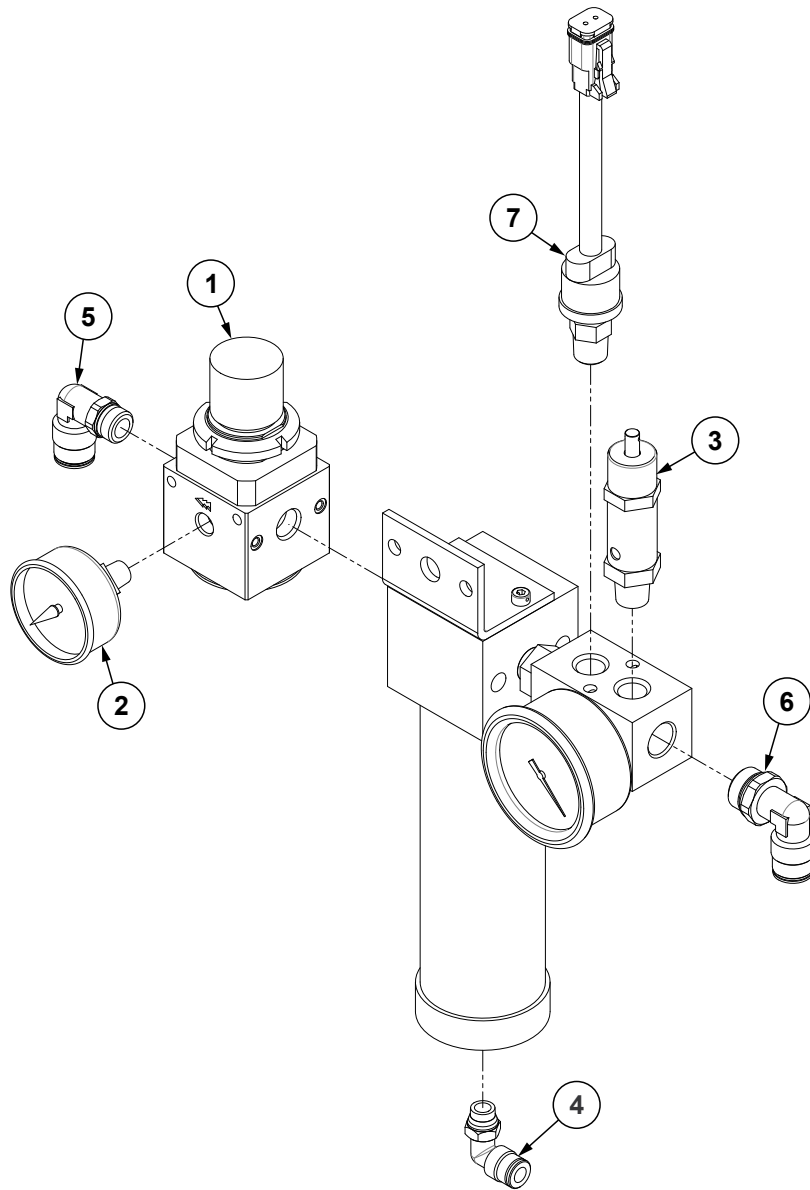
ITEM	PART NO.	QTY.	DESCRIPTION
1	G10965101	1	Controls Mount
2	---	1	See "Residue Manager Controls Box Assembly" on page P37
3	G10019	4	Hex Head Cap Screw, 5/16"-18 x 1"
4	G11386	4	Flat Washer, 5/16" SAE
5	G10109	4	Lock Nut, 5/16"-18
6	---	1	See "Water Separator Controls Assembly" on page P38
7	G10023	2	Hex Head Cap Screw, 1/4"-20 x 3/4"
8	G10110	2	Lock Nut, 1/4"-20, Grade B
9	G10325	4	Hex Head Cap Screw, 3/8"-16 x 2 3/4"
10	G11387	8	Flat Washer, 3/8" SAE
11	G10108	4	Lock Nut, 3/8"-16
12	G10972901	1	See "Decals, Paint, and Miscellaneous" on page P285

(105793)



ITEM	PART NO.	QTY.	DESCRIPTION
1	G10792801	4	Pressure Transducer, 0-200 PSI
2	G10792201	3	Adapter, 90°
3	G10792401	1	Water Separator Drain Valve
4	G10792501	3	Valve Block Assembly
5	G10792301	1	3/8" PTC x 1/4" NPT Elbow Air Fitting
6	G10792601	6	2-Way Valve
7	G10649301	3	Adapter, 90°

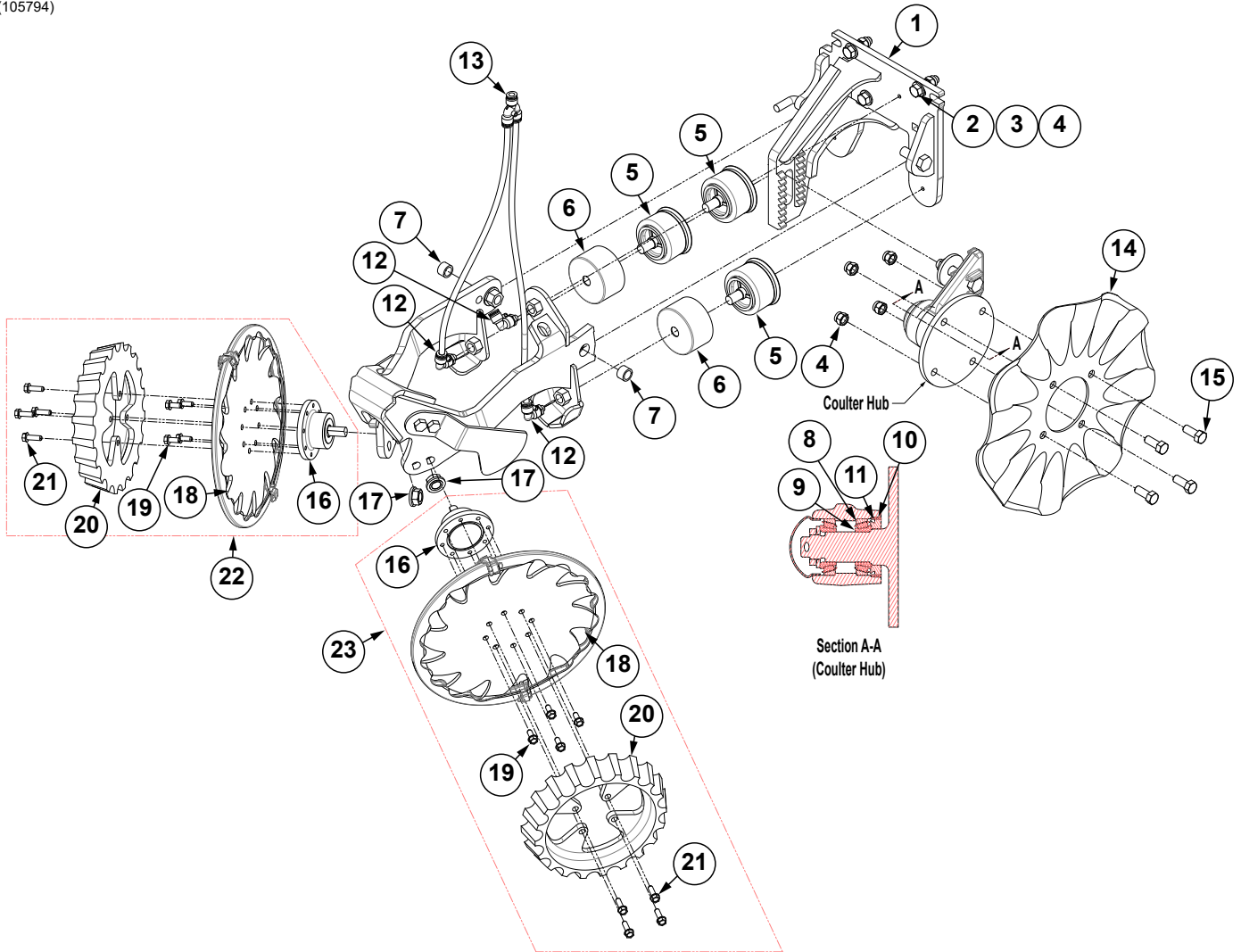
(105792)



ITEM	PART NO.	QTY.	DESCRIPTION
1	G10792901	1	Pressure Regulator
2	G10776801	1	Air Pressure Gauge, 0-160 PSI
3	G10792701	1	Pressure Relief Valve, 175 PSI
4	GD19080	1	Elbow, 1/4" x 1/8" NPT Swivel
5	G10792301	1	3/8" PTC x 1/4" NPT Elbow Air Fitting
6	G10792201	1	Adapter, 90°
7	G10605901	1	Air Compressor Pressure Switch

This page left blank intentionally.

(105794)



Yetter Residue Row Cleaner, No Till

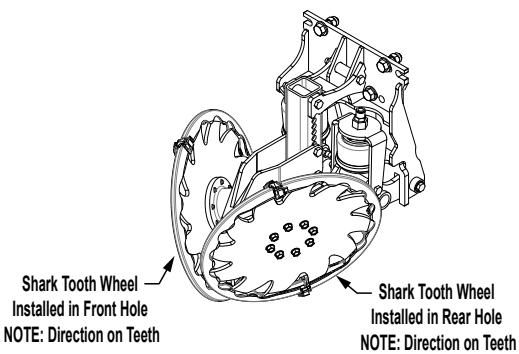
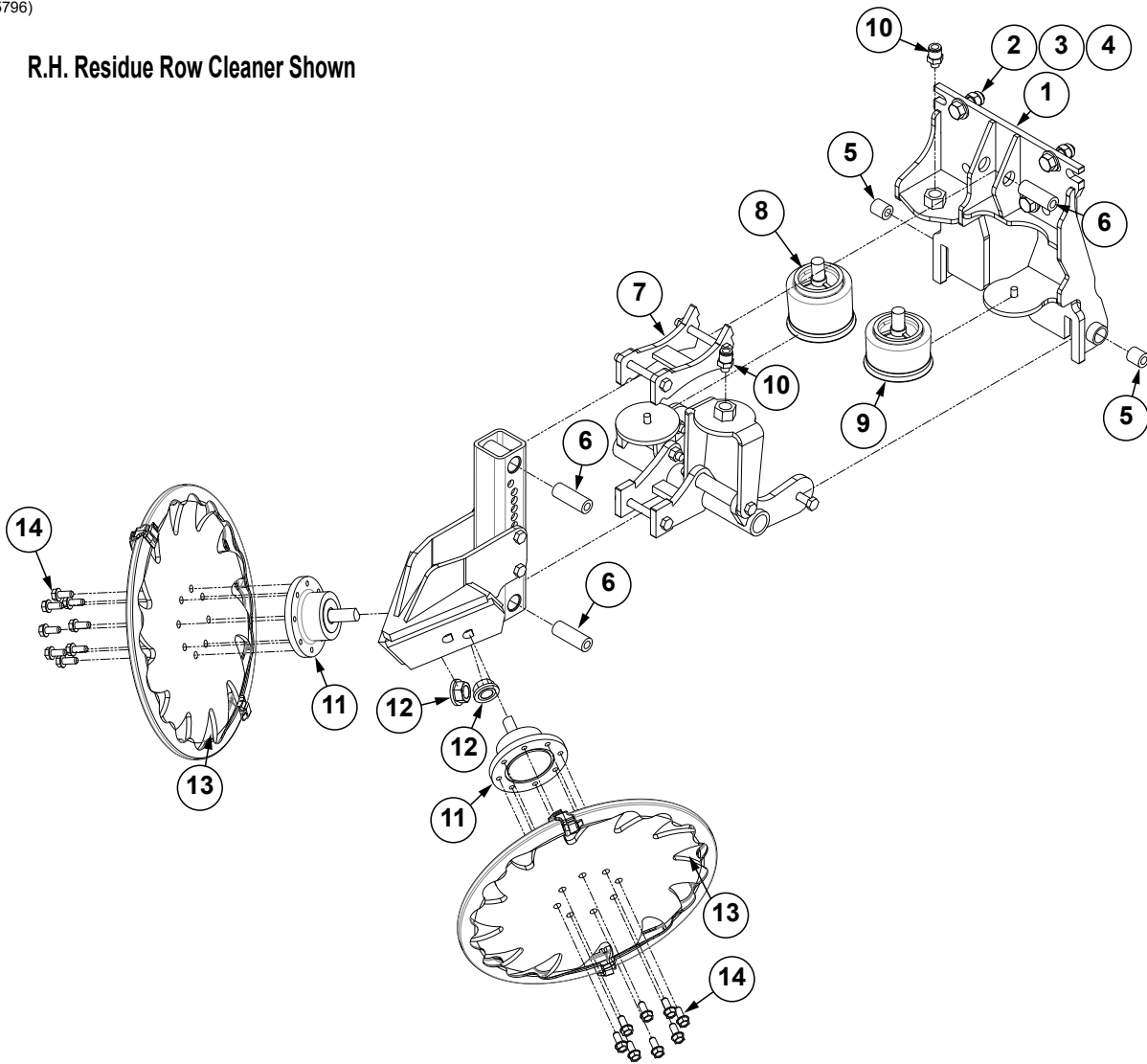
M0322-02

5670

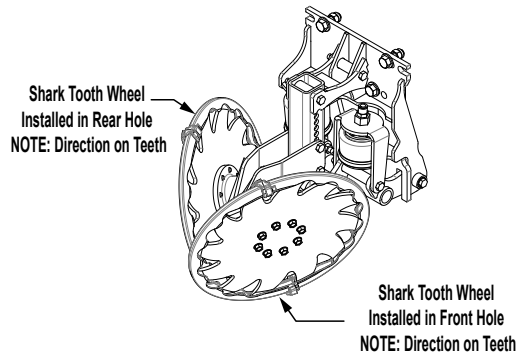
ITEM	PART NO.	QTY.	DESCRIPTION
1	G10606401	1	Pneumatic Residue Cleaner Combo Sub-Assembly
2	G10039	3	Hex Head Cap Screw, 1/2"-13 x 1 1/4"
3	G11389	3	Flat Washer, 1/2" Plated SAE
4	G10111	7	Lock Nut, 1/2"-13
5	G10793201	3	Short Air Bag
6	G10793001	2	Air Bag Shield
7	G10778401	2	Bushing
8	G10791801	2	Bearing Cup
9	G10791901	2	Coulter Bearing
10	G10792001	1	Wheel Bearing Cup Seal
11	G10792101	1	Coulter Seal
12	G10579101	3	Adapter, 90°
13	G10579001	1	Adapter
14	GD9254	1	Disc Blade, Fluted, 3/4", 13 Flutes
15	G10037	4	Hex Head Cap Screw, 1/2"-13 X 1 1/4"
16	G10578601	2	8-Bolt Hub w/Spindle
17	G11415	2	Serrated Flange Nut, 5/8"-11
18	G10578801	2	Sharktooth Wheel
19	G11539	8	Hex Socket Flange Cap Screw, 5/16"-18 x 3/4"
20	G10578501	2	Floater Wheel
21	G11480	8	Hex Socket Flange Cap Screw, 5/16"-18 x 1"
22	G10606501	1	R.H. Residue Wheel Hub/Sharktooth Floater
23	G10606502	1	L.H. Residue Wheel Hub/Sharktooth Floater
A	G10609201	-	Row Cleaner Floater Kit, Includes: (1) Floater Wheel and (4) Hex Socket Flange Cap Screws (NOTE: Order 2 kits per row)

(105796)

R.H. Residue Row Cleaner Shown

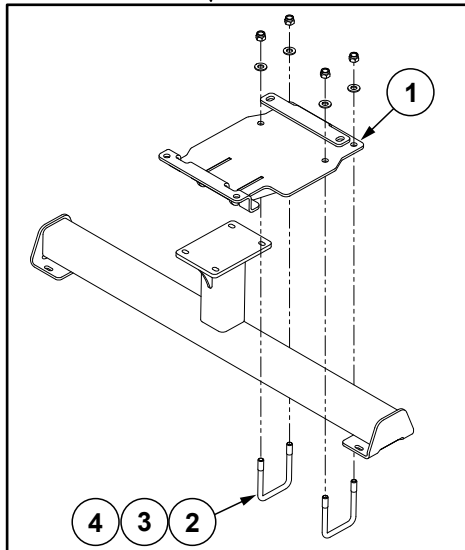
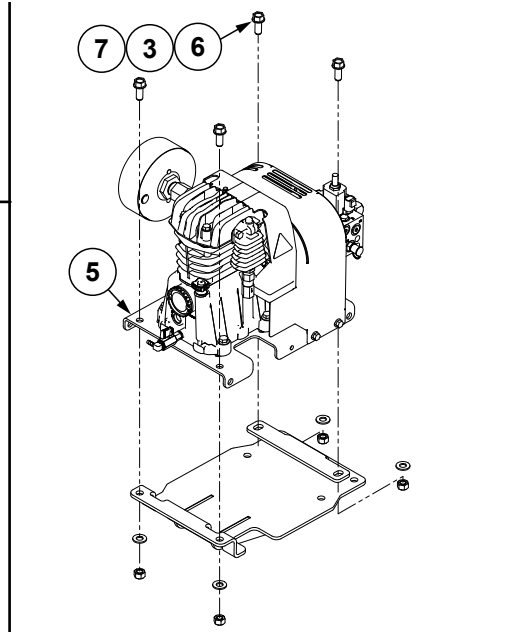
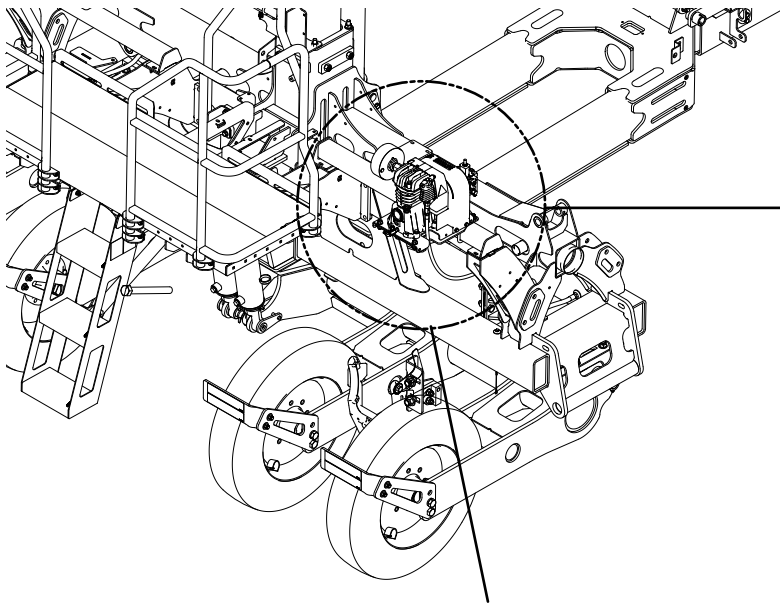


R.H. Residue Row Cleaner

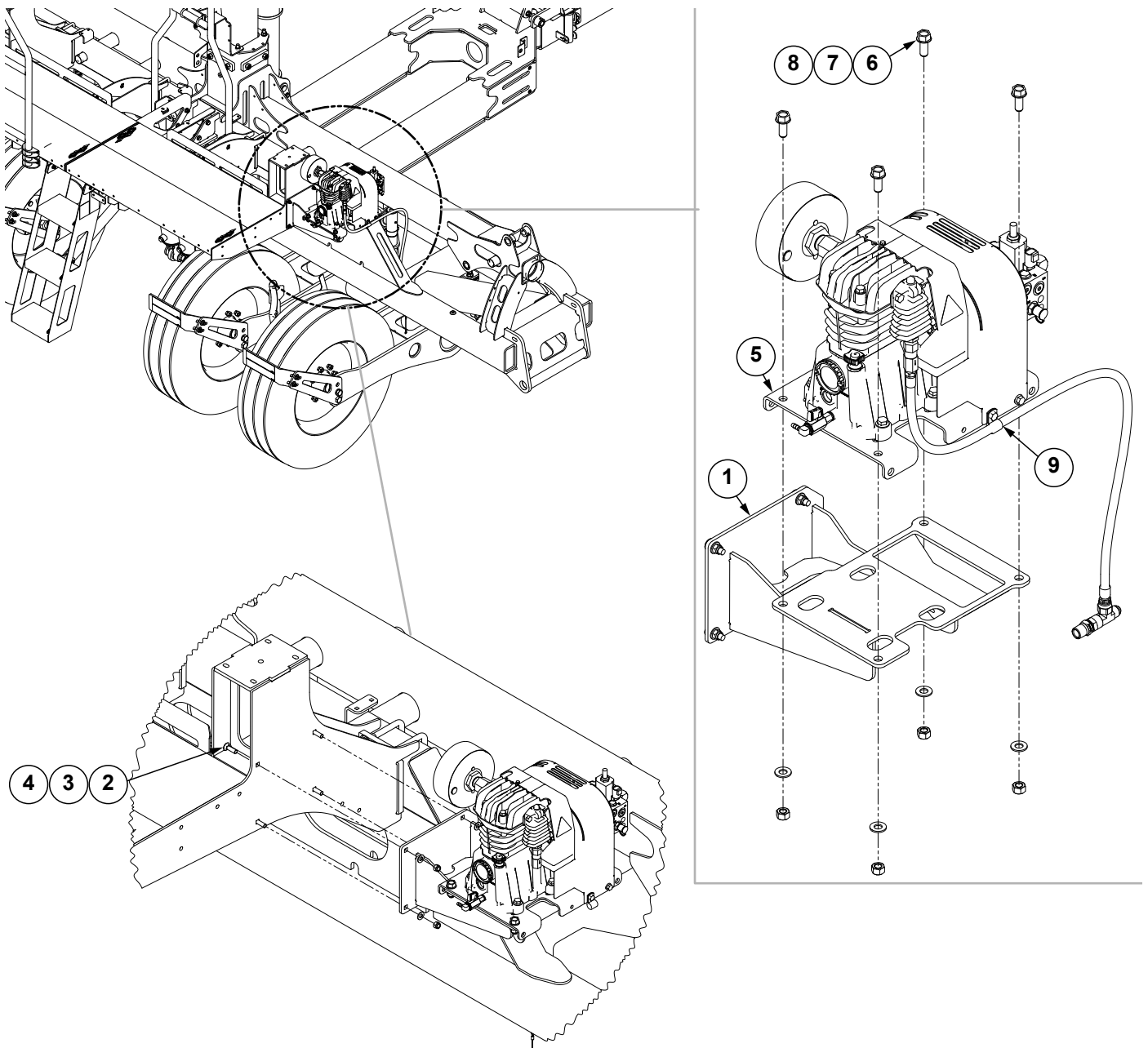


L.H. Residue Row Cleaner

ITEM	PART NO.	QTY.	DESCRIPTION
1	G10793401	1	Residue Manager Mount Plate
2	G10017	3	Hex Head Cap Screw, 1/2"-13 x 1 1/2"
3	G11389	3	Flat Washer, 1/2" Plated SAE
4	G10111	3	Lock Nut, 1/2"-13
5	G10778201	2	Bushing
6	G10778301	3	Bushing
7	G10793301	1	Upper Link
8	G10793101	1	Large Air Bag
9	G10793201	1	Short Air Bag
10	G10578901	2	Adapter
11	G10578701	2	8-Bolt Hub w/Spindle
12	G11415	2	Serrated Flange Nut, 5/8"-11
13	G10578801	2	Sharktooth Wheel
14	G11539	16	Hex Socket Flange Cap Screw, 5/16"-18 x 3/4"

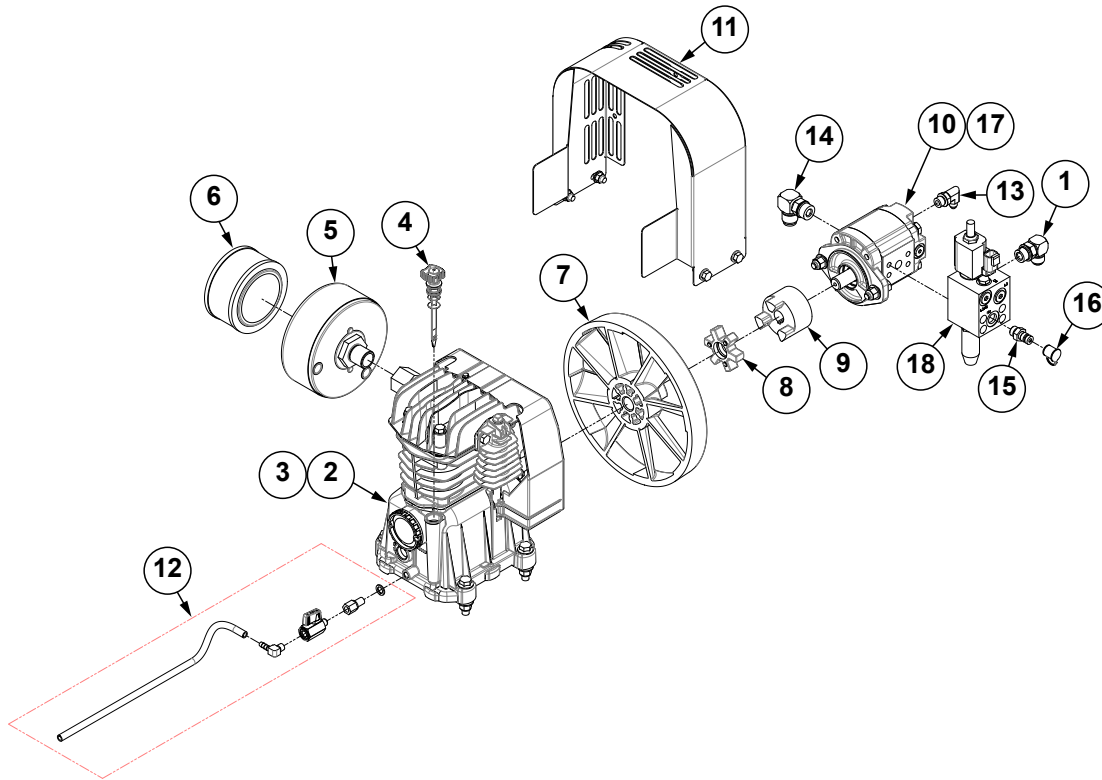


ITEM	PART NO.	QTY.	DESCRIPTION
1	G10964901	1	Hydraulic Air Compressor Mount
2	GD4743	2	U-Bolt, 3" x 3" x 1/2"-13
3	G11389	8	Flat Washer, 1/2" Plated SAE
4	G10111	4	Lock Nut, 1/2"-13
5	---	1	See "Yetter Hydraulic Air Compressor Assembly" on page P46
6	G11271	4	Hex Socket Flange Cap Screw, 1/2"-13 x 1 1/4"
7	G10102	4	Hex Nut, 1/2"-13



ITEM	PART NO.	QTY.	DESCRIPTION
1	G10964301	1	Hydraulic Air Compressor Mount
2	G10599	4	Carriage Bolt, 3/8"-16 x 1 1/4"
3	G11387	4	Flat Washer, 3/8" SAE
4	G10108	4	Lock Nut, 3/8"-16
5	---	1	See "Yetter Hydraulic Air Compressor Assembly" on page P46
6	G11271	4	Hex Socket Flange Cap Screw, 1/2"-13 x 1 1/4"
7	G11389	4	Flat Washer, 1/2" Plated SAE
8	G10102	4	Hex Nut, 1/2"-13
9	GD36393	1	Insulated Clamp, 1/2"

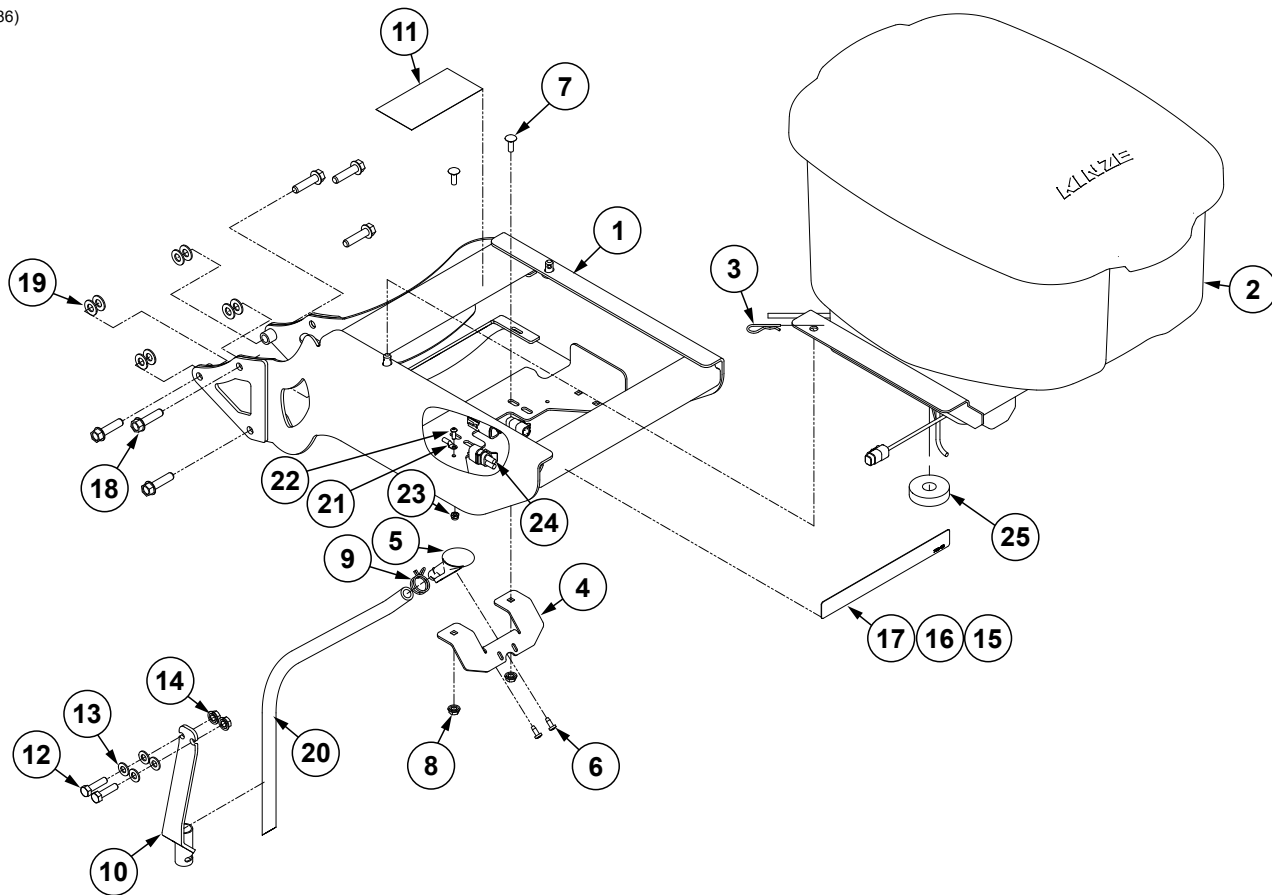
(106061)



ITEM	PART NO.	QTY.	DESCRIPTION
1	G6801-08 GR1037	1 -	Elbow W/O-Ring, 90°, 3/4"-16 Male JIC To O-Ring O-Ring
2	G10776501	1	Compressor Pump
3	G10649401	1	Hydraulic Air Compressor
4	G10776601	1	Dipstick
5	G10776401	1	Filter Assembly
6	G10606201	1	Air Compressor Air Filter
7	G10777201	1	Flywheel
8	G10777101	1	Rubber Spider Coupling
9	G10777001	1	Metal End Coupling
10	G10776701	1	Motor Gear
11	G10777301	1	Shroud
12	G10777701	1	Oil Drain Kit
13	G6801-04-06	1	Swivel Elbow, 7/16"-20 x 9/16"-20
14	G6801-10 GR1466	1	Elbow W/O-Ring, 90°, 7/8"-14 Male JIC To O-Ring O-Ring
15	GA25254	1	Check Valve
16	GD35251	1	Check Valve Cap
17	G10776901	1	PDF Motor Seal Kit
18	G10777401	1	Hydraulic Valve

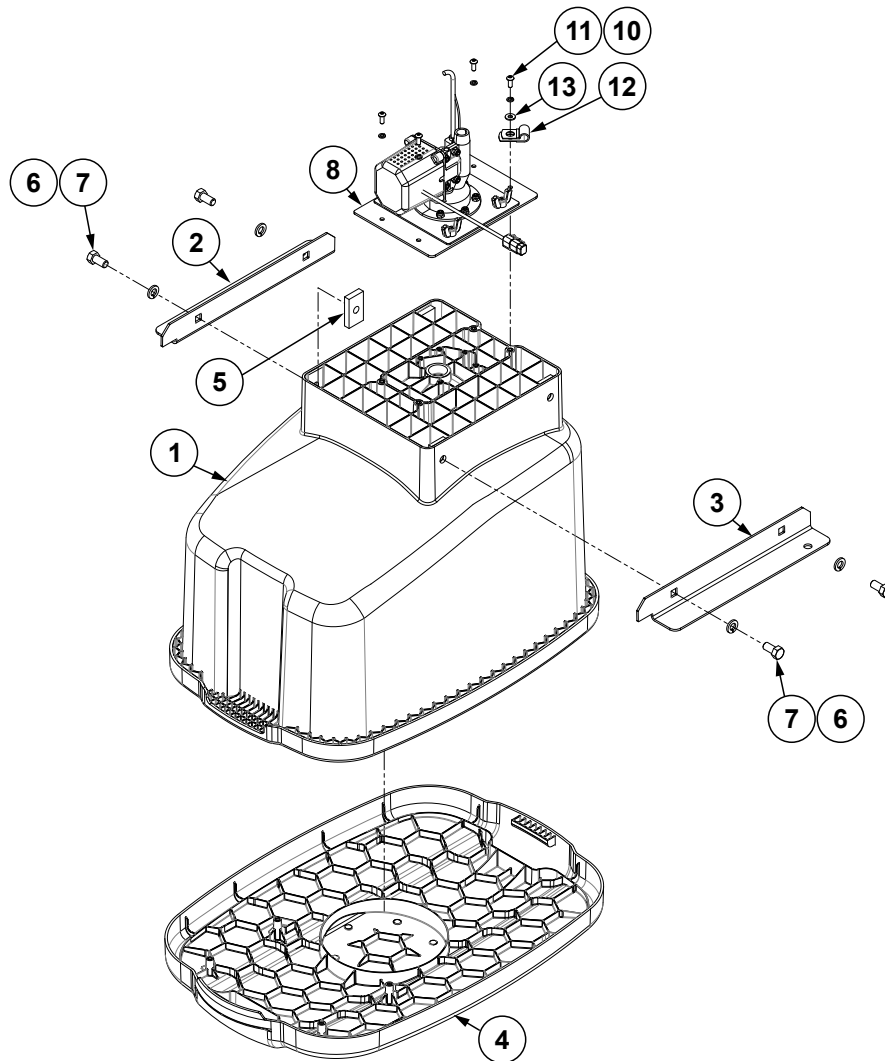
This page left blank intentionally.

(107186)



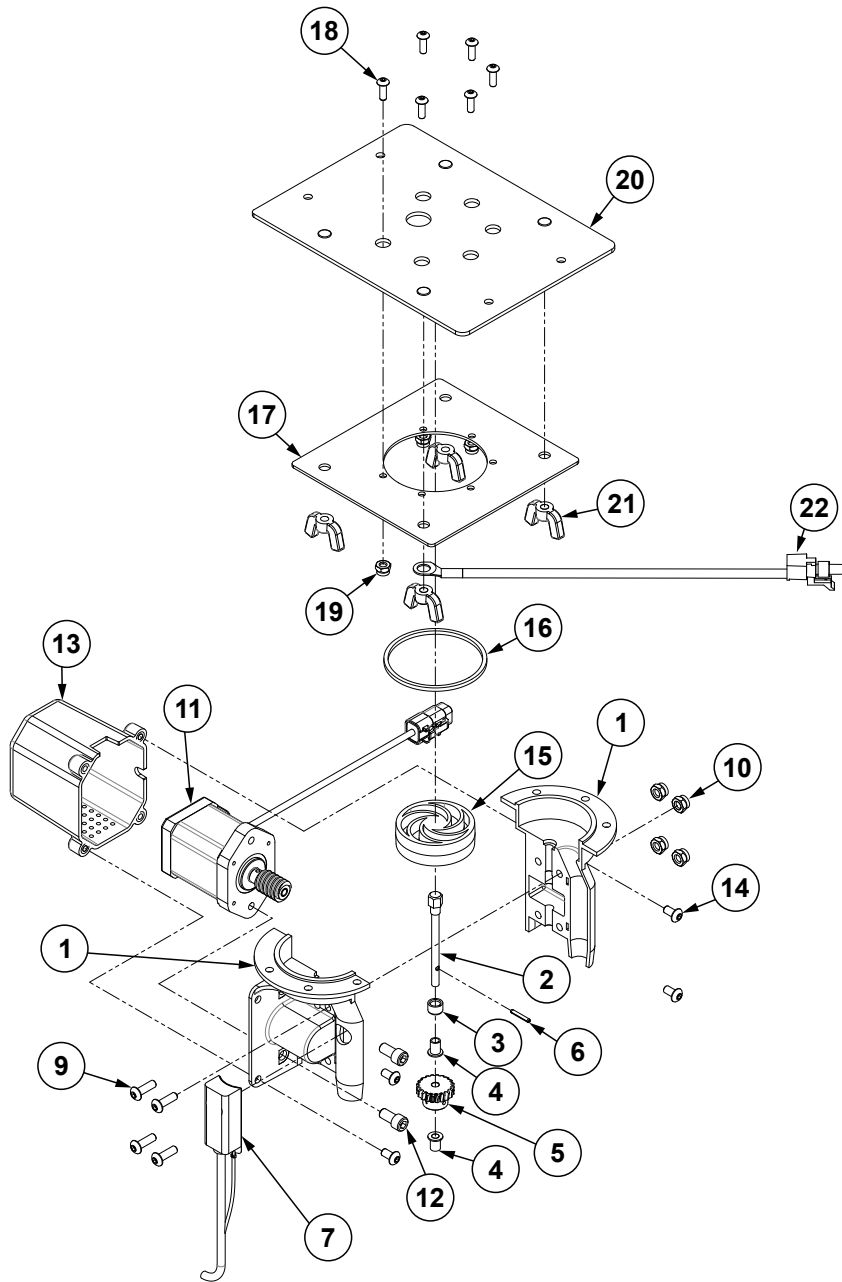
ITEM	PART NO.	QTY.	DESCRIPTION
1	G10979601	1	Granular Chemical Hopper Mount
2	---	1	See "Granular Chemical Hopper" on page P49
3	G10670	2	Hair Pin Clip, No. 3
4	GD26803	1	Bracket
5	GD29493	1	Funnel
6	G10966	2	Phillips Head Self-Tapping Screw, No. 10 x 1/2"
7	G10310	2	Carriage Bolt, 1/4"-20 x 3/4", Grade 2
8	G10621	2	Serrated Flange Nut, 1/4"-20
9	G11209	1	Wire Hose Clamp, 3/4"
10	G10802601	1	In-Furrow Bracket
11	G7100-381	---	See "Decals, Paint, and Miscellaneous" on page P285
12	G10171	2	Hex Head Cap Screw, 5/16"-18 x 1 1/4"
13	G11386	4	Flat Washer, 5/16" SAE
14	G10620	2	Serrated Flange Nut, 5/16"-18
15	---	---	See "Decals, Paint, and Miscellaneous" on page P285
16	---	---	See "Decals, Paint, and Miscellaneous" on page P285
17	---	---	See "Decals, Paint, and Miscellaneous" on page P285
18	G11408	6	Hex Serrated Flange Cap Screw, 3/8"-16 x 1 1/2"
19	G11387	8	Flat Washer, 3/8" SAE
20	GD2947	1	Hose, 7/16" x 28"
21	G10213501	1	True Speed ESD Ground Strap Harness
22	GR1292	1	Hex Socket Button Head Cap Screw, No. 8-32 x 1/2"
23	G11202	1	Lock Nut W/Nylon Insert, No. 8-32, Stainless Steel
24	GA22522	1	Insecticide Harness
25	G10979901	1	Foam Plug

(108019)



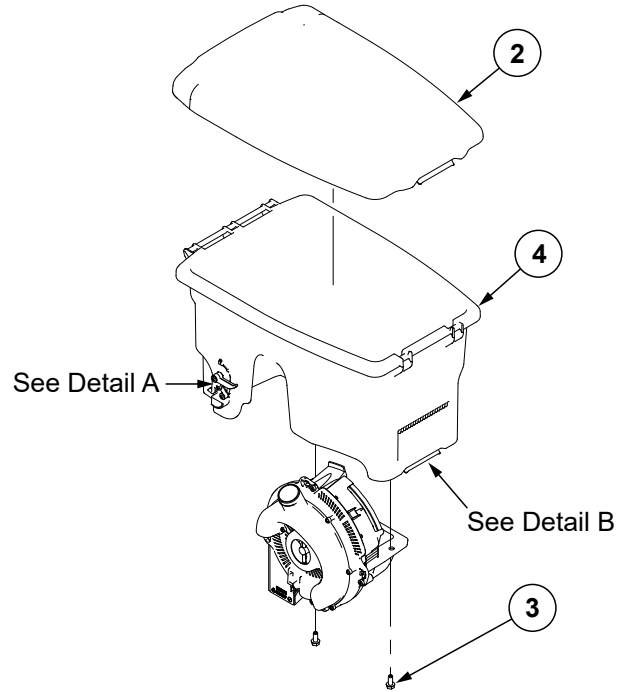
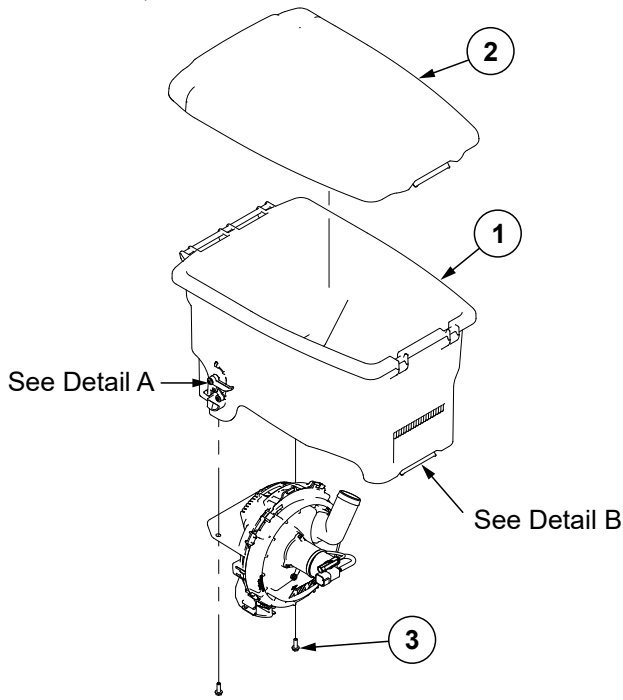
ITEM	PART NO.	QTY.	DESCRIPTION
1	GA17775	1	Chemical Hopper
2	GD23802	1	R.H. Hopper Support
3	GD23803	1	L.H. Hopper Support
4	GA17454	1	Hopper Lid
5	GD11424	4	Block
6	G10229	4	Lock Washer, 3/8"
7	G10002	4	Hex Head Cap Screw, 3/8"-16 x 3/4"
8	---	1	See "Granular Chemical Meter Assembly" on page P50
9	---	---	---
10	G10257	4	Lock Washer, No. 10
11	G11281	4	Hex Button Head Cap Screw, 10-24 x 1/2"
12	GD6291	1	Insulated Clamp, 3/8"
13	G10243	1	Washer, No. 10 SAE

(108018)

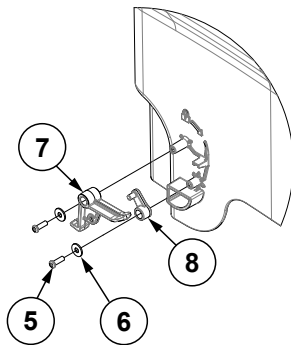


ITEM	PART NO.	QTY.	DESCRIPTION
1	GD22693	1	L.H. Insecticide Housing
	GD22694	-	R.H. Insecticide Housing
2	GD29491	1	Drive Shaft
3	GD22695	1	Bearing Sleeve, 3/8" O.D. x 1/4" I.D. x 1/4"
4	GD22696	2	Flange Bearing, 1/4" O.D. x 3/16" I.D. x 3/8"
5	GD29492	1	Gear
6	G11687	1	Spring Slot Pin
7	GA24364	1	Flow Sensor
8	---	---	---
9	G11447	4	Hex Button Head Cap Screw, #10-24 x 5/8"
10	G11445	4	Hex Locknut, #10-24
11	GA15473	1	Step Motor, 3.5 AMP
12	G10260	2	Hex Socket Head Cap Screw, 1/4"-20 x 1/2"
13	GB0577	1	Motor Cover
14	G10261	4	Hex Button Head Cap Screw, #10-32 x 3/8"
15	GB0579	1	Insecticide Impeller
16	GD28515	1	O-Ring
17	GD27021	1	Submount Plate
18	GR1292	6	Hex Socket Button Head Cap Screw, No. 8-32 x 1/2"
19	G11202	6	Lock Nut W/Nylon Insert, No. 8-32, Stainless Steel
20	GA18814	1	Insecticide Mount
21	G10531	4	Wing Nut W/Nylon Insert, 1/4"-20
22	G10213602	1	True Speed ESD Ground Strap Harness

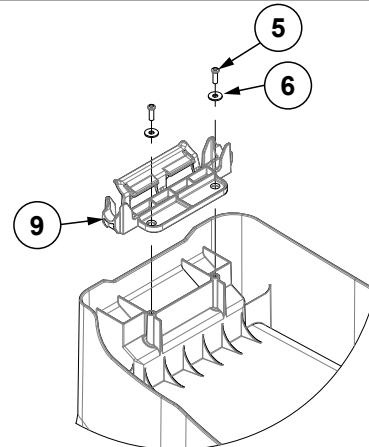
(108927/108928/108929)



Detail A

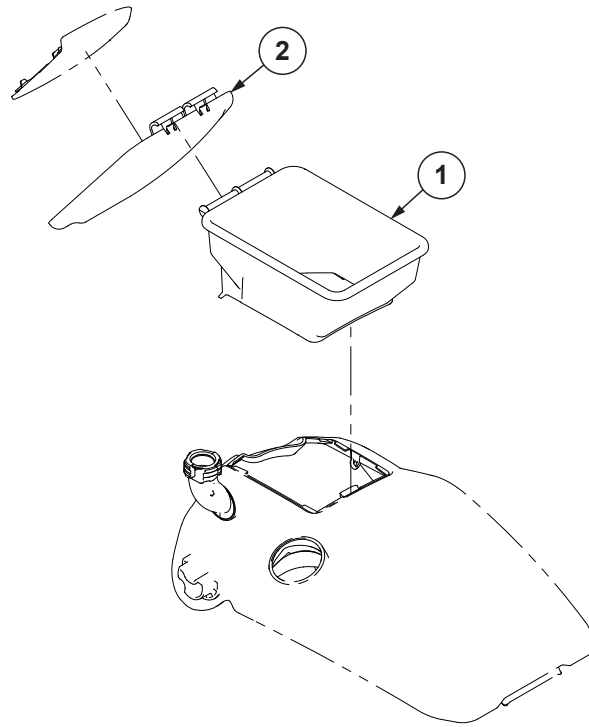


Detail B



ITEM	PART NO.	QTY.	DESCRIPTION
1	G10893101	1	True Speed Hopper, 0.8 Bu
	G10893901	-	Threaded Insert, 1/4"-20
2	G10893501	1	Hopper Lid Assembly
	GB0760	-	Lid Hook (Included W/G10893501)
	G11063101	-	Hopper Latch, Black (Included W/G10893501)
3	G10988	2	Hex Non-Serrated Flange Cap Screw, 1/4"-20 x 3/4"
4	G10893201	1	True Rate Hopper, 0.9 Bu
	GD12561	-	Threaded Insert, 5/16"-18
5	G10701401	6	Torx Pan Head Tapping Screw, 8-18 x 1/2"
6	G11961	6	Flat Washer, No. 8
7	G10893701	2	Hopper Lever, Red
8	G10893801	2	Hopper Lower Link, Red
9	G11063102	1	Hopper Latch, Red

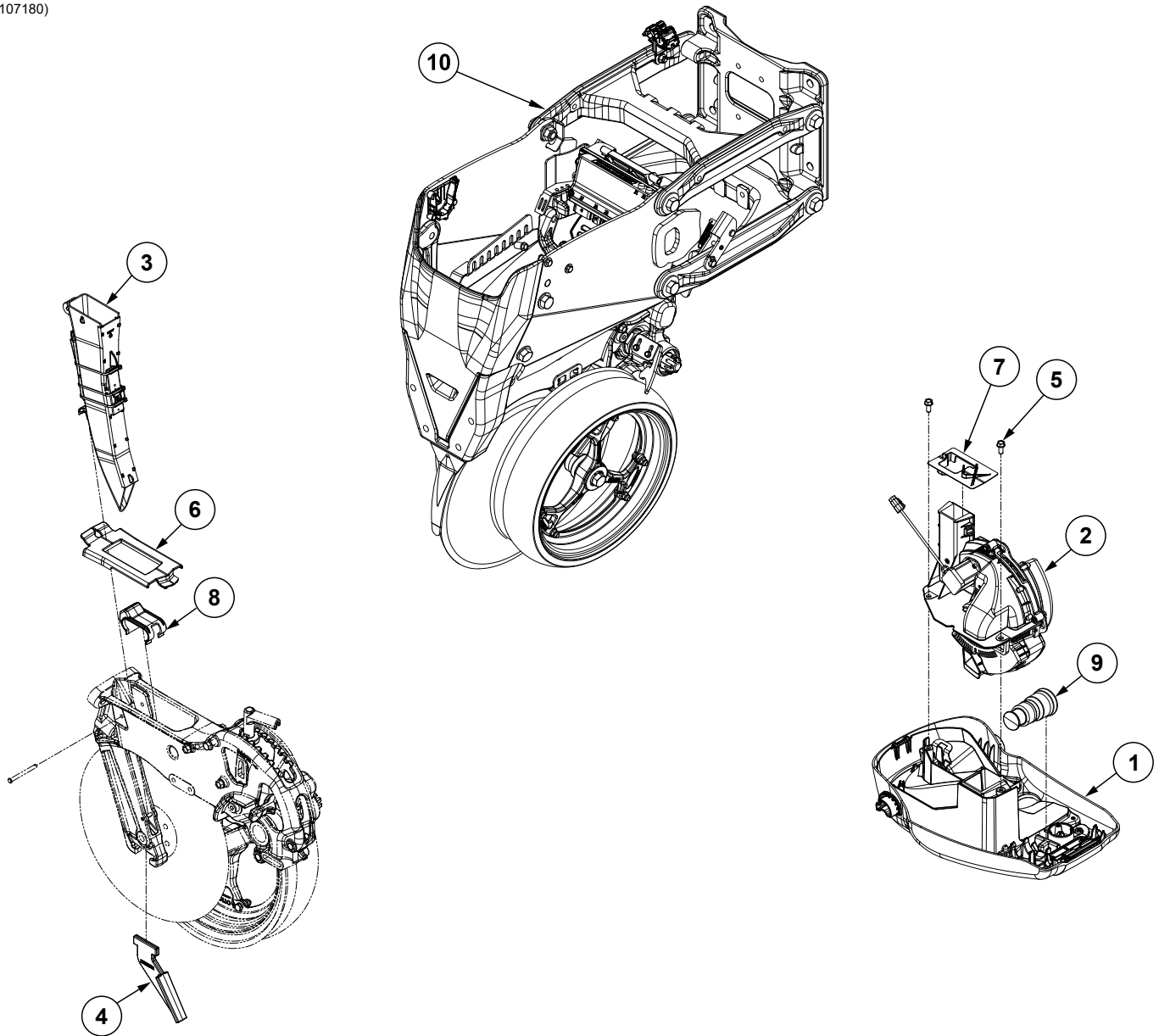
(109218)



ITEM	PART NO.	QTY.	DESCRIPTION
1	G10921601	1	Hopper Extension
2	G10921701	1	Hopper Extension Lid

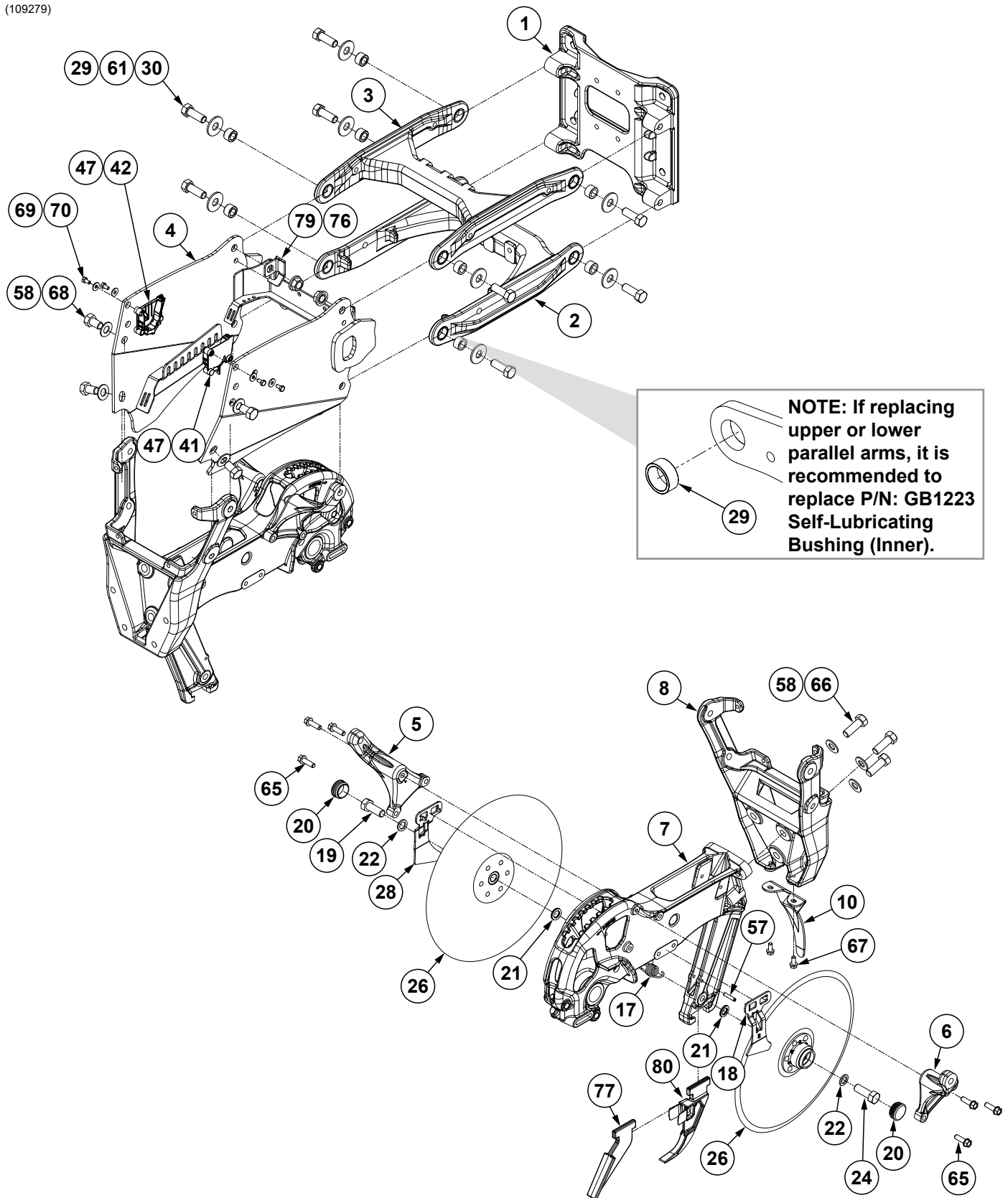
This page left blank intentionally.

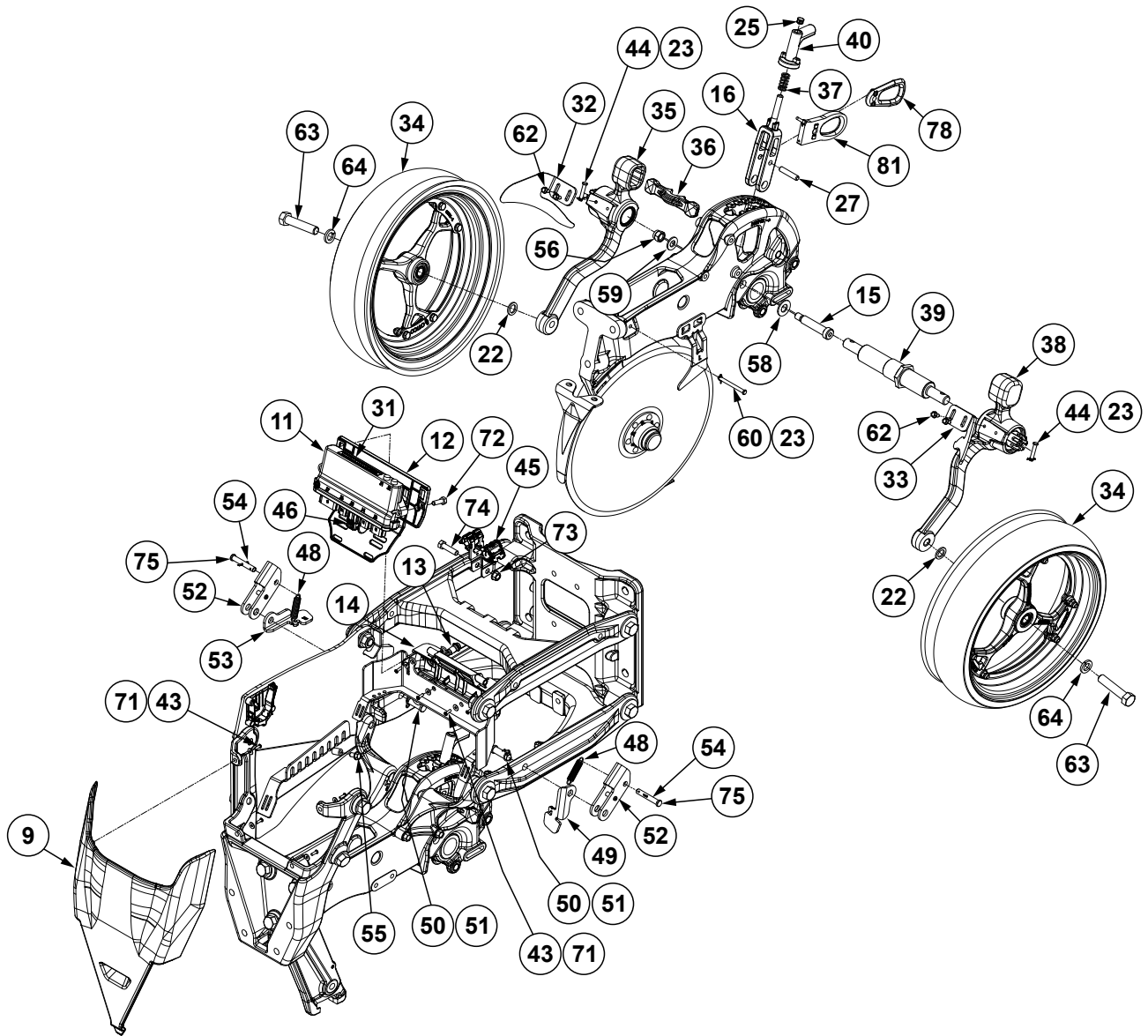
(107180)



ITEM	PART NO.	QTY. (Per Row)	DESCRIPTION
1	---	1	See "True Rate Hopper Assembly" on page P8
2	---	1	See "True Rate Seed Meter" on page P10
3	GA26539 GA20901	1	Seed Tube Assembly Seed Tube, No Sensor (Included W/GA26539)
4	G10035901	1	Scraper, Standard
5	G10720201	2	Hex Non-Serrated Flange Tapping Screw, 5/16"-14 x 3/4"
6	G10952501	1	Shank Seed Tube Debris Cover
7	G10710601	1	True Rate Meter Debris Cover
8	G10963201	1	Seed Tube Guide
9	G10646601	1	Vacuum Hose Plug
10	---	---	See "Base Push Row Unit Assembly" on page P56
A	G11502X		True Rate Base Push Row Unit, Spoked Gauge Wheel (Includes Items 1-10)

(109279)





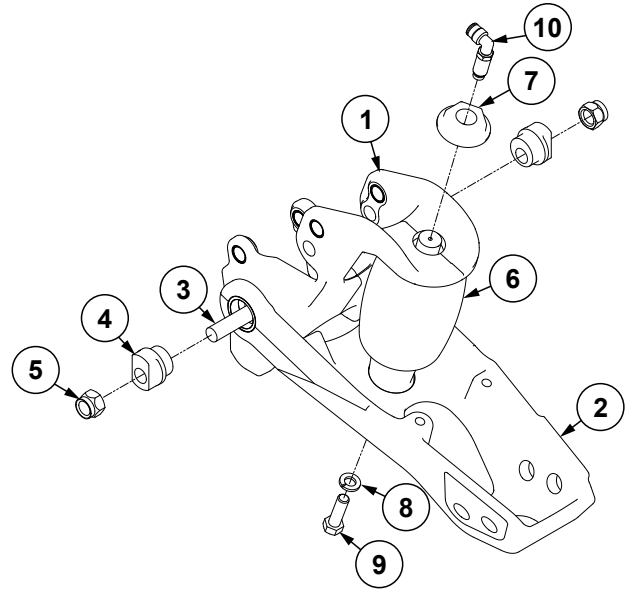
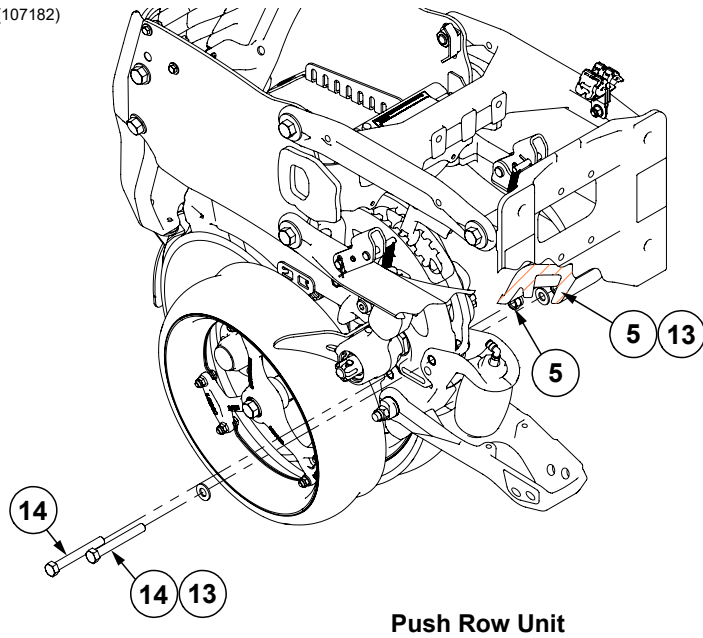
(Continued on following pages.)

ITEM	PART NO.	QTY.	DESCRIPTION
1	G10348801	1	Push Unit Support
2	G10703801 GB1224	1	Lower Parallel Arm Assembly, Push Row Unit Bushing (Included W/G10703801)
3	G10703701 GB1224	1	Upper Parallel Arm Assembly, Push Row Unit Bushing (Included W/G10703801)
4	G10643901	1	Push Unit Hopper Support
5	G10392101	1	L.H. Hopper Mount, Push Unit
6	G10392301	1	R.H. Hopper Mount, Push Unit
7	G10703901 G10635001	1	Shank Bushing, .625" O.D. x .515" I.D. x .438" (Included W/G10703901)
8	G10631001	1	Shank Yoke
9	G10930801	1	Front Panel, Push Unit
10	GD28390	1	Shield
11	GA25949	1	IPN Module Assembly
12	G10780801	1	IPN Mount
13	GA15485	1	Button
14	G10931101	1	Hopper Base Adapter
15	G10603601	1	Hex Socket Head Shoulder Screw, 5/8" x 2 1/2"
16	G10335501	1	Depth Adjustment Lever
17	G10646501	1	Outer Disc Scraper Spring
18	G10646401	1	R.H. Outer Scraper
19	G10915101	1	Hex Head Cap Screw, 5/8"-11 x 1 3/4", Grade 8 (L.H. Threads)
20	G10090401	2	Plastic Ribbed Hub Cap
21	GD30725	8	Bushing
22	G10397801	4	Special Machine Bushing, 5/8" x 1" O.D.
23	G10847001	3	Locking Cotter Pin, 7/8" x 1/4"
24	G10915001	1	Hex Head Cap Screw, 5/8"-11 x 1 3/4", Grade 8
25	GD3612	1	Cap Plug
26	G10018801 GA26920 GD11306 GD36860 GD36990	2 1 1 1 6	Disc and Bearing Assembly Bearing (Included W/G10018801) Disc Blade, 3.5 mm x 15" (Included W/G10018801) Bearing Housing (Included W/G10018801) Rivet, 1/4" x 9/16" (Included W/G10018801)
27	G10567901	1	Depth Adjust Pin
28	G10646301	1	L.H. Outer Scraper
29	GB1223	8	Self-Lubricating Bushing
30	G10141901	8	Hex Head Cap Screw, 5/8"-11 x 1 3/4", Grade 8
31	7100-616	1	See "Decals, Paint, and Miscellaneous" on page P285
32	G10538701	1	R.H. Gauge Wheel Scraper
33	G10538601	1	L.H. Gauge Wheel Scraper
34	G10322501	2	See "Spoked Gauge Wheel Assembly" on page P7
35	---	1	See "Gauge Wheel Arm Assembly" on page P6
36	GB0265	1	Pivot Link, Depth Adjustment
37	G10985901	1	Adjustment Handle Spring
38	---	1	See "Gauge Wheel Arm Assembly" on page P6
39	G10957301	1	Gauge Wheel Spindle Shaft
40	GB0266	1	Handle, Depth Adjustment
41	G10930901	1	L.H. Hopper Mount
42	G10931001	1	R.H. Hopper Mount
43	G10972301	8	Torx Pan Head Tapping Screw, 8-18 x 1/2"
44	G10846901	2	Clevis Pin, 1/4" x 1 3/16"
45	G10924201	2	Ratchet Clamp
46	GD35836	1	Sealed Plug, MX150, 2 x 4, Key B W/CPA
47	G10925601	2	Side Panel Wear Strip
48	GD25569	2	Spring

ITEM	PART NO.	QTY.	DESCRIPTION
49	G10658201	1	L.H. Lock Up Lever
50	G10745301	2	Locking Cotter Pin, $\frac{5}{64}$ " x $\frac{1}{2}$ "
51	G10990901	2	Clevis Pin, $\frac{1}{2}$ " x $1\frac{1}{2}$ "
52	G10932601	2	Push Unit Lock Up Assembly
53	G10658301	1	R.H. Lock Up Lever
54	G10456	2	Cotter Pin, $\frac{1}{8}$ " x $\frac{3}{4}$ "
55	G10986	1	Hex Non-Serrated Flange Cap Screw, $\frac{5}{16}$ "-18 x $\frac{5}{8}$ ", Grade 5
56	G10111	1	Lock Nut, $\frac{1}{2}$ "-13
57	G11646	1	Slotted Spring Pin, $\frac{1}{4}$ " x $1\frac{1}{4}$ "
58	G11391	8	Flat Washer, $\frac{5}{8}$ " SAE
59	G11389	1	Flat Washer, $\frac{1}{2}$ " Plated SAE
60	G11465	1	Pin, $\frac{1}{4}$ " x $2\frac{3}{4}$ "
61	G11976	8	Flat Washer, $\frac{5}{8}$ " x $1\frac{3}{4}$ "
62	G11356	4	Hex Socket Flange Cap Screw, $\frac{1}{4}$ "-20 x $\frac{1}{2}$ "
63	G10010	2	Hex Head Cap Screw, $\frac{5}{8}$ "-11 x 3"
64	G10230	2	Lock Washer, $\frac{5}{8}$ "
65	G11204	6	Hex Serrated Flange Cap Screw, $\frac{3}{8}$ "-16 x $1\frac{1}{4}$ ", Grade 5
66	G10005	3	Hex Head Cap Screw, $\frac{5}{8}$ "-11 x $1\frac{3}{4}$ "
67	G11539	2	Hex Socket Flange Cap Screw, $\frac{5}{16}$ "-18 x $\frac{3}{4}$ "
68	G10443	4	Hex Head Cap Screw, $\frac{5}{8}$ "-11 x 1"
69	G10209	4	Washer, $\frac{1}{4}$ " USS
70	G10022	4	Hex Head Cap Screw, $\frac{1}{4}$ "-20 x $\frac{1}{2}$ "
71	G11961	8	Flat Washer, No. 8
72	G10019	2	Hex Head Cap Screw, $\frac{5}{16}$ "-18 x 1"
73	G10622	1	Serrated Flange Nut, $\frac{3}{8}$ "-16
74	G10003	1	Hex Head Cap Screw, $\frac{3}{8}$ "-16 x $1\frac{1}{2}$ "
75	G10939401	2	Clevis Pin, $\frac{3}{8}$ " x 2"
76	G11415	2	Serrated Flange Nut, $\frac{5}{8}$ "-11
77	G10035901	-	Scraper, Standard
78	GB0285	-	Collar, Depth Adjustment
79	G10998301	1	Bracket
80	G10418802	-	Disc Opener Scraper Assembly
81	GA27146	-	True Depth Link (27" Harness)

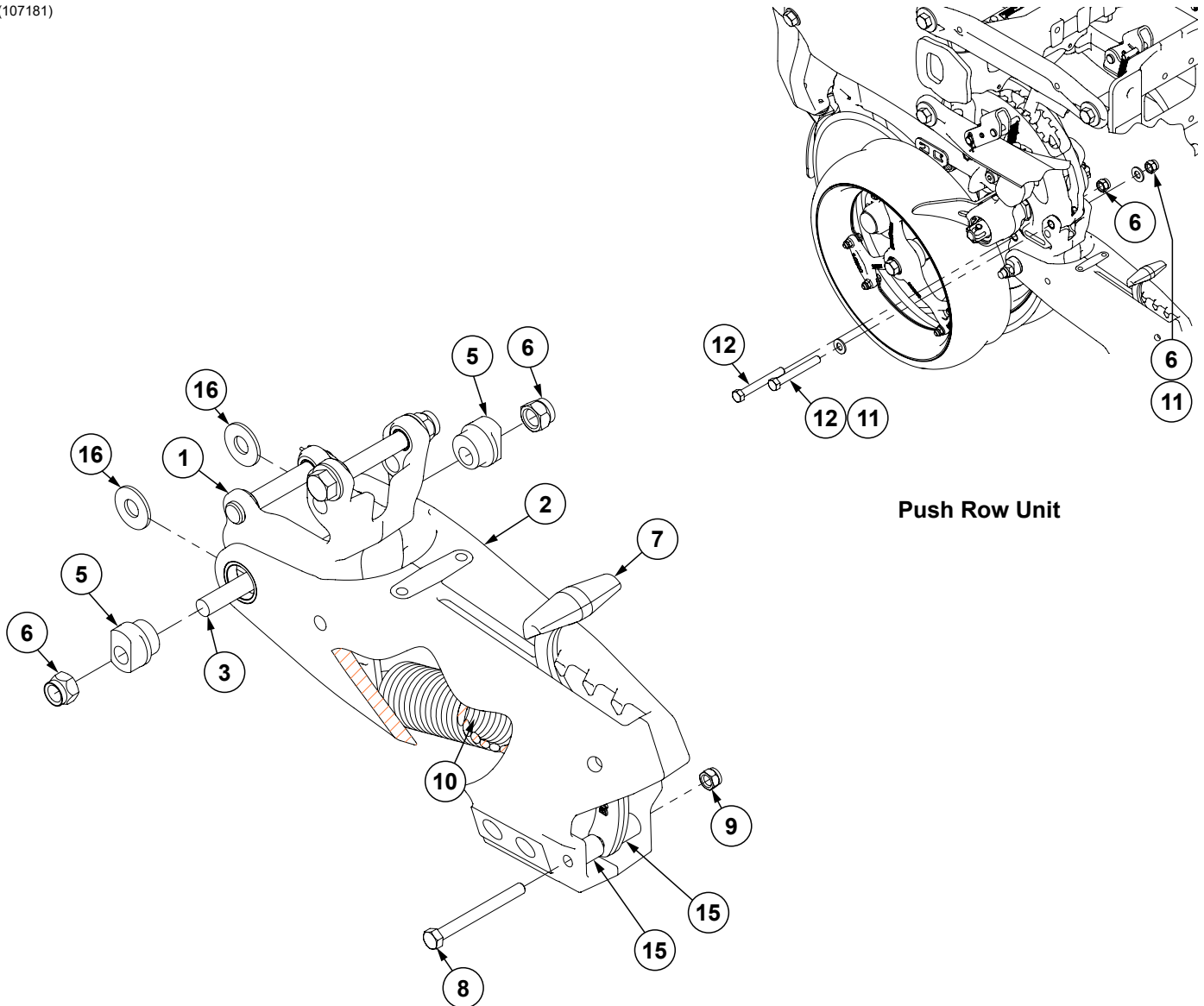
(107182)

[See "Airline Fittings and Hoses" on page P21](#)



ITEM	PART NO.	QTY.	DESCRIPTION
1	G10704101 G10635001	1	Air Adjust Closing Wheel Mount Assembly Bushing, .625" O.D. x .515" I.D. x .438" (Included W/G10704101)
2	G10704201 G10635101	1	Air Adjust Closing Wheel Arm Assembly Bushing, 1.25" O.D. x 1" I.D. x .375" (Included W/G10704201)
3	G11419	2	Carriage Bolt, 1/2"-13 x 2 1/4"
4	GB0239	2	Eccentric Bushing
5	G10111	4	Lock Nut, 1/2"-13
6	G10506101	1	Air Adjust Closing Wheel Air Bag
7	GB0397	1	Shoulder Nut, 3/4"-16
8	G10229	1	Lock Washer, 3/8"
9	G10004	1	Hex Head Cap Screw, 3/8"-16 x 1 1/4"
10	GD19298	1	1/4" Male Swivel Elbow, Extended
11	---	---	---
12	---	---	---
13	G11389	2	Flat Washer, 1/2" Plated SAE
14	G10035	2	Hex Head Cap Screw, 1/2"-13 x 4"

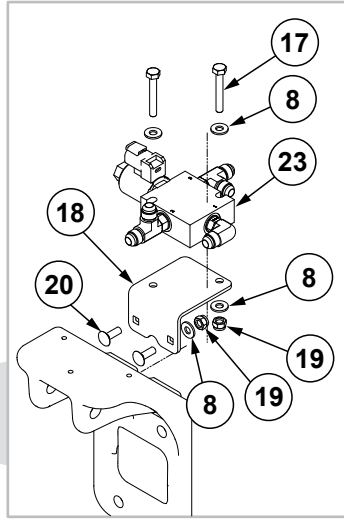
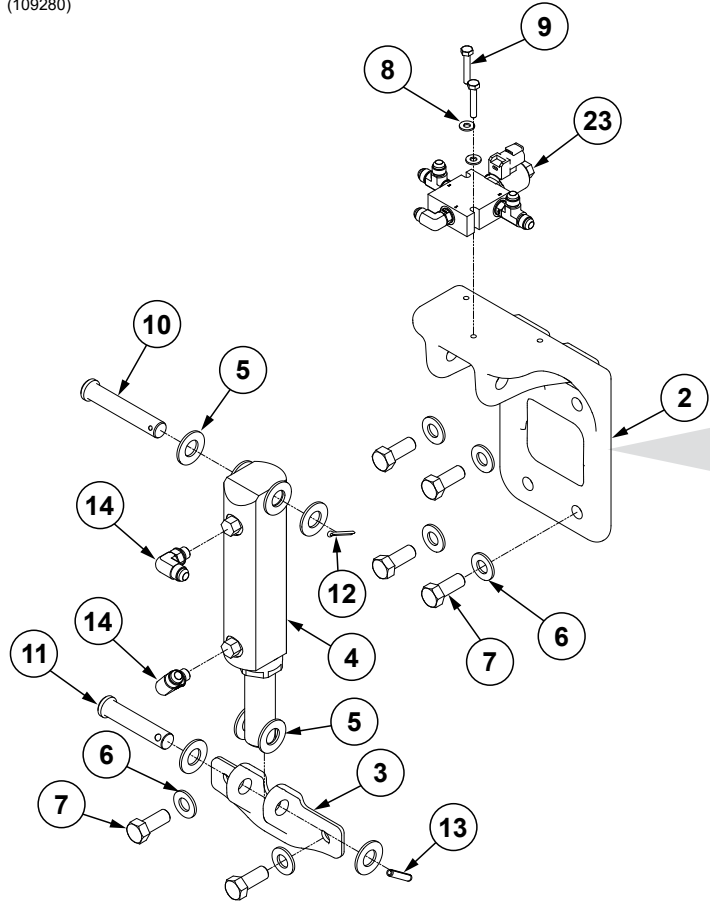
(107181)



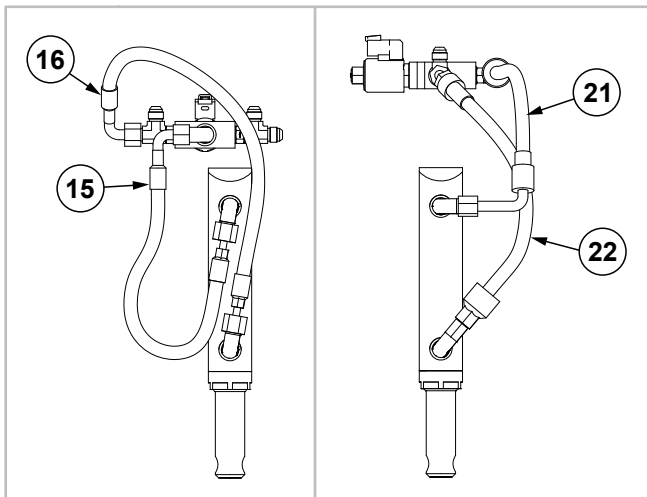
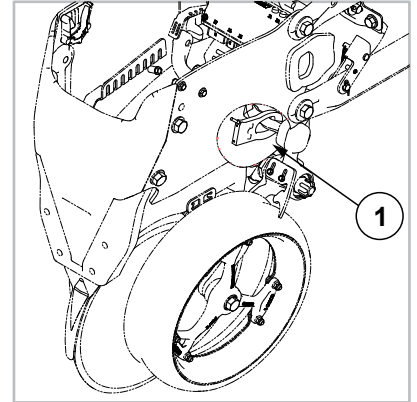
Push Row Unit

ITEM	PART NO.	QTY.	DESCRIPTION
1	G10704001	1	Closing Wheel Spring Mount Assembly
	G10635001	-	Bushing, .625" O.D. x .515" I.D. x .438" (Included W/G10704001)
2	G11007001	1	Closing Wheel Arm
3	G11419	2	Carriage Bolt, 1/2"-13 x 2 1/4"
4	---	---	---
5	GB0239	2	Eccentric Bushing
6	G10111	3	Lock Nut, 1/2"-13
7	GB0254	1	Lever
8	G11111	1	Hex Head Cap Screw, 5/16"-18 x 3 1/4"
9	G10109	1	Lock Nut, 5/16"-18, Grade 8
10	GD8460	1	Spring
11	G11389	-	Flat Washer, 1/2" Plated SAE
12	G10035	-	Hex Head Cap Screw, 1/2"-13 x 4"
13	---	---	---
14	---	---	---
15	GD8893-20	2	Sleeve, 5/8" O.D. x .407" I.D. x .75"
16	G10216	2	Washer, 1/2" USS

(109280)

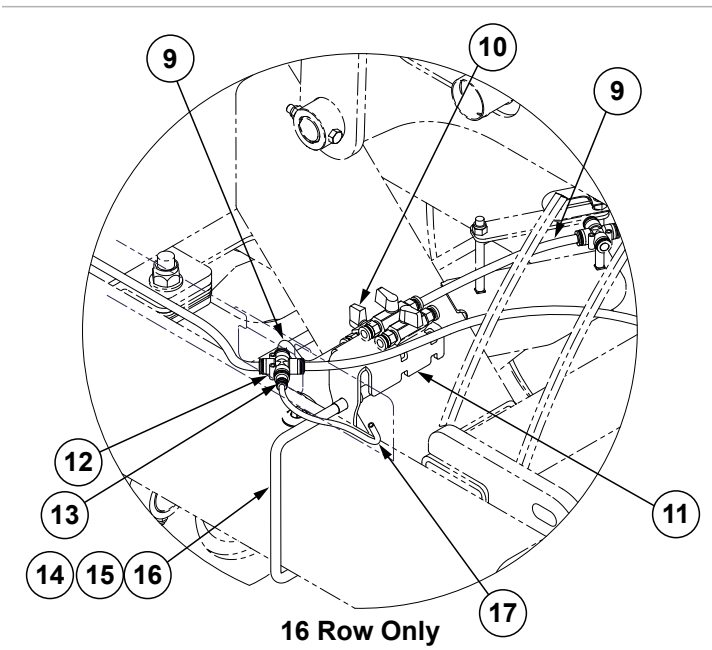
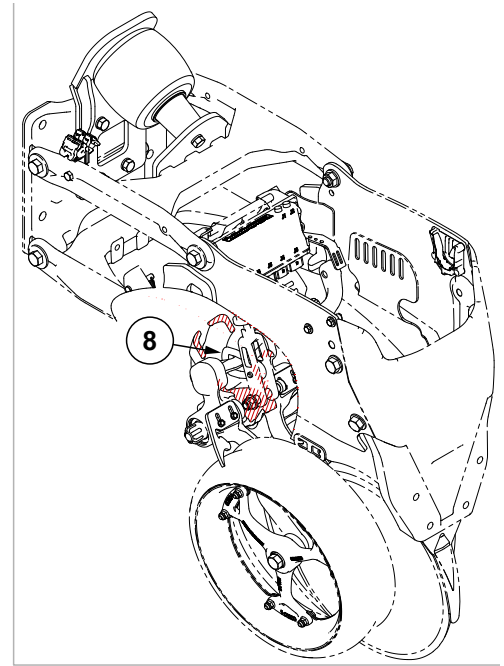
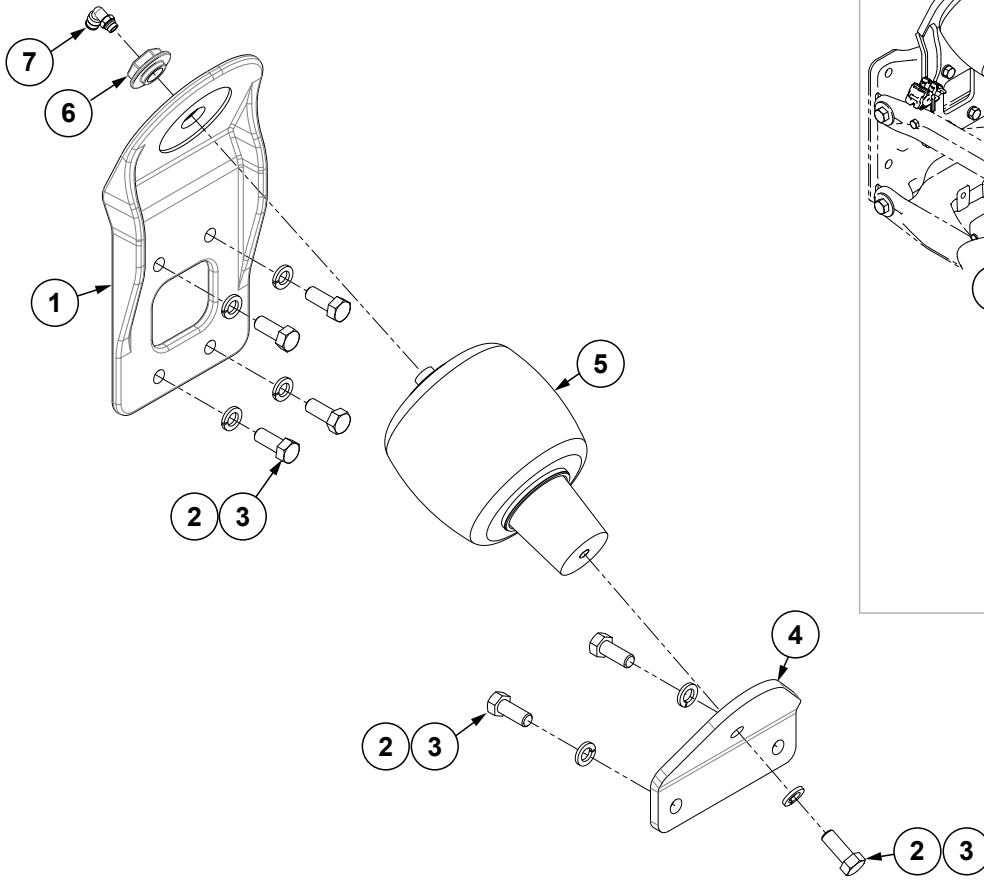


Row Units Under Entrainer

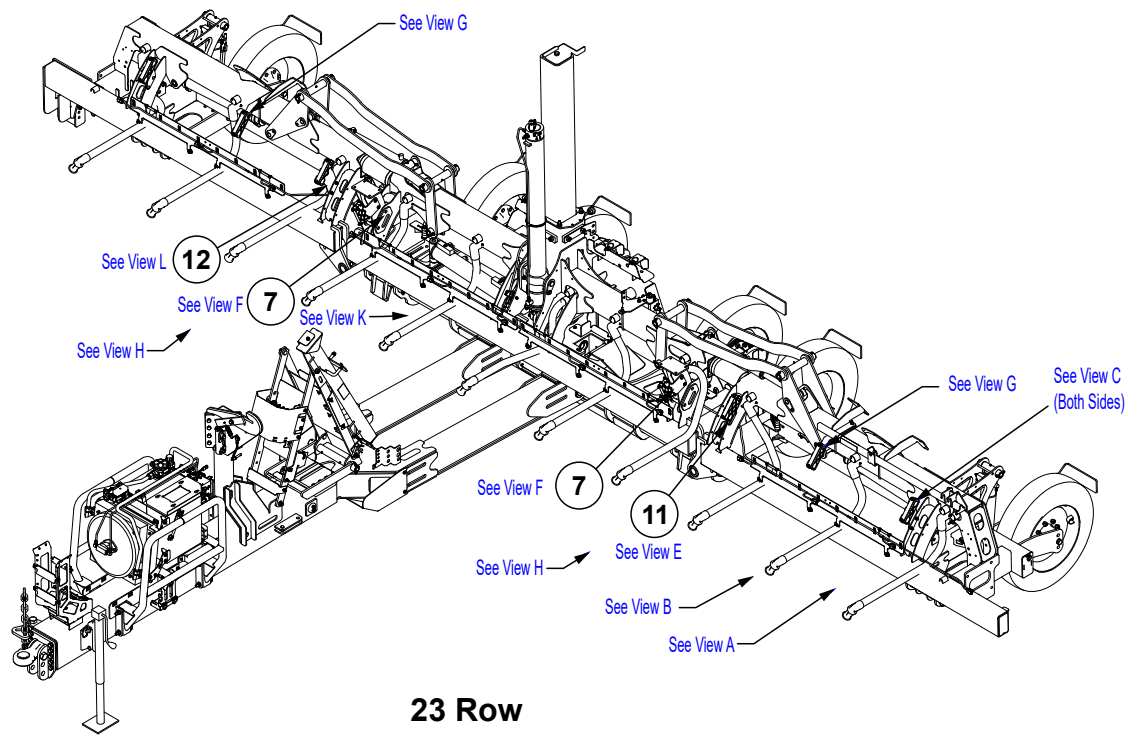
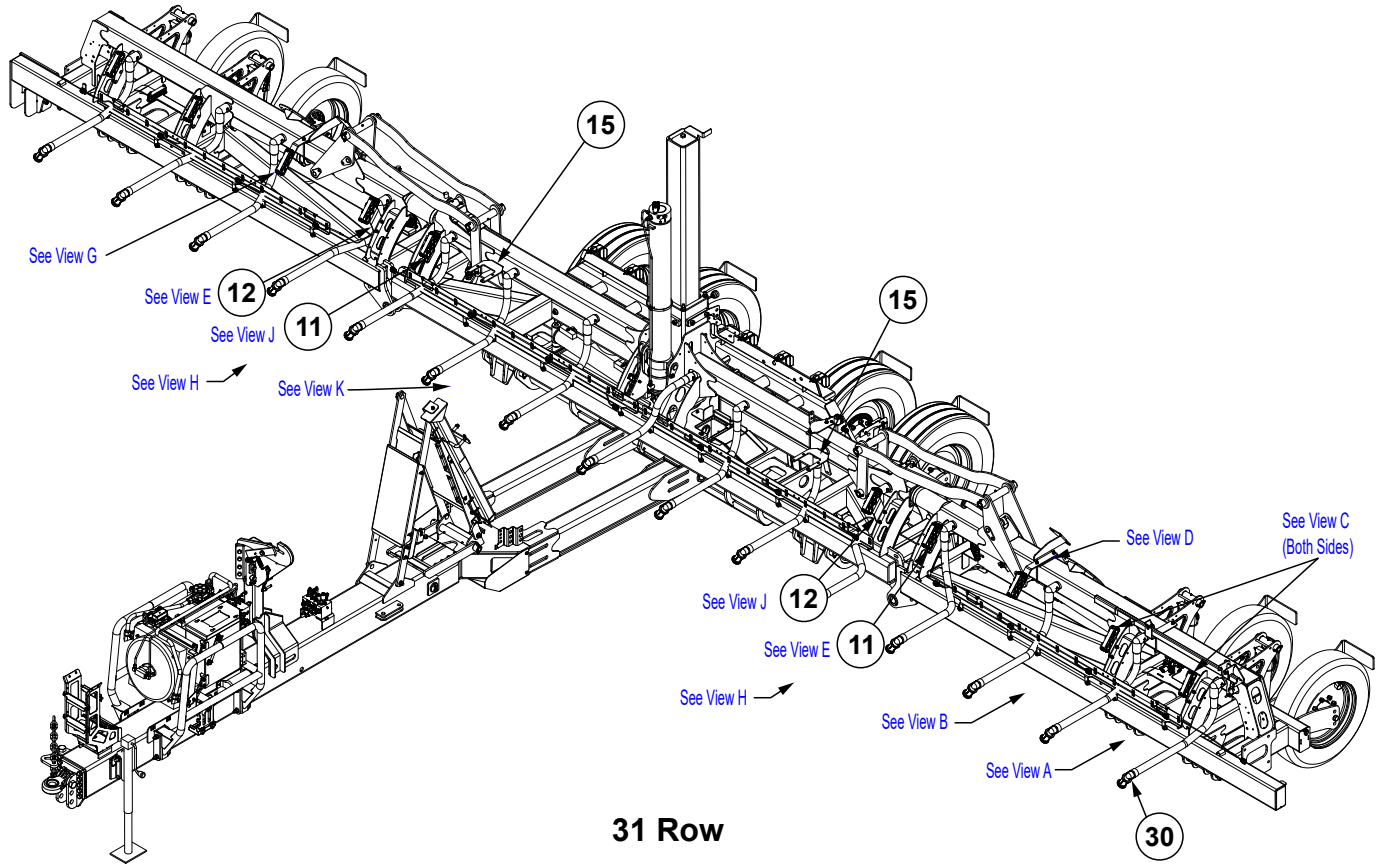


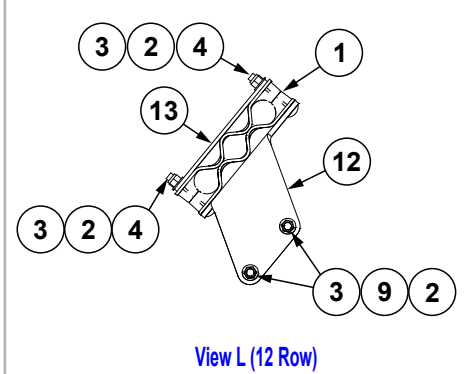
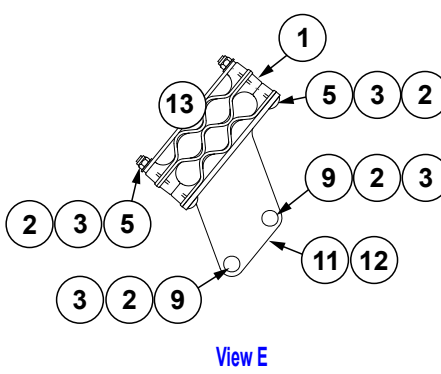
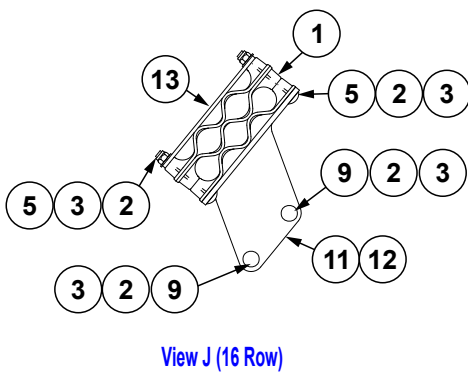
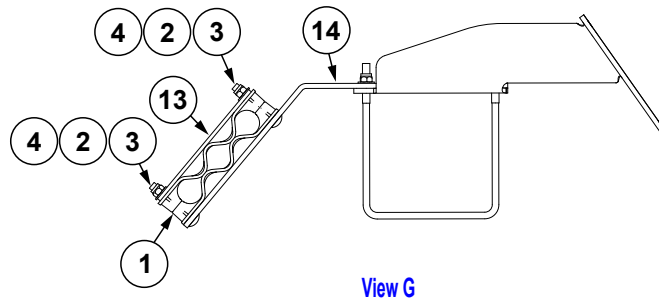
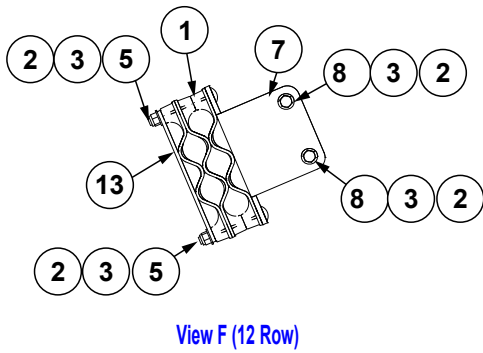
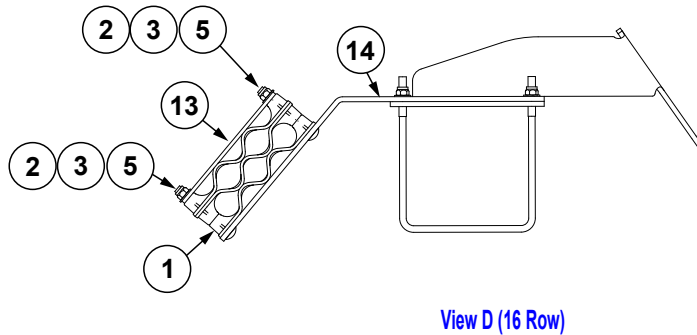
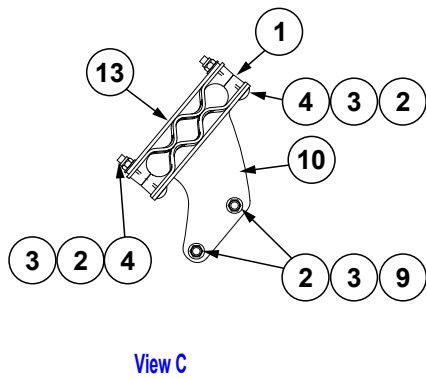
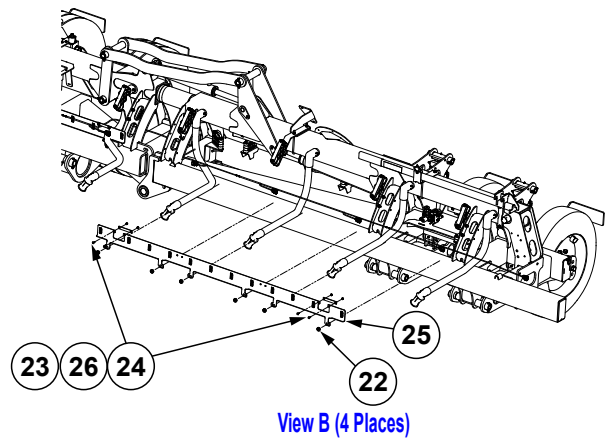
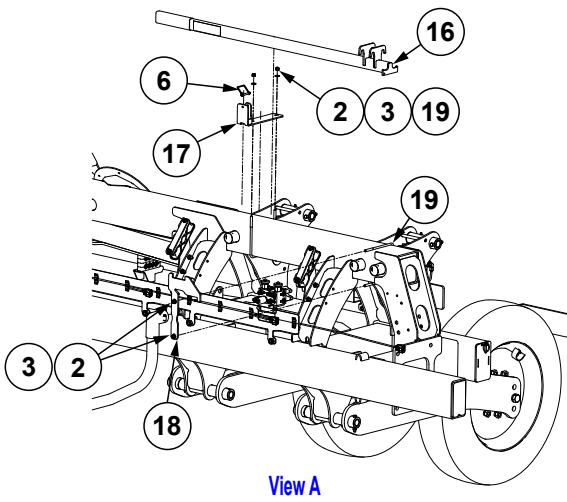
ITEM	PART NO.	QTY.	DESCRIPTION
1	GA27146	1	True Depth Link (27" Harness)
2	G11005501	1	Upper Hydraulic Down Force Mount Plate
3	G10361901	1	Lower Hydraulic Down Force Mount
4	G10983402	1	See "Hydraulic Down Force Cylinder, Push Row Unit" on page P187
5	G11391	8	Flat Washer, 5/8" SAE
6	G11389	6	Flat Washer, 1/2" Plated SAE
7	G11000801	6	Hex Head Cap Screw, 1/2"-13 x 1 1/4", Grade 5
8	G11385	2	Flat Washer, 1/4" SAE
9	GD35459	2	Hex Head Cap Screw, 1/4"-20 x 1 1/2", Grade 5
10	G10523801	1	Clevis Pin, 5/8" x 3 1/2"
11	G10789701	1	Clevis Pin, 5/8" x 3"
12	G10451	1	Cotter Pin, 1/8" x 1"
13	G11646	1	Slotted Spring Pin, 1/4" x 1 1/4"
14	G6801-06-04	2	Elbow, 90°, 9/16"-18 x 7/16"-20 W/O-Ring
15	*A7679-15	1	Hose Assembly, 1/4" x 15" (06F-06F90)
16	*A7679-18	1	Hose Assembly, 1/4" x 18" (06F-06F90)
17	G10040	-	Hex Head Cap Screw, 1/4"-20 x 1 3/4"
18	G10969301	-	True Depth Hydraulic Block Bracket
19	G10110	-	Lock Nut, 1/4"-20, Grade B
20	G10310	-	Carriage Bolt, 1/4"-20 x 3/4", Grade 2
21	*A27061-13	-	Hose Assembly, 1/4" x 13" (06F - 06F90L)
22	*A27062-16	-	Hose Assembly, 1/4" x 16" (06F - 06F45S)
23	---	1	See "Row Unit Control Block" on page P195

(109281_108548)



ITEM	PART NO.	QTY.	DESCRIPTION
1	G10787801	-	Upper Pneumatic Down Pressure Mount, Pull Row Unit
2	G10228	-	Lock Washer, 1/2"
3	G10037	-	Hex Head Cap Screw, 1/2"-13 x 1 1/4"
4	G11084301	-	Air Spring Plate
5	GA11982	-	Air Spring Assembly
6	GB0397	-	Shoulder Nut, 3/4"-16
7	GD19080	-	Elbow, 1/4" x 1/8" NPT Swivel
8	GB0285	-	Collar, Depth Adjustment
9	---	-	See "Airline Fittings and Hoses" on page P21
10	G10578401	1	Ball Valve, 1/4" NPT (F) W/Adapters 3/8" PTC
11	G10965301	1	Ball Valve Bracket
12	---	-	See "Airline Fittings and Hoses" on page P21
13	---	-	See "Airline Fittings and Hoses" on page P21
14	G11389	2	Flat Washer, 1/2" Plated SAE
15	G10111	2	Lock Nut, 1/2"-13
16	GD11132	1	U-Bolt, 4" x 7" x 1/2"-13
17	---	-	See "Airline Fittings and Hoses" on page P21

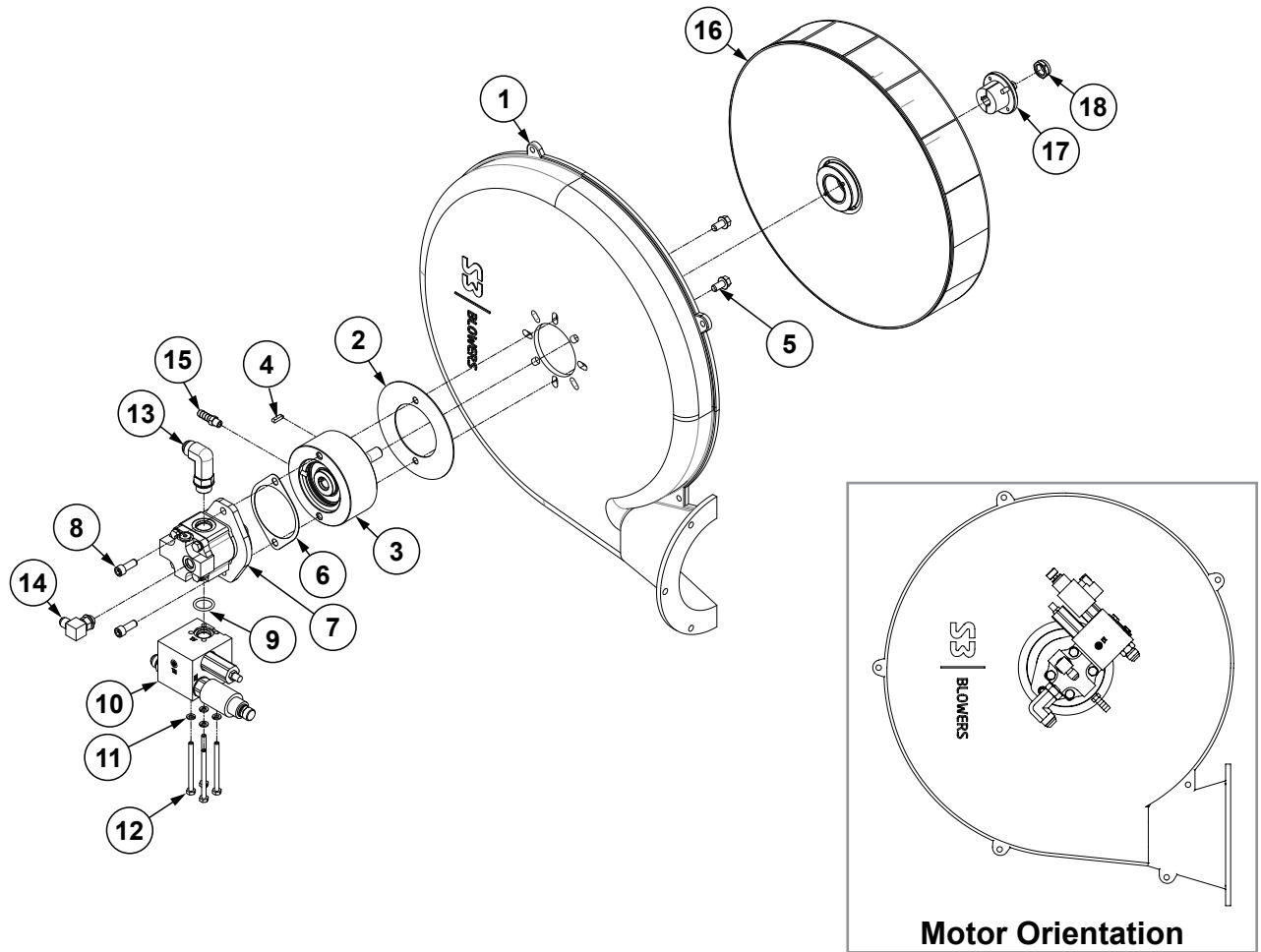




(Continued on following page.)

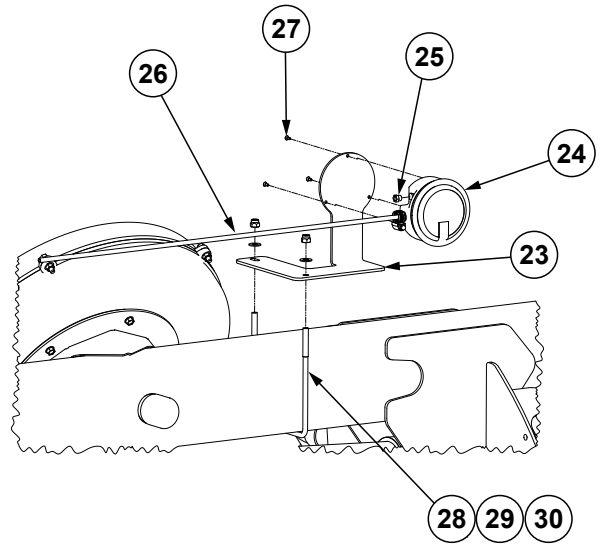
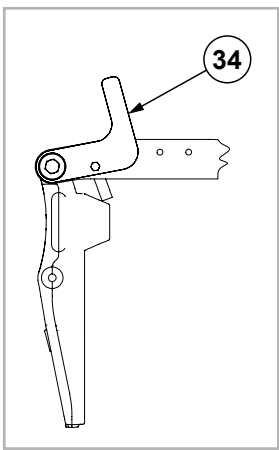
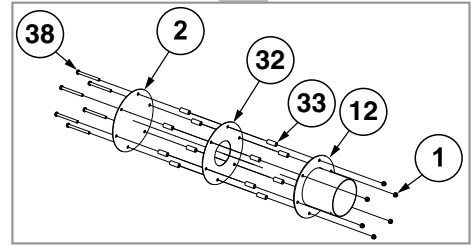
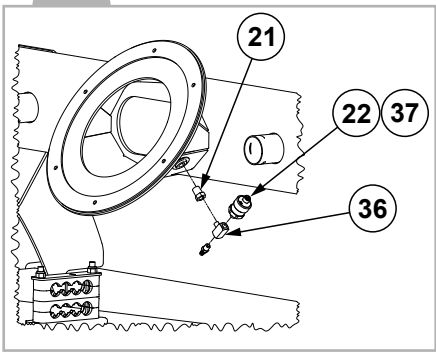
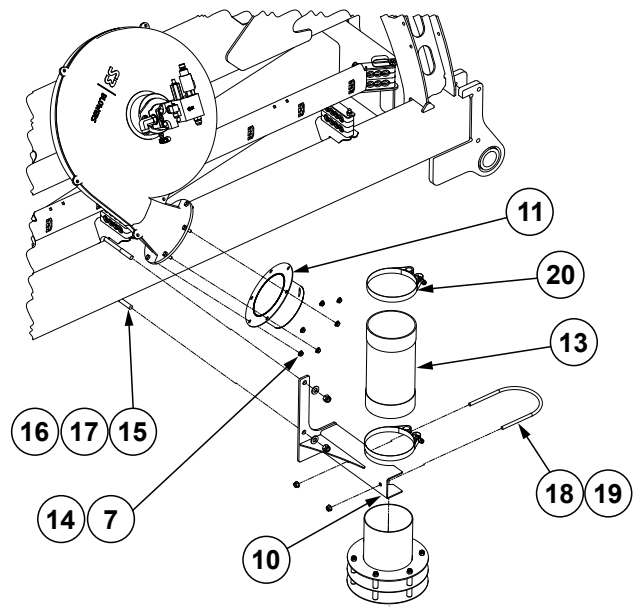
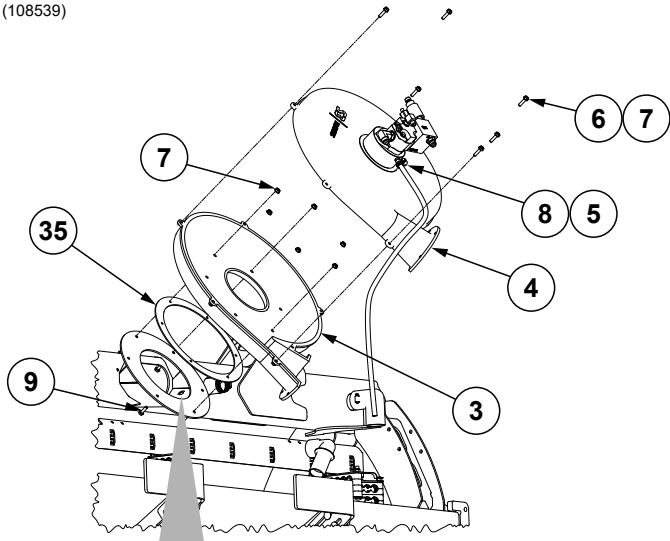
ITEM	PART NO.	QTY.	DESCRIPTION
1	GB0969	-	5 Position Wave Stacker
2	G10108	-	Lock Nut, 3/8"-16
3	G11387	-	Flat Washer, 3/8" SAE
4	G10898	10	Carriage Bolt, 3/8"-16 x 2 3/4"
5	G10307	10	Carriage Bolt, 3/8"-16 x 3 1/2"
6	GD9695	1	Wire Lock Pin, 1/4" x 1 1/4"
7	G10608001	-	Bulk Fill Hose Mount Plate
8	G10753	-	Hex Head Cap Screw, 3/8"-16 x 4 1/2"
9	G10599	16	Carriage Bolt, 3/8"-16 x 1 1/4"
10	G10564301	4	Seed Hose Mounting Bracket
11	G10608101	2	Bulk Fill Hose Mount Plate
12	G10608201	2	Bulk Fill Hose Mount Plate
13	G10548401	10	6 Section Clamp Plate
14	G10585701	2	Seed Hose Bracket
15	G10586001	2	Seed Hose Bracket, 16 Row
16	G10920401 GD11649	1	Lift Lever W/Boot Boot (Included W/G10920401)
17	G10607301	1	Lift Lever Bracket
18	G10920001	1	Lift Lever Mount
19	GD19090	2	U-Bolt, 6" x 3/8"-16
20	---	---	---
21	---	---	---
22	G10503	24	Hex Jam Nut, 5/8"-11, Grade 2
23	G11320	16	Lock Nut, 1/4"-20, Grade B
24	G10310	16	Carriage Bolt, 1/4"-20 x 3/4", Grade 2
25	G11045601 G11045301	- 4	Fertilizer Harness Rail, 12 Row Fertilizer Harness Rail, 16 Row
26	G10903501	8	Wire Tray Filler

(106446)



ITEM	PART NO.	QTY.	DESCRIPTION
1	G10102301	1	Vacuum Fan Drive Case
2	GD25644	1	Cover Plate
3	G10075001	1	Overhung Load Adaptor
	GD20928	-	Bearing
4	GD21300	1	Key
5	G11123	2	Hex Serrated Flange Cap Screw, 3/8"-16 x 3/4"
6	GD30882	1	2-Bolt Mount Gasket
7	G10163901	1	Hydraulic Motor
8	G11261	2	Hex Socket Head Cap Screw, 3/8"-16 x 1"
9	G11105001	1	O-Ring, No. 212
10	---	1	See "Vacuum Fan Control Manifold Block Assembly" on page P194
11	G10227	4	Lock Washer, 1/4"
12	G10162	4	Hex Head Cap Screw, 1/4"-20 x 3 1/4"
13	G6801-L-10	1	Long Elbow W/O-Ring, 90°, 7/8"-14 Male JIC To O-Ring
	GR1466	-	O-Ring
14	G6801-06	1	Elbow W/O-Ring, 90°, 9/16"-18 Male JIC To O-Ring
	GR1045	-	O-Ring
15	GD35294	1	Hose Barb, 1/8"-27 NPTF x 3/8"
16	GA21510	1	Impellor
17	GD34103	1	Bushing
18	G11967	1	Nylon Lock Nut, 5/8"-11, Grade 8

(108539)

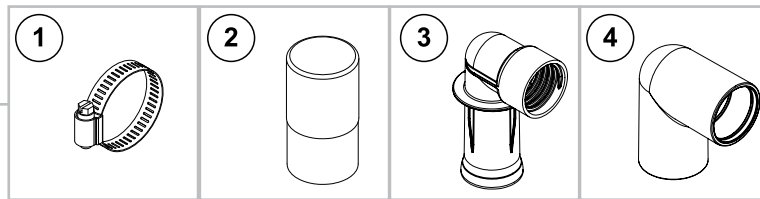
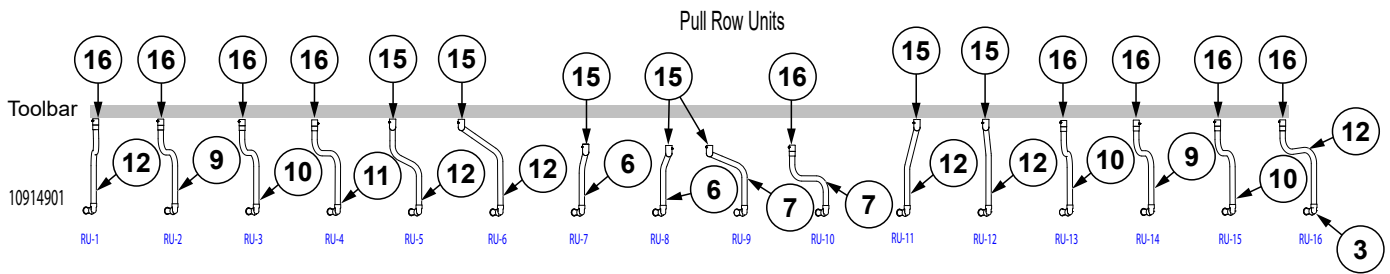
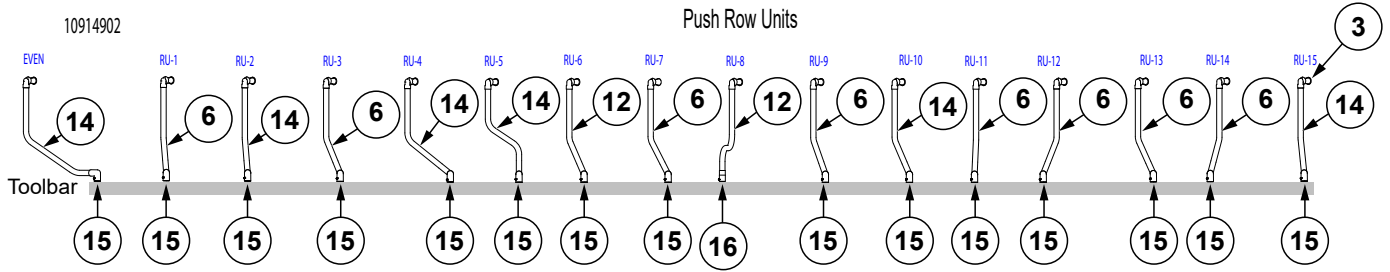


ITEM	PART NO.	QTY.	DESCRIPTION
1	G10108	20	Lock Nut, 3/8"-16
2	GD35435	2	Diffuser Cap
3	GD35447	2	Inlet Housing
4	---	2	See "Vacuum Fan Assembly" on page P69
5	*D6279-05	2	Tubing, 3/8" x 60"
6	G11921	12	Hex Serrated Flange Cap Screw, 5/16"-18 x 1 1/4", Grade 5
7	G10620	36	Serrated Flange Nut, 5/16"-18
8	G10681	2	Hose Clamp, No. 6
9	G11480	12	Hex Socket Flange Cap Screw, 5/16"-18 x 1"
10	G10108501	2	Diffuser Bracket
11	GA25441	2	Flex Tube Mount
12	GA25427	2	Diffuser
15	GD19658-03	2	Black Hose, 6" I.D. x 20"
14	G10991	12	Hex Head Cap Screw, 5/16"-18 x 7/8"
15	GD11132	2	U-Bolt, 4" x 7" x 1/2"-13
16	G10111	4	Lock Nut, 1/2"-13
17	G11389	4	Flat Washer, 1/2" Plated SAE
18	GD35437	2	U-Bolt, 6" x 3/8"-16
19	G11091	4	Serrated Flange Nut, 3/8"-16
20	G11367	4	T-Bolt Clamp 6"
21	G10041501	2	1/4" to 1/8" Plastic Reducer
22	G10349601	2	Air Pressure/Vacuum Sensor
23	G10902901	2	Pressure Gauge Mount
24	GA21406	2	Pressure Gauge
	GR1777	2	Hose Barb, 1/8" Male NPT To 3/16" Barb (Included W/GA21406)
25	GA10799	2	Breather, 1/8" Male NPT
26	GD15849-03	2	Clear Tube, 5/16" x 30"
27	G11215	6	Hex Flat Head Cap Screw, No. 6-32 x 3/8", Grade 8
28	GD19090	2	U-Bolt, 6" x 3/8"-16
29	G11387	4	Flat Washer, 3/8" SAE
30	G10901	4	Lock Nut, 3/8"-16
31	G11147	16	Cap, 2"
32	GD35434	2	Diffuser Ring
33	GD2971-26	24	Sleeve, 3/8" I.D x 5/8" O.D. x 1.63" Long
34	G11065901	3	Vacuum Hose Guide
35	GD26697	2	Fan Gasket
36	GD28372	2	1/8" NPT Tee, Brass (Female/Male/Female)
37	G11009201	2	Air Pressure Adapter Cable
38	G10063	12	Hex Head Cap Screw, 3/8"-16 x 4"

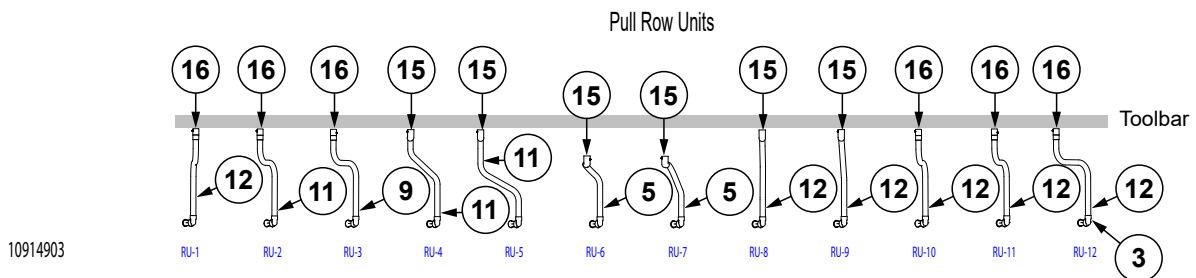
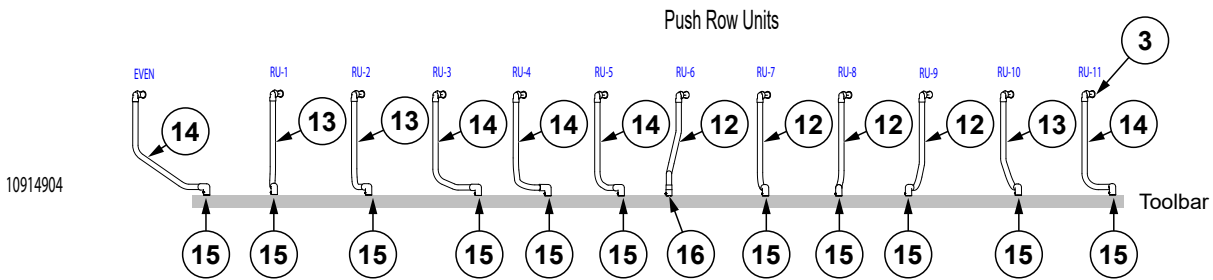
*Hose not stocked by Kinze repair parts, but is available in bulk (GD6279-00).

(109149)

16 Row



12 Row

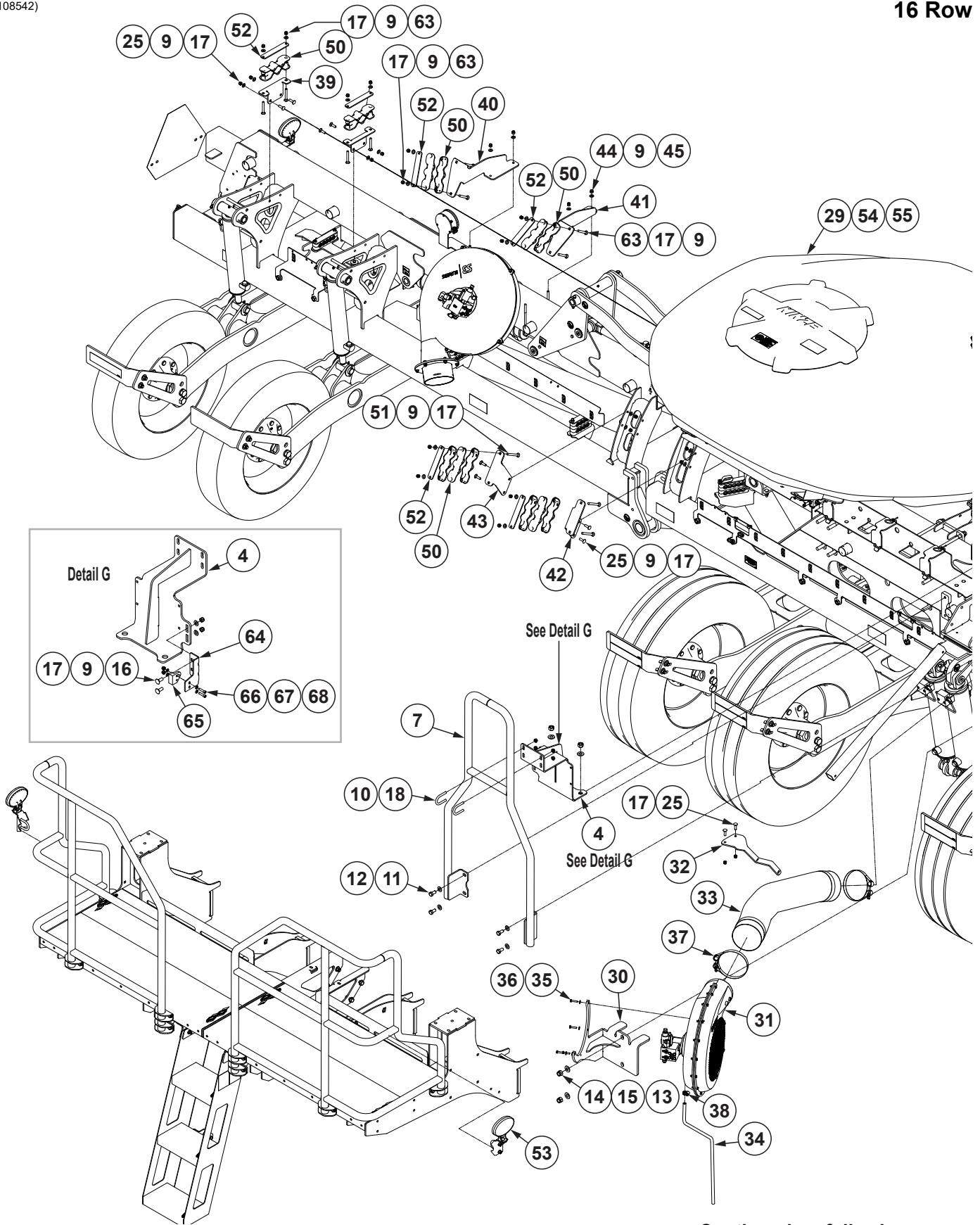


ITEM	PART NO.	QTY.	DESCRIPTION
1	G10676	-	Hose Clamp, No. 36, Stainless Steel
2	GD31424	-	Vacuum Cuff Screw, 1½"
3	G10646201	-	Vacuum Hose End
4	GB1313	-	90° Elbow, 1½" Hose
5	*D36495-30	-	Hose, 1½" x 30" (Black)
6	*D36495-32	-	Black Hose, 1½" I.D. x 32"
7	*D36495-34	-	Hose, 1½" x 34" (Black)
8	---	---	---
9	*D36495-36	-	Hose, 1½" x 36" (Black)
10	*D36495-37	-	Hose, 1½" x 37" (Black)
11	*D36495-38	-	Hose, 1½" x 38" (Black)
12	*D36495-40	-	Hose, 1½" x 40" (Black)
13	*D36495-42	-	Hose, 1½" x 42" (Black)
14	*D36495-46	-	Hose, 1½" x 46" (Black)
*Hose not stocked by Kinze repair parts, but is available in bulk (GD36495-600)			

This page left blank intentionally.

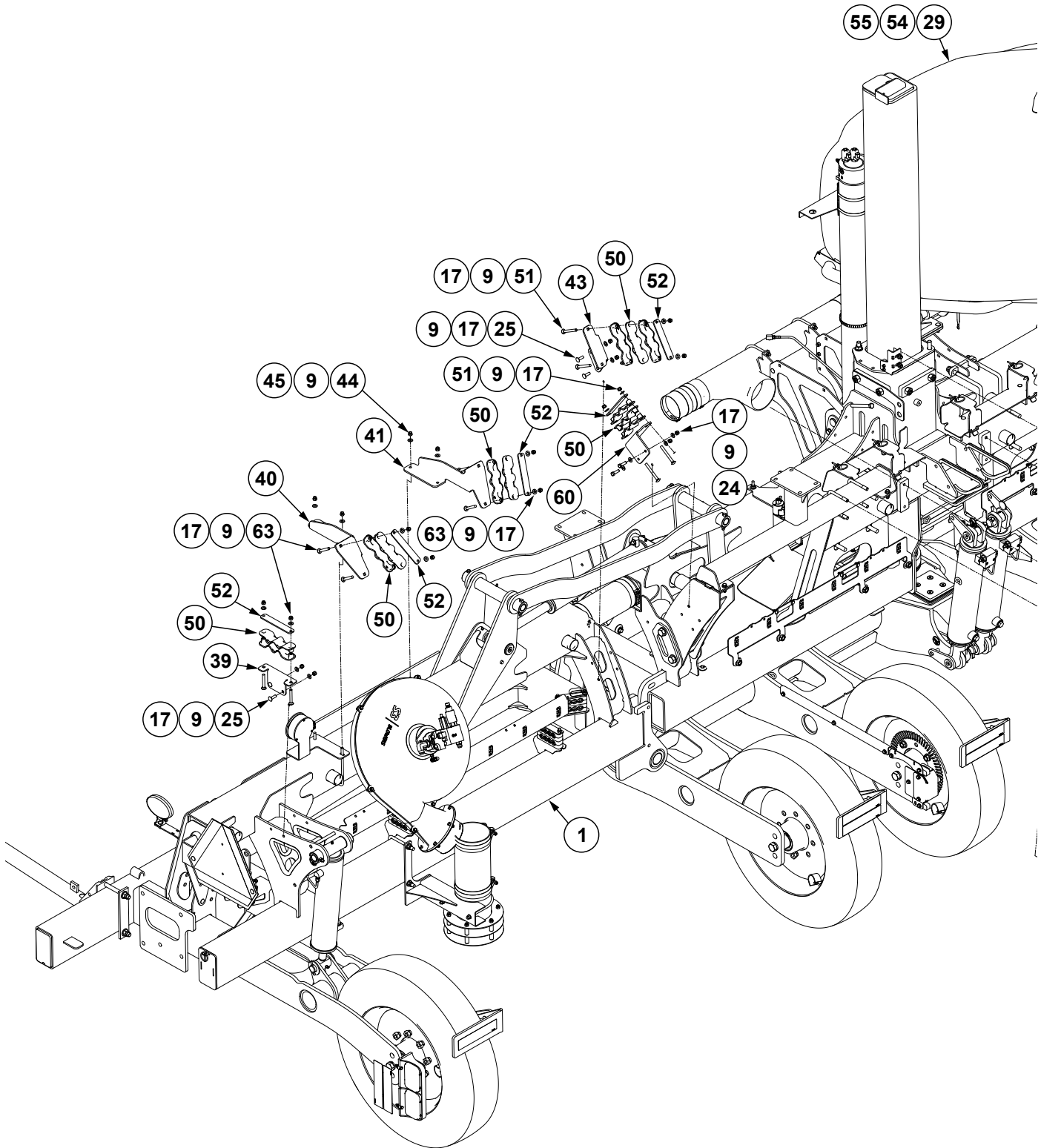
(108542)

16 Row



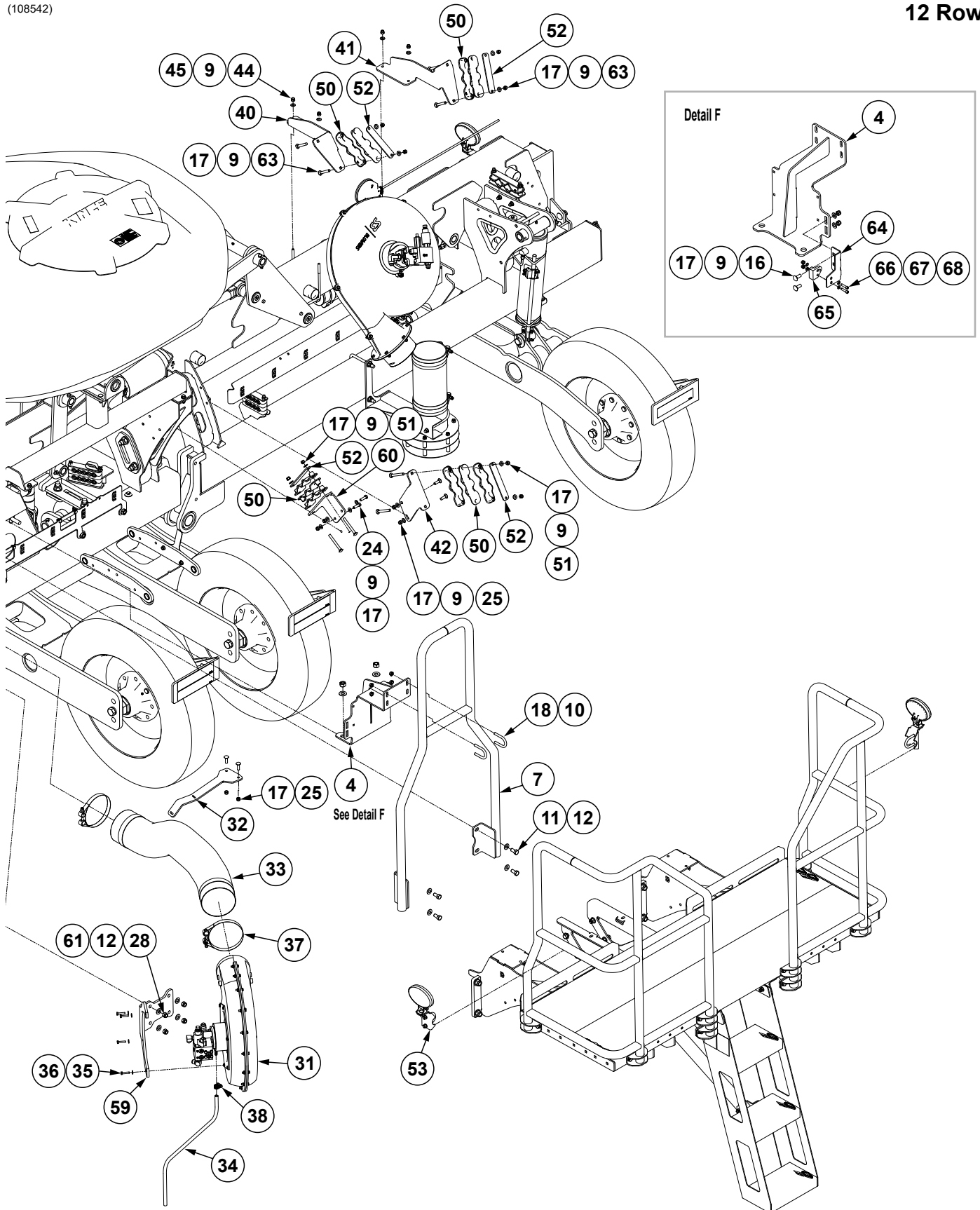
Continued on following pages.

(108542)



(108542)

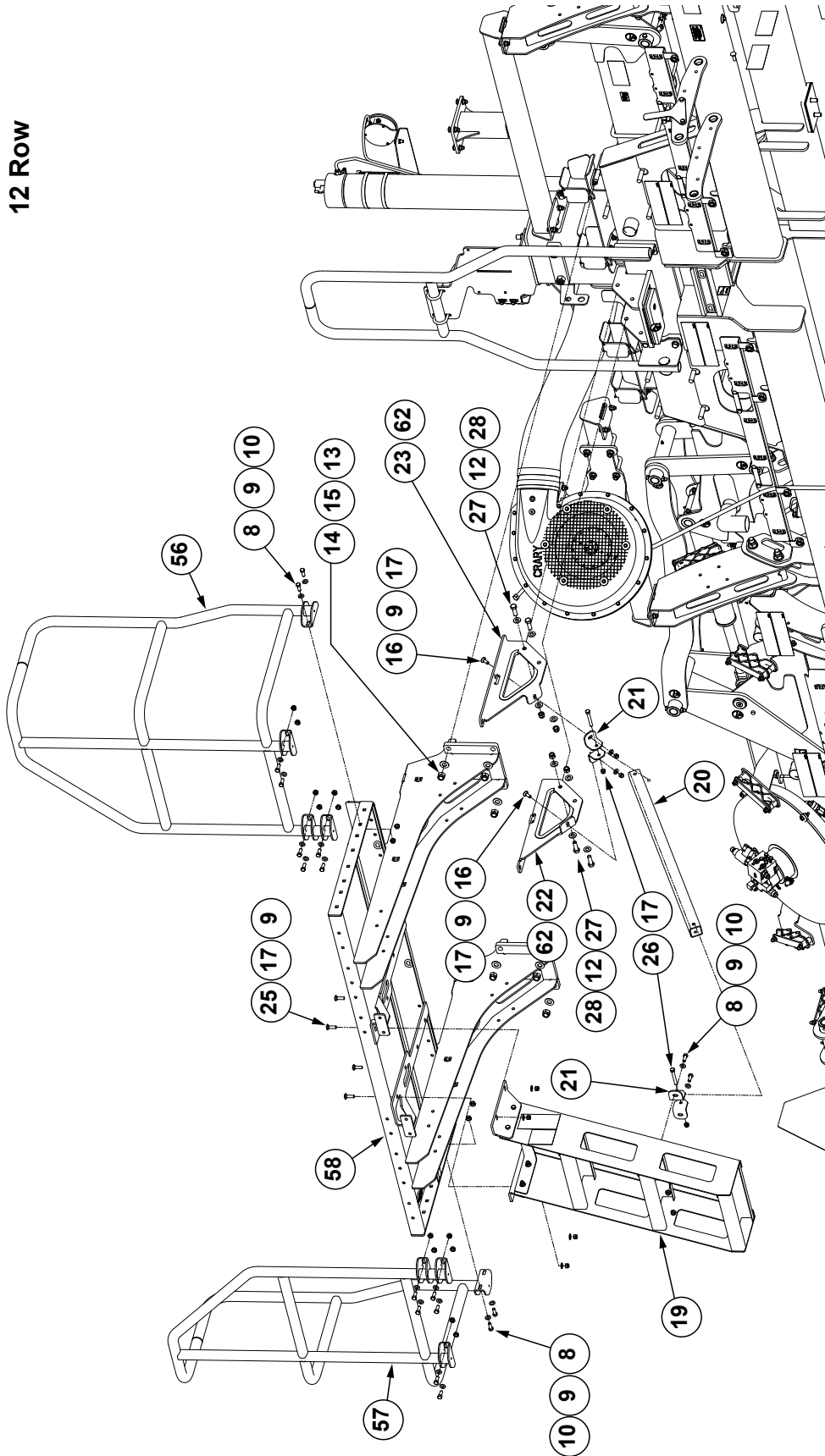
12 Row



Continued on following pages.

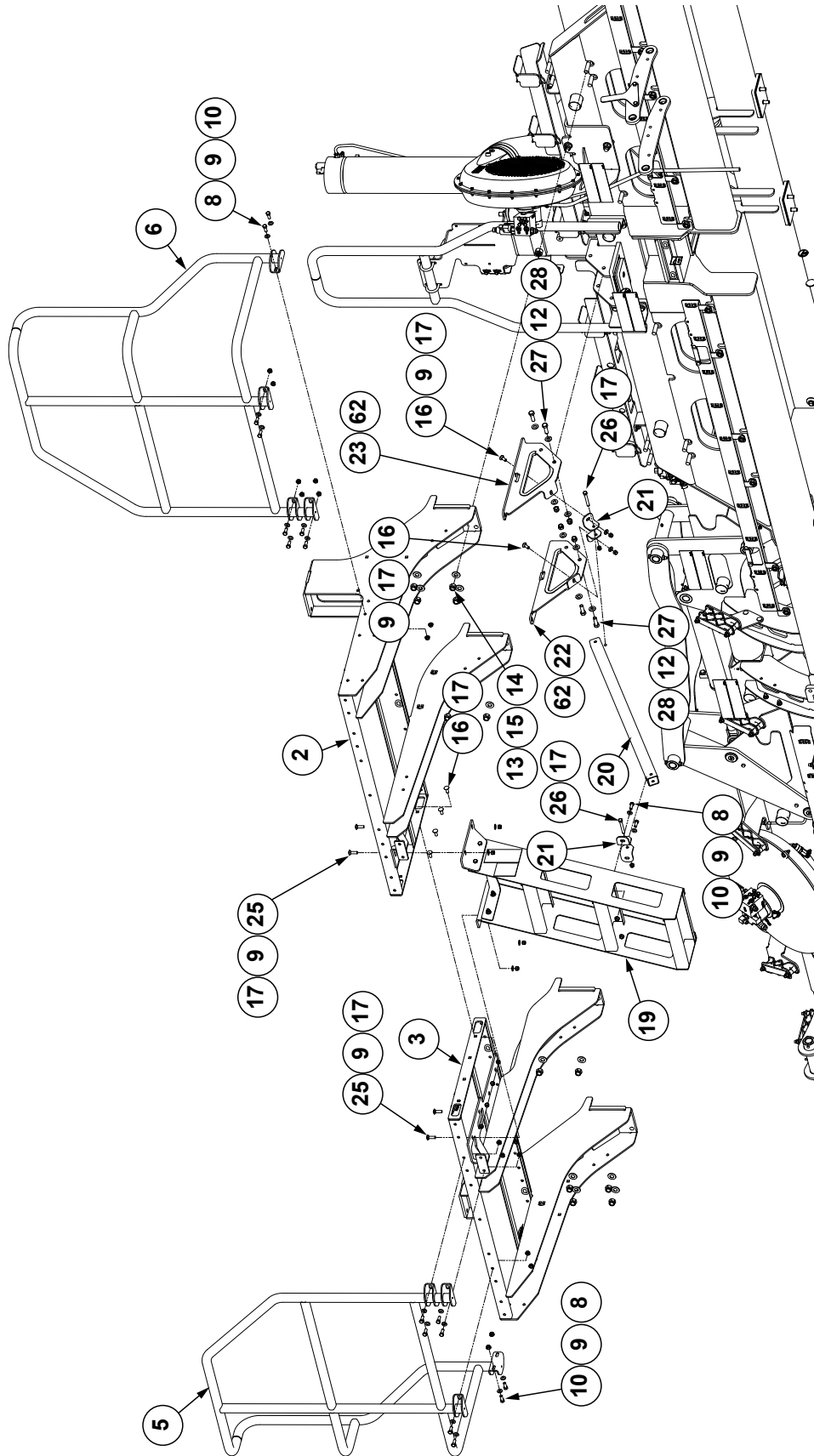
(108542)

12 Row



(108542)

16 Row

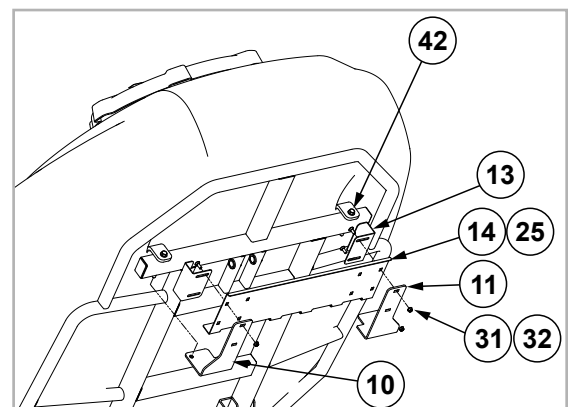
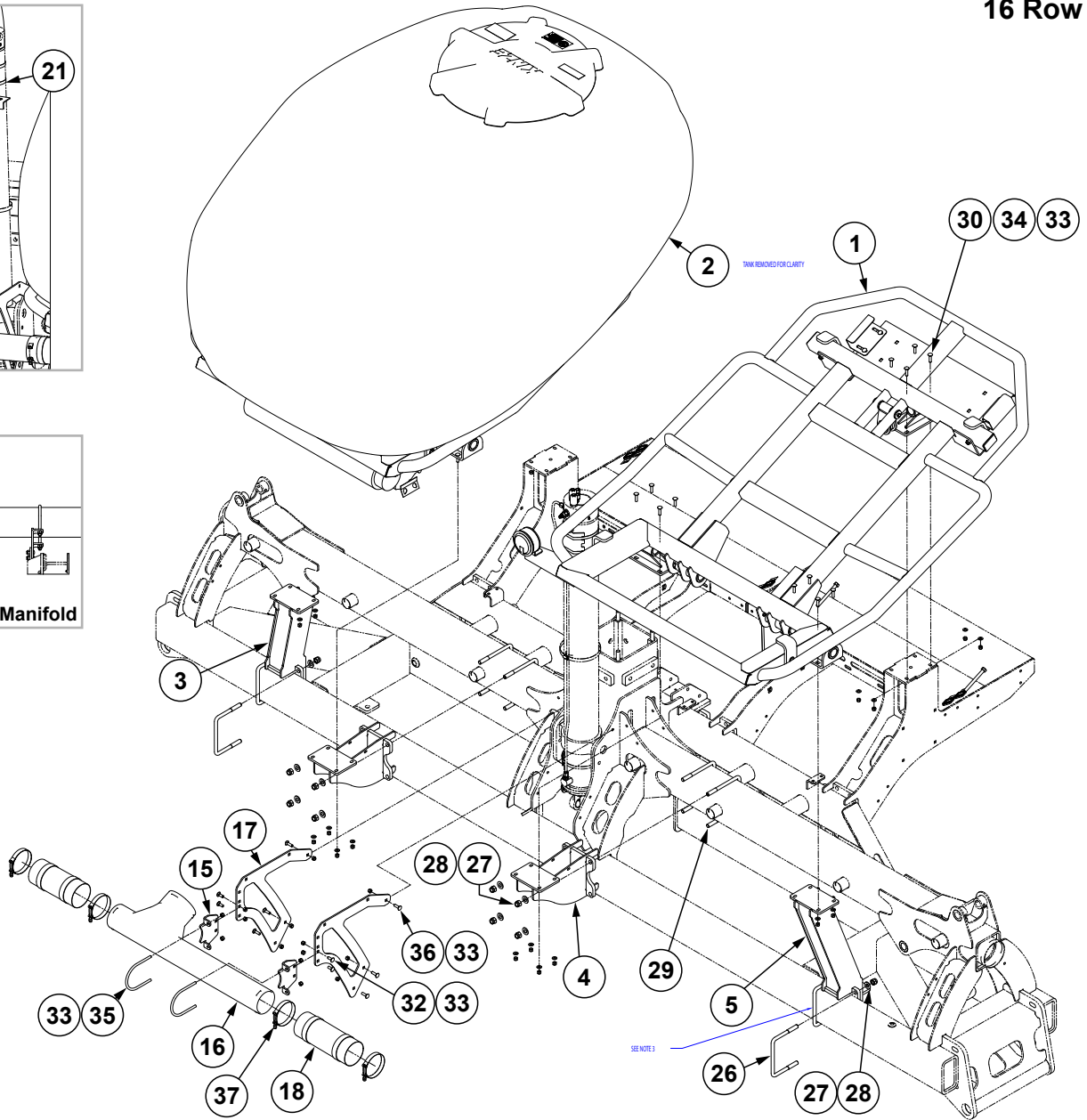
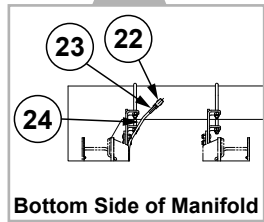
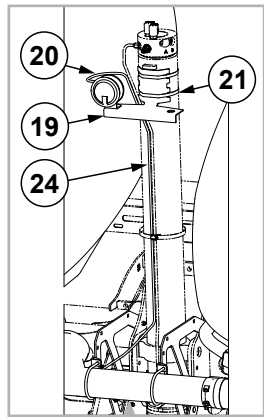


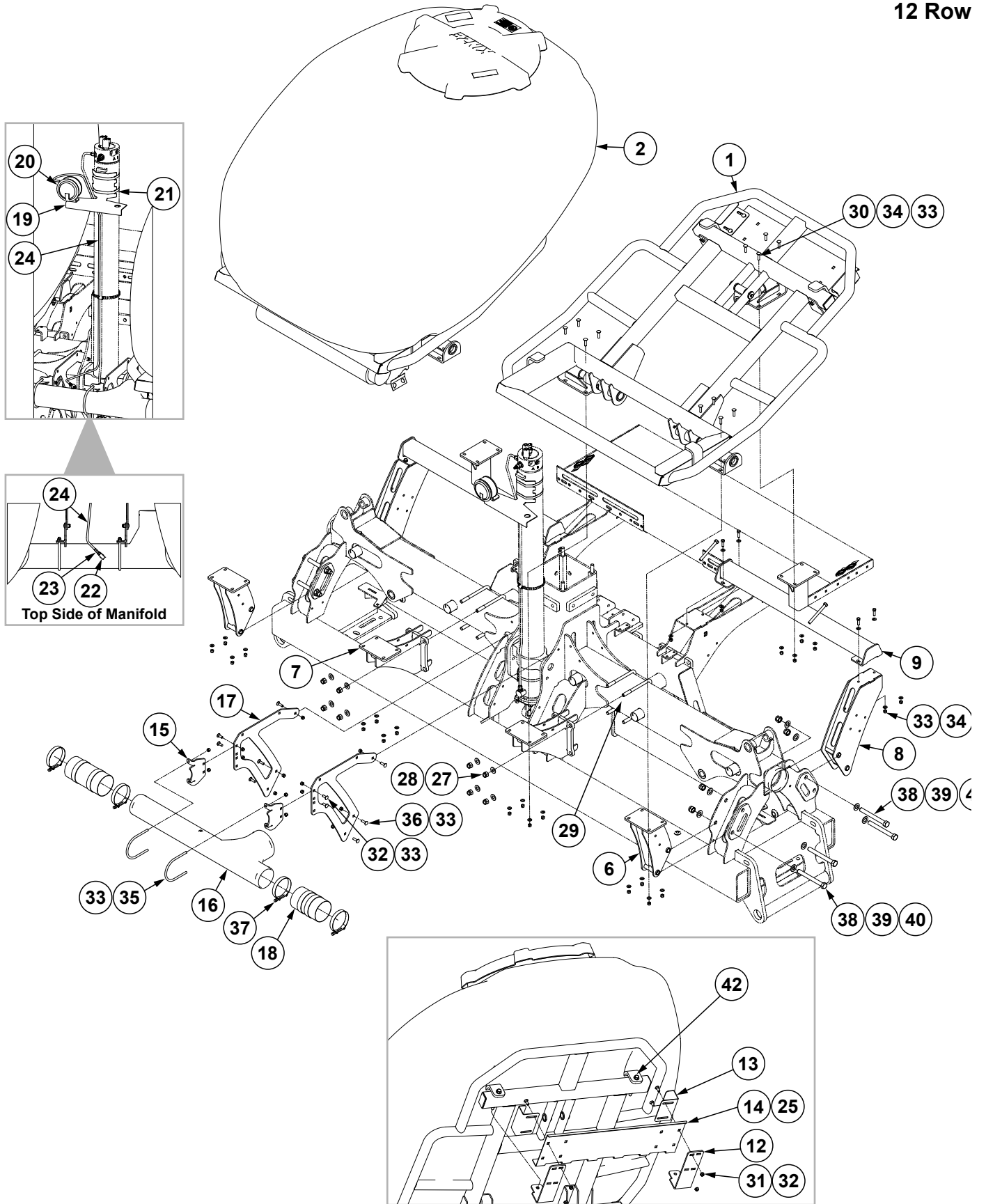
ITEM	PART NO.	QTY.	DESCRIPTION
1	---	---	---
2	G10907301	1	R.H. Catwalk
3	G10907201	1	L.H. Catwalk
4	G11010801	1	Guard Rail Stiffener
5	G10453901	1	L.H. Rail
6	G10454001	1	R.H. Rail
7	G10453201	1	Center Rail
8	G10001	18	Hex Head Cap Screw, 3/8"-16 x 1"
9	G11387	70	Flat Washer, 3/8" SAE
10	G11091	22	Large Serrated Flange Nut, 3/8"-16
11	G10014	4	Hex Head Cap Screw, 1/2"-13 x 1"
12	G11389	12	Flat Washer, 1/2" Plated SAE
13	GD9662	7	U-Bolt, 4" x 6" x 5/8"-11
14	G10107	14	Lock Nut, 5/8"-11
15	G11391	14	Flat Washer, 5/8" SAE
16	G10305	8	Carriage Bolt, 3/8"-16 x 1"
17	G10108	56	Lock Nut, 3/8"-16
18	GD27190	2	U-Bolt, 1 1/2" x 3/8"-16
19	G10989601	1	Rear Ladder Assembly
20	G10978801	1	Lower Ladder Support
21	G10498101	4	Ladder Mount Plate
22	G10905101	1	Ladder Stiffener Mount Plate
23	G10905201	1	Ladder Stiffener Mount Plate
24	G10004	4	Hex Head Cap Screw, 3/8"-16 x 1 1/4"
25	G10599	22	Carriage Bolt, 3/8"-16 x 1 1/4"
26	G10325	2	Hex Head Cap Screw, 3/8"-16 x 2 3/4"
27	G10017	4	Hex Head Cap Screw, 1/2"-13 x 1 1/2"
28	G10111	4	Lock Nut, 1/2"-13
29	---	1	See "Bulk Fill Manifolds and Catwalk" on page P75
30	G10906001	1	Bulk Fill Fan Mount
31	---	1	See "Bulk Fill Fan Assembly" on page P86
32	G10566701	1	Bulk Fill Fan Blower Hose Support, 16 Row
	G10566601	1	Bulk Fill Fan Blower Hose Support, 12 Row
33	GD19658-05	1	Black Hose, 6" I.D. x 50", 16 Row
	GD19658-02	1	Black Hose, 6" I.D. x 56", 12 Row
34	*D6279-06	1	Clear Plastic Tubing, 3/8" O.D. x 72"
35	G10857	4	Hex Head Cap Screw, 1/4"-20 x 1 1/4"
36	G11385	4	Flat Washer, 1/4" SAE
37	G11367	2	T-Bolt Clamp 6"
38	G10681	1	Hose Clamp, No. 6
39	G10585601	4	Seed Hose Bracket
40	G10909801	2	Seed Hose Bracket
41	G10909901	2	Seed Hose Bracket
42	G10608101	2	Bulk Fill Hose Mount
43	G10608201	2	Bulk Fill Hose Mount
44	G10901	4	Lock Nut, 3/8"-16
45	GD19090	2	U-Bolt, 6" x 3/8"-16
46	---	---	---
47	---	---	---
48	---	---	---
49	---	---	---

ITEM	PART NO.	QTY.	DESCRIPTION
50	GB0969	28	5 Position Wave Stacker
51	G10307	8	Carriage Bolt, 3/8"-16 x 3 1/2"
52	G10548401	12	6 Section Clamp Plate
53	---	2	See "Auxiliary Work Lights" on page P215
54	---	---	See "Pull Row Units Bulk Fill Hoses, 16 Row" on page P90 See "Pull Row Units Bulk Fill Hoses, 12 Row" on page P88 See "Split Row Units Bulk Fill Hoses, 16 Row" on page P91 See "Split Row Units Bulk Fill Hoses, 12 Row" on page P89
55	---	1	See "Bulk Fill Scale Package" on page P100
56	G10454701	1	R.H. Rail
57	G10454601	1	L.H. Rail
58	G10907801	1	Catwalk
59	G10909601	1	Bulk Fill Fan Mount
60	G10608001	2	Bulk Fill Hose Mount
61	GD4743	2	U-Bolt, 3" x 3" x 1/2"-13
62	GD35413-18	2	Edge Trim Protection, 1/4" x 1/2" x 18"
63	G10898	16	Carriage Bolt, 3/8"-16 x 2 3/4"
64	G11010901	1	Lift Sensor Bracket
65	GA18353	1	Position Switch Magnetic Reed
66	G10374	2	Hex Socket Head Cap Screw, 1/4"-20 x 1"
67	G11328	4	Flat Washer, 1/4"
68	G11320	2	Lock Nut, 1/4"-20, Grade B

*Hose not stocked by Kinze repair parts, but is available in bulk. Order GD6279-00.

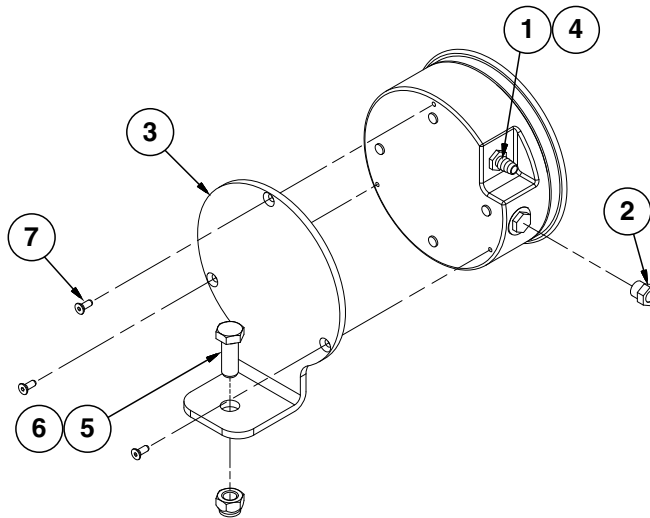
16 Row





Continued on following page.

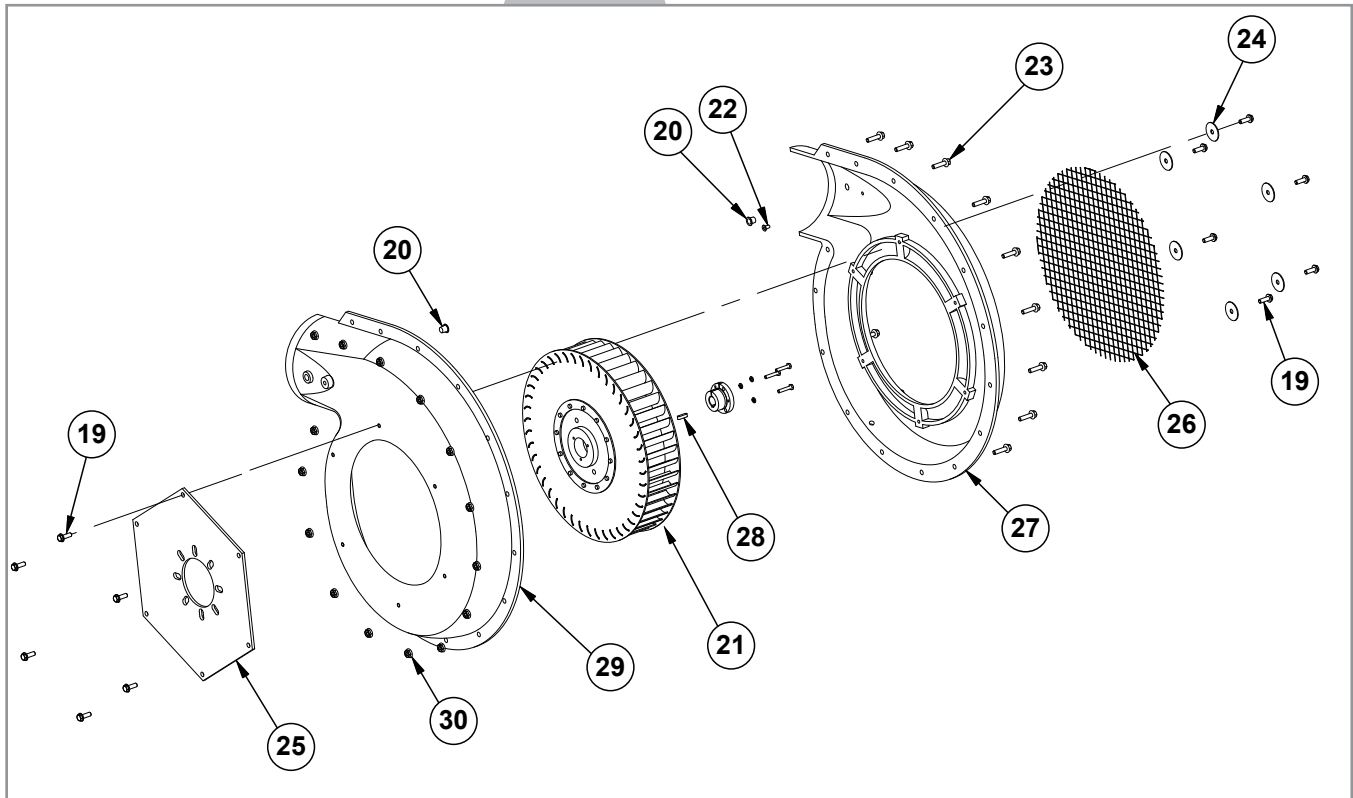
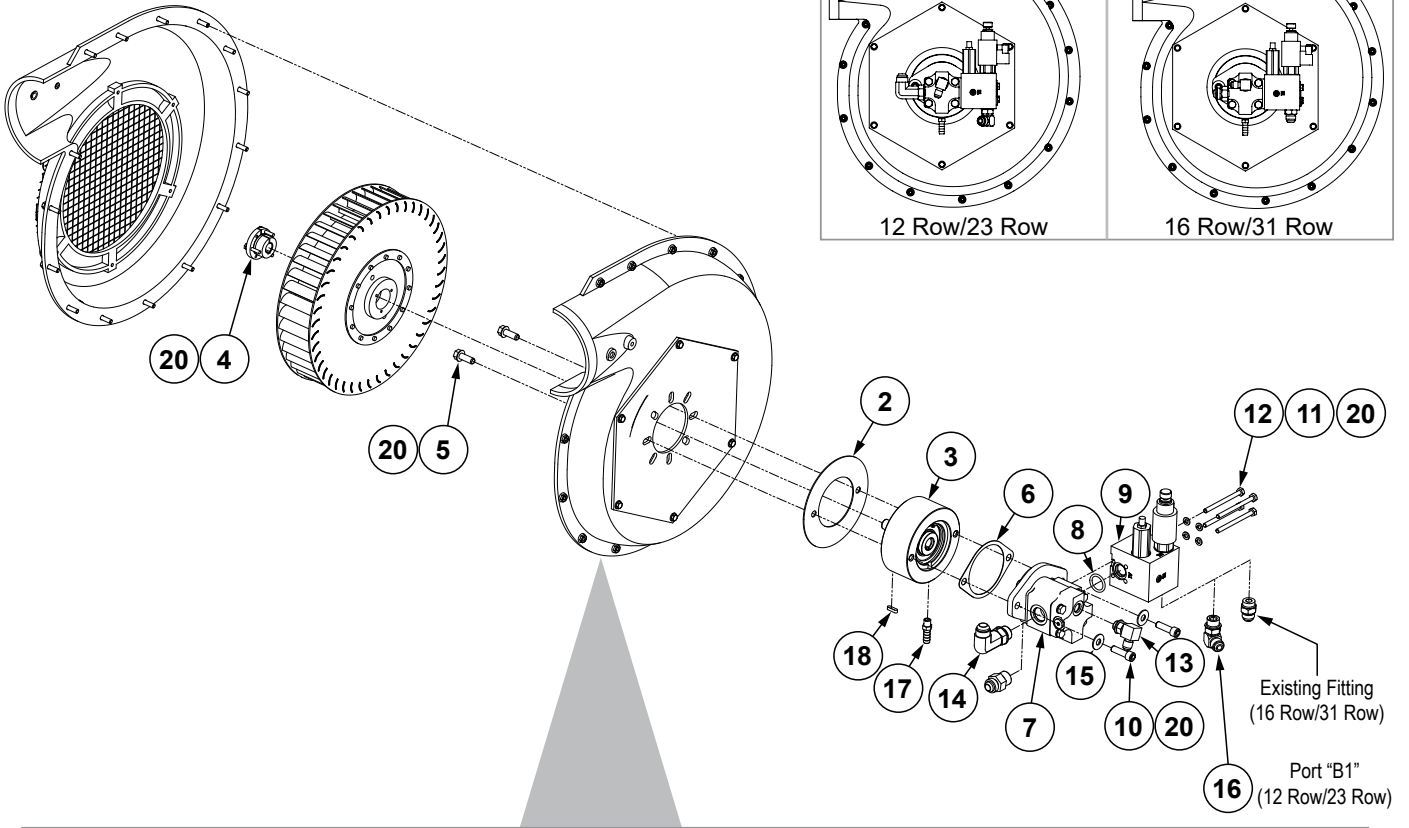
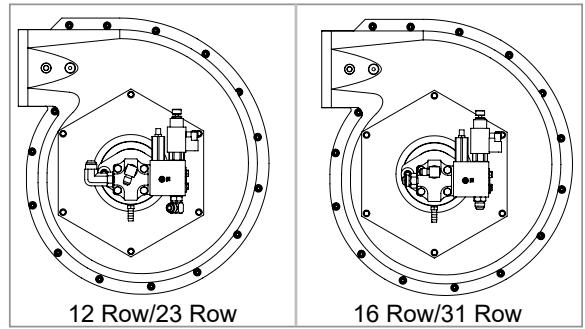
ITEM	PART NO.	QTY.	DESCRIPTION
1	---	1	See "Bulk Fill Tank and Entrainer Mounts, 40 Bushel" on page P94 , 12 Row
	---	1	See "Bulk Fill Tank and Entrainer Mounts, 60 Bushel" on page P96 , 16 Row
2	---	1	See "Bulk Fill Tank and Entrainer Mounts, 40 Bushel" on page P94 , 12 Row
	---	1	See "Bulk Fill Tank and Entrainer Mounts, 60 Bushel" on page P96 , 16 Row
3	G10908301	1	Front R.H. Bulk Fill Mount, 16 Row
4	G10908501	2	Front Inside Bulk Fill Mount, 16 Row
5	G10908201	1	Front L.H. Bulk Fill Mount, 16 Row
6	G10909301	2	Front Outside Bulk Fill Mount, 12 Row
7	G10909401	2	Front Inside Bulk Fill Mount, 12 Row
8	G10909501	2	Rear Outside Bulk Fill Mount, 12 Row
9	G10451301	2	Rear Spreader Mount, 12 Row
10	G10607501	1	Chute Mounting Bracket, 16 Row
11	G10607601	1	Chute Mounting Bracket, 16 Row
12	G10607401	2	Chute Mounting Bracket, 12 Row
13	GD20196	2	Clean Out Chute Clip
14	GD20194	1	Clean Out Chute Plate
15	G10450101	2	Vacuum Tube Mount
16	GB0493	1	Bulk Fill Manifold
17	G10915601	2	Side IPN Mount
18	GD19659-06	2	Black Hose, 4½" x 10", 12 Row
	GD19659-04	2	Black Hose, 4½" x 18", 16 Row
19	G10914801	1	Gauge Mount
20	---	1	See "Bulk Fill Pressure Gauge" on page P85
21	G10051001	2	Bolt Clamp, 4" to 7¼"
22	GD28372	1	½" NPT Tee, Brass (Female/Male/Female)
23	GD35294	1	Hose Barb, ⅛"-27 NPTF x ⅜"
24	GD15849-02	1	Clear Plastic Tubing, ⅝" O.D. x 120"
25	G10925301	1	Center Chute Cleanout
26	GD16598	4	U-Bolt, 4" x 7" x ⅝"-11
27	G10107	0	Lock Nut, ⅝"-11
28	G11391	0	Flat Washer, ⅝" SAE
29	GD18954	4	U-Bolt, ⅝" x 6" x 6"
30	G10301	24	Carriage Bolt, ⅜"-16 x 1½"
31	G11091	4	Large Serrated Flange Nut, ⅜"-16
32	G10305	8	Carriage Bolt, ⅜"-16 x 1"
33	G10108	0	Lock Nut, ⅜"-16
34	G11387	0	Flat Washer, ⅜" SAE
35	GD19639	2	U-Bolt, 4½" x ⅜"-16
36	G10599	6	Carriage Bolt, ⅜"-16 x 1¼"
37	G11360	4	T-Bolt Hose Clamp, 4½"
38	G10057	8	Hex Head Cap Screw, ¼"-10 x 7"
39	G11392	16	Flat Washer, ¾" SAE
40	G10112	8	Lock Nut, ¾"-10
41	G10004	8	Hex Head Cap Screw, ⅝"-16 x 1¼"
42	G10348	2	Hex Head Cap Screw, ½"-13 x 5"



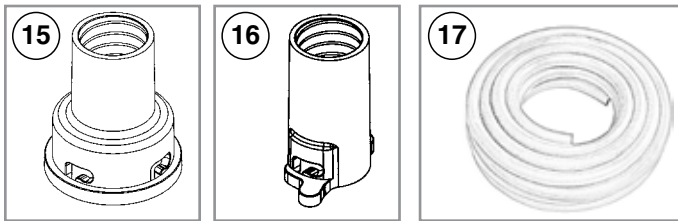
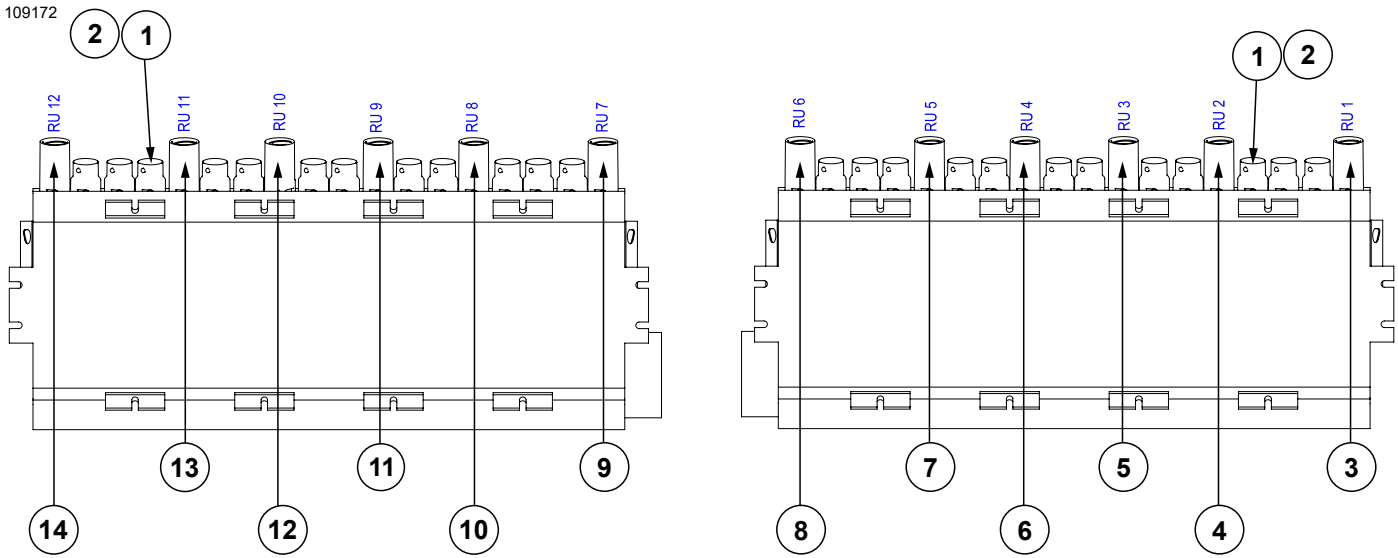
ITEM	PART NO.	QTY.	DESCRIPTION
1	GA21406	1	Analog Vacuum Gauge W/Hose Barb
	GR1777	-	Hose Barb, 3/16" x 1/8" NPT
2	GA10799	1	Breather, 1/8" Male NPT
3	GD15804	1	Mount
4	GD15849-04	1	Clear Plastic Tubing, 5/16" O.D. x 144"
5	G10001	1	Hex Head Cap Screw, 3/8"-16 x 1"
6	G10108	1	Lock Nut, 3/8"-16
7	G11215	3	Hex Socket Head Cap Screw, No. 6-32 x 3/8", Grade 8

(109171)

Motor Orientation



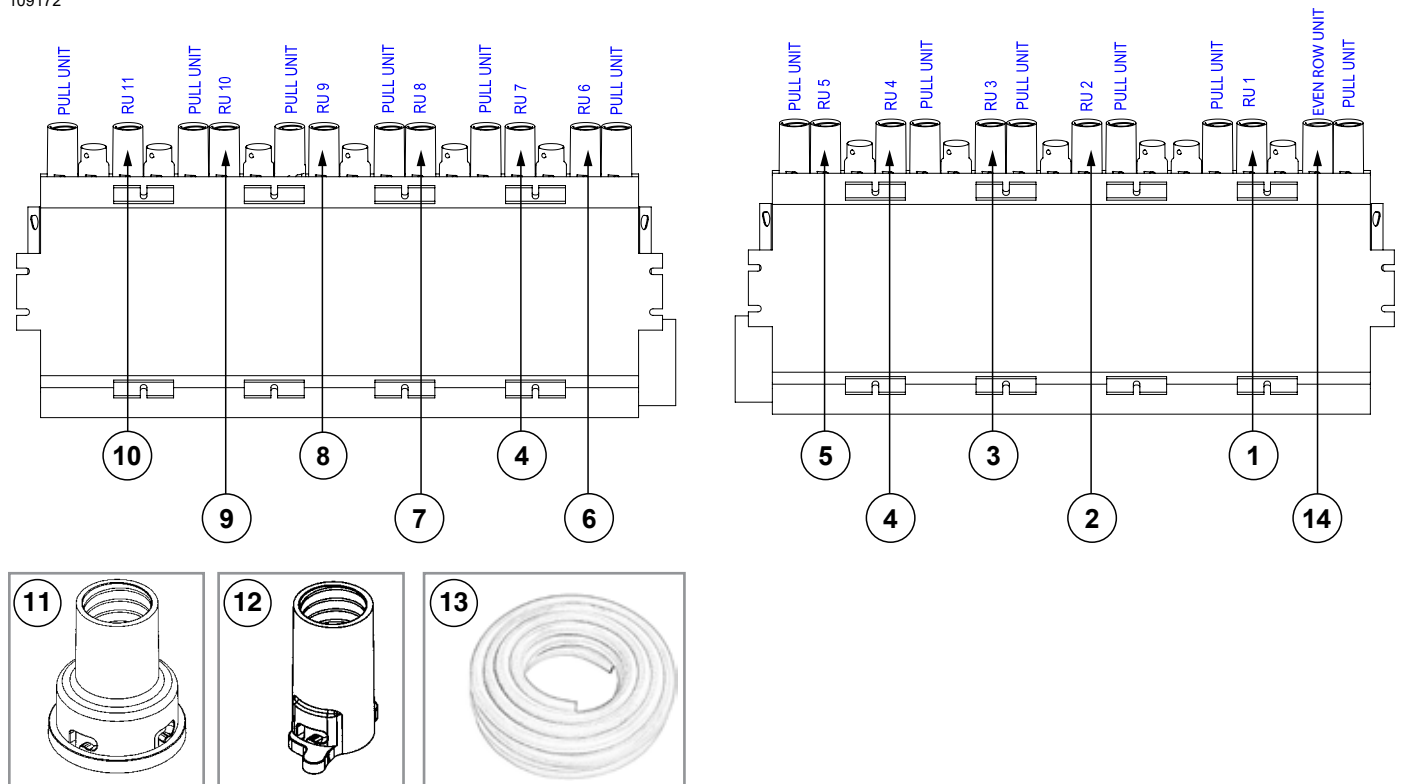
ITEM	PART NO.	QTY.	DESCRIPTION
1	---	---	---
2	GD25644	1	Cover Plate
3	GA25388 GD20928	1 -	Overhung Load Adapter Bearing (Included W/GA25388)
4	GR1961	1	Bushing, 5/8"
5	G11124	2	Hex Serrated Flange Cap Screw, 3/8"-16 x 1"
6	GD30882	1	2-Bolt Mount Gasket
7	G10164101 GR2381	1 -	Hydraulic Motor Hydraulic Motor Seal Kit
8	G11105001	1	O-Ring, No. 212
9	G10190101	1	See "Bulk Fill Fan Control Block" on page P193
10	G11848	2	Hex Socket Head Cap Screw, 3/8"-16 x 1-1/4"
11	G10227	4	Lock Washer, 1/4"
12	G10162	4	Hex Head Cap Screw, 1/4"-20 x 3 1/4"
13	G6801-06 GR1045	1 -	Elbow W/O-Ring, 90°, 9/16"-18 Male JIC To O-Ring O-Ring
14	G6801-L-10 G6400-10 GR1466 GR1037	1 - - -	Long Elbow W/O-Ring, 90°, 7/8"-14 Male JIC To O-Ring, 12 Row/23 Row Connector W/O-Ring, 7/8"-14 Male JIC To O-Ring, 16 Row/31 Row O-Ring, 12R/23R O-Ring, 16R/31R
15	G10210	2	Washer, 3/8" USS
16	G6801-08	1	Elbow W/O-Ring, 90°, 3/4"-16 Male JIC To O-Ring, 12 Row/23 Row
17	GD35294	1	Hose Barb, 1/8"-27 NPTF x 3/8"
18	GD21300	1	Key
19	G10988	12	Hex Non-Serrated Flange Cap Screw, 1/4"-20 x 3/4"
20	GR1979	2	Plastic Plug, 7/16"
21	GR2109	1	Impellor
22	GR1978	1	Plastic Plug, 1/4"
23	G11409	15	Hex Serrated Flanged Cap Screw, 1/4"-20 x 1"
24	GR1977	6	Fender Washer, 1/4"
25	GR1969	1	Backing Plate
26	GR1967	1	Screen
27	GR1965	1	Non-Flanged Outer Case
28	GD21300	1	Key Stock 3/16" x 3/4"
29	GR1966	1	Non-Flanged Inner Case
30	G10621	15	Serrated Flange Nut, 1/4"-20
A	GA14572	1	Bulk Fill Fan Assembly (Items 19-30)



ITEM	PART NO.	QTY.	DESCRIPTION
1	GB0431	24	Bulk Fill Small Cap
2	GD19508	24	Small O-Ring
3	*A27295-181	1	Hose Assembly, 1¼" x 181"
4	*A27295-158	1	Hose Assembly, 1¼" x 158"
5	*A27295-138	1	Hose Assembly, 1¼" x 138"
6	*A27295-105	1	Hose Assembly, 1¼" x 105"
7	*A27295-63	1	Hose Assembly, 1¼" x 63"
8	*A27295-71	1	Hose Assembly, 1¼" x 71"
9	*A27295-78	1	Hose Assembly, 1¼" x 78"
10	*A27295-63	1	Hose Assembly, 1¼" x 63"
11	*A27295-101	1	Hose Assembly, 1¼" x 101"
12	*A27295-128	1	Hose Assembly, 1¼" x 128"
13	*A27295-172	1	Hose Assembly, 1¼" x 172"
14	*A27295-185	1	Hose Assembly, 1¼" x 185"
15	GB0425	-	Dissipator Quick Coupler
16	GB0429	-	Seed Entrainer Quick Coupler
17	GR1947	-	Bulk Fill Hose, 1" I.D. x 1¼" O.D. x 100'

*Hose not stocked by Kinze repair parts, but is available in bulk (GR1947).

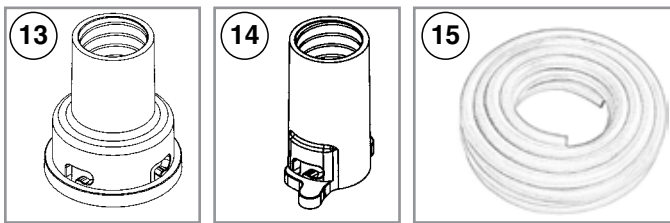
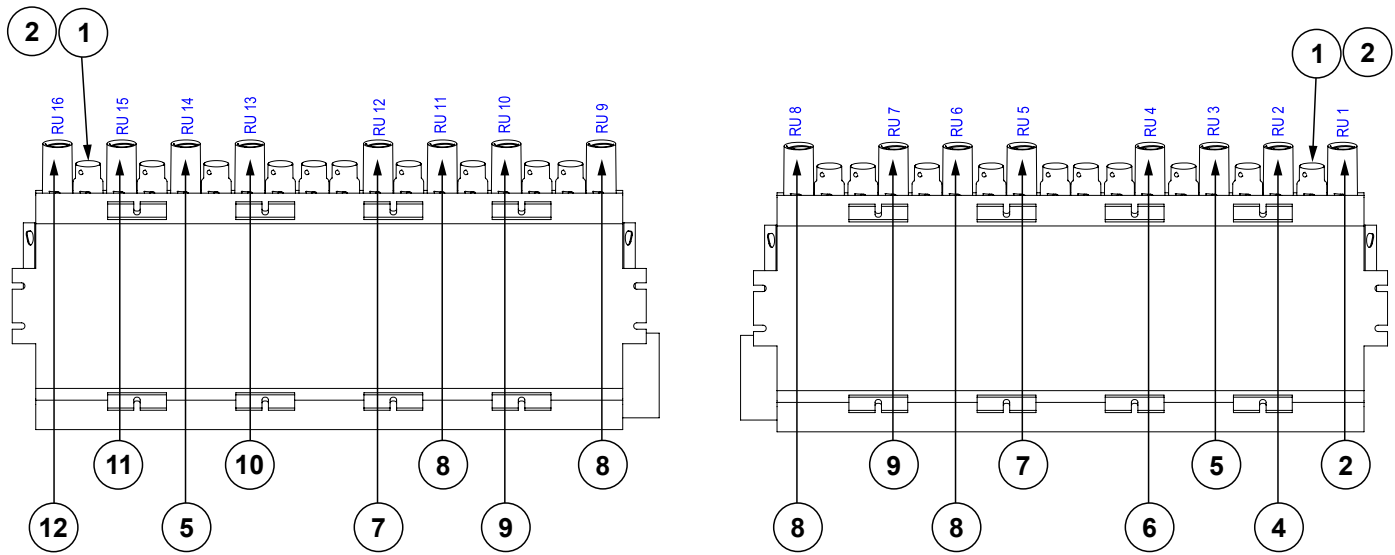
109172



ITEM	PART NO.	QTY.	DESCRIPTION
1	*A27295-175	1	Hose Assembly, 1¼" x 175"
2	*A27295-143	1	Hose Assembly, 1¼" x 143"
3	*A27295-118	1	Hose Assembly, 1¼" x 118"
4	*A27295-70	2	Hose Assembly, 1¼" x 70"
5	*A27295-65	1	Hose Assembly, 1¼" x 65"
6	*A27295-84	1	Hose Assembly, 1¼" x 84"
7	*A27295-74	1	Hose Assembly, 1¼" x 74"
8	*A27295-112	1	Hose Assembly, 1¼" x 112"
9	*A27295-142	1	Hose Assembly, 1¼" x 142"
10	*A27295-176	1	Hose Assembly, 1¼" x 176"
11	GB0425	-	Dissipator Quick Coupler
12	GB0429	-	Seed Entrainer Quick Coupler
13	GR1947	-	Bulk Fill Hose, 1" I.D. x 1¼" O.D. x 100'
14	*A27295-184	1	Hose Assembly, 1¼" x 184"

*Hose not stocked by Kinze repair parts, but is available in bulk (GR1947).

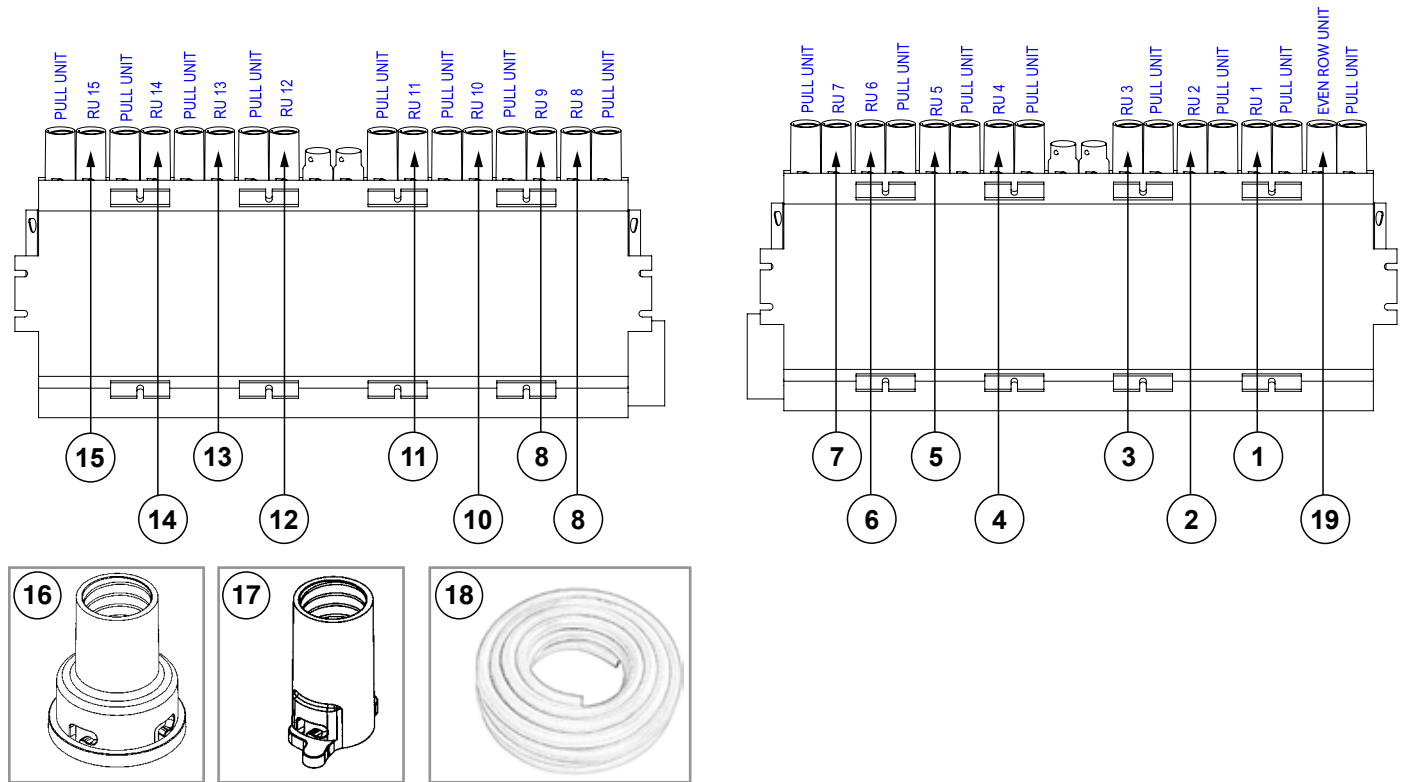
109172



ITEM	PART NO.	QTY.	DESCRIPTION
1	GB0431	20	Bulk Fill Small Cap
2	GD19508	20	Small O-Ring
3	*A27295-232	1	Hose Assembly, 1 1/4" x 232"
4	*A27295-205	1	Hose Assembly, 1 1/4" x 205"
5	*A27295-185	2	Hose Assembly, 1 1/4" x 185"
6	*A27295-143	1	Hose Assembly, 1 1/4" x 143"
7	*A27295-133	2	Hose Assembly, 1 1/4" x 133"
8	*A27295-81	4	Hose Assembly, 1 1/4" x 81"
9	*A27295-71	2	Hose Assembly, 1 1/4" x 71"
10	*A27295-141	1	Hose Assembly, 1 1/4" x 141"
11	*A27295-206	1	Hose Assembly, 1 1/4" x 206"
12	*A27295-236	1	Hose Assembly, 1 1/4" x 236"
13	GB0425	-	Dissipator Quick Coupler
14	GB0429	-	Seed Entrainer Quick Coupler
15	GR1947	-	Hose Assembly, 1" I.D. x 1 1/4" O.D. x 100'

*Hose not stocked by Kinze repair parts, but is available in bulk (GR1947).

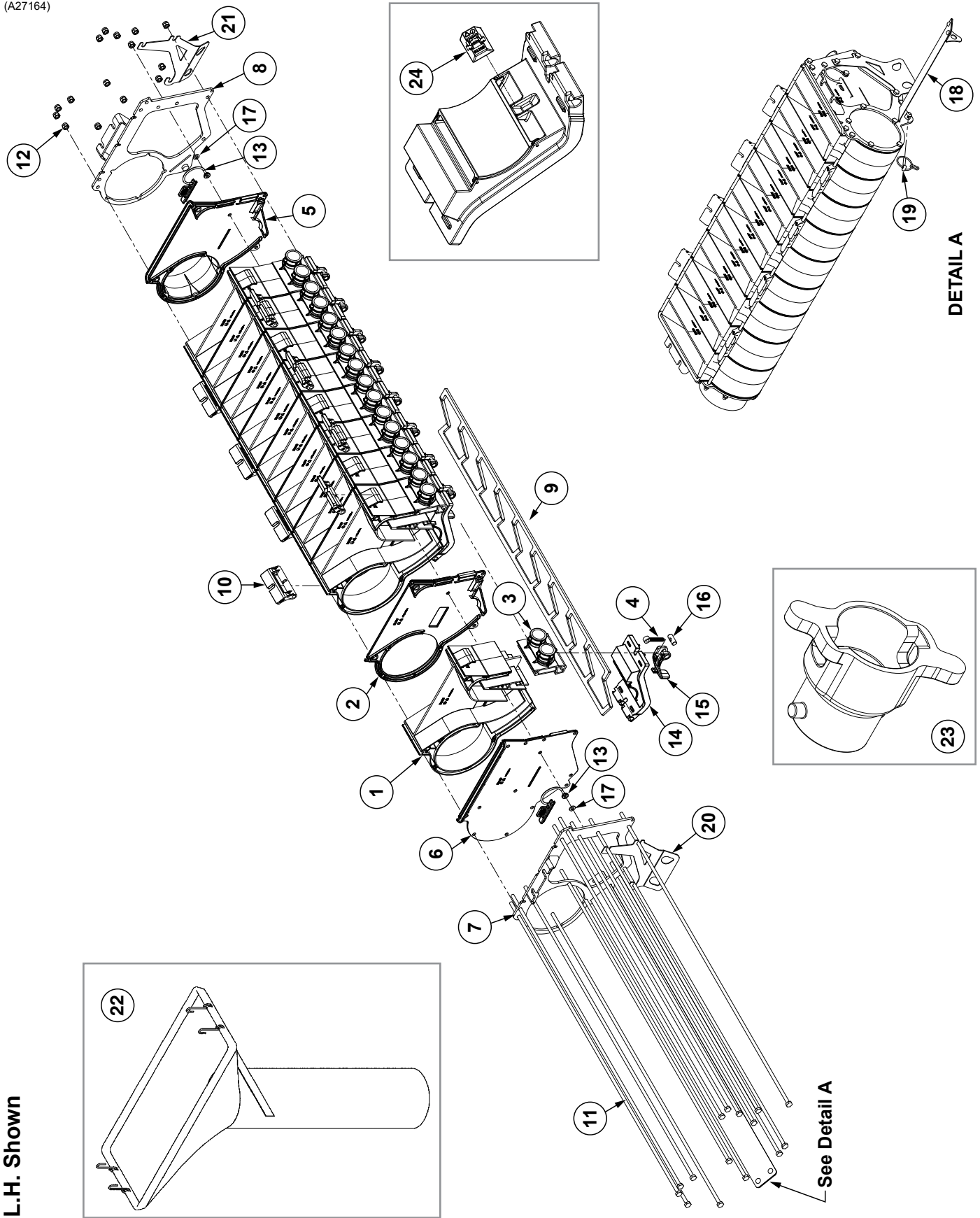
109172



ITEM	PART NO.	QTY.	DESCRIPTION
1	*A27295-225	1	Hose Assembly, 1 1/4" x 225"
2	*A27295-195	1	Hose Assembly, 1 1/4" x 195"
3	*A27295-172	1	Hose Assembly, 1 1/4" x 172"
4	*A27295-145	1	Hose Assembly, 1 1/4" x 145"
5	*A27295-104	1	Hose Assembly, 1 1/4" x 104"
6	*A27295-106	1	Hose Assembly, 1 1/4" x 106"
7	*A27295-80	1	Hose Assembly, 1 1/4" x 80"
8	*A27295-82	1	Hose Assembly, 1 1/4" x 82"
9	*A27295-85	1	Hose Assembly, 1 1/4" x 85"
10	*A27295-102	1	Hose Assembly, 1 1/4" x 102"
11	*A27295-110	1	Hose Assembly, 1 1/4" x 110"
12	*A27295-140	1	Hose Assembly, 1 1/4" x 140"
13	*A27295-168	1	Hose Assembly, 1 1/4" x 168"
14	*A27295-200	1	Hose Assembly, 1 1/4" x 200"
15	*A27295-228	1	Hose Assembly, 1 1/4" x 228"
16	GB0425	-	Dissipator Quick Coupler
17	GB0429	-	Seed Entrainer Quick Coupler
18	GR1947	-	Hose Assembly, 1" I.D. x 1 1/4" O.D. x 100'
19	*A27295-237	1	Hose Assembly, 1 1/4" x 237"

*Hose not stocked by Kinze repair parts, but is available in bulk (GR1947).

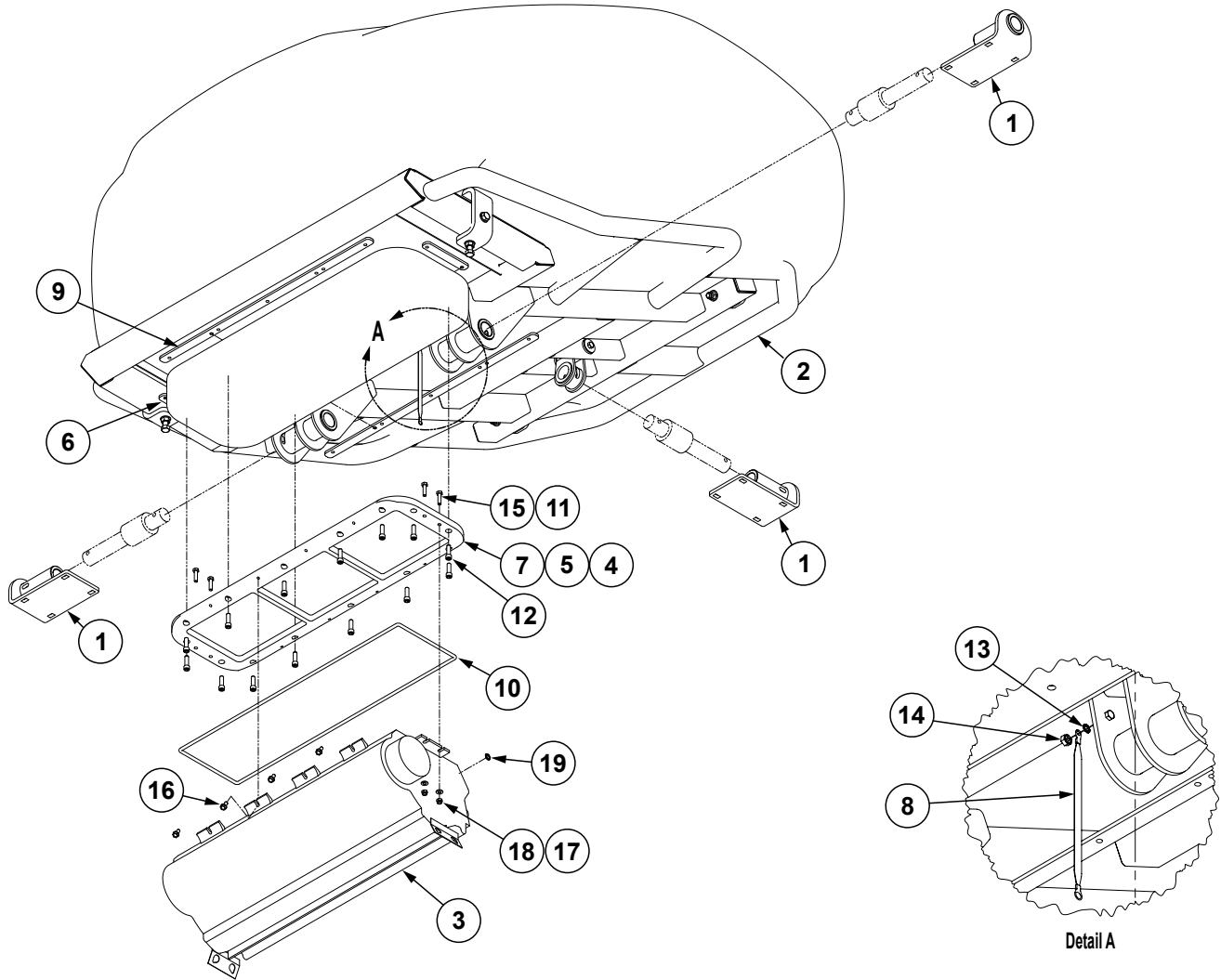
(A27164)



L.H. Shown

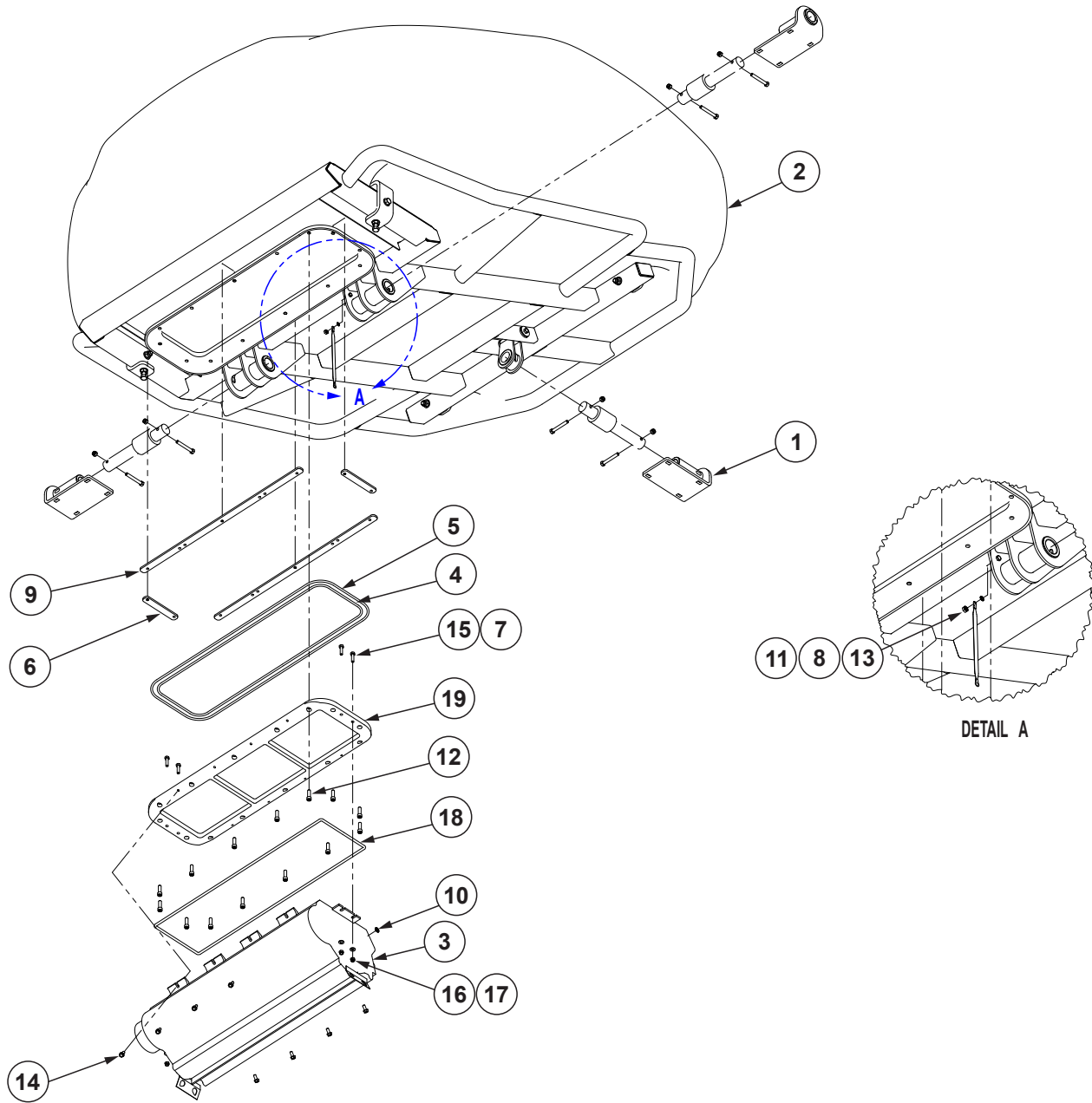
ITEM	PART NO.	QTY.	DESCRIPTION
1	GB1195	9	Entrainer Section
2	GB1197	8	Entrainer Interior Wall
3	GB1196	9	Entrainer Outlet Dual, 1"
4	GD19864	9	Eye Bolt, 1/4"-20 x 1.83"
5	GB1201 GB1200	1	Entrainer Inlet, L.H. Entrainer Inlet, R.H.
6	GB1199 GB1198	1	Entrainer End Cap, L.H. Entrainer End Cap, R.H.
7	G10950901	1	Entrainer Retainment Assembly, L.H.
8	G10950801	1	Entrainer Retainment Assembly, R.H.
9	G10301401	1	Cleanout Door Gasket, 18 Section
10	GB1204	8	Entrainer Mount Adapter
11	G10936301	15	Hex Head Cap Screw, 1/4"-20 x 3 1/4", Grade 2
12	G11320	15	Lock Nut, 1/4"-20, Grade B
13	GB0444	2	Bulk Fill Shutoff Door Plug
14	GA26104	9	Entrainer Door
15	GB1203	9	Entrainer Door Latch
16	GD21080	9	Cam Nut, 1/4"-20
17	G11328	2	Washer, 1/4"
18	G10495101	1	Entrainer Slide
19	G10973901	1	Pin W/Chain, 3/16" x 1 5/16"
20	G10017201	1	Bulk Fill Chute Hanger
21	G10017301	1	Bulk Fill Chute Hanger
22	G10925301	1	Cleanout Chute, 36 Row
23	GB0431	-	Bulk Fill Small Cap (If Applicable)
24	GB1205	-	Entrainer Insert
A	GA27161	-	18 Section Bulk Fill Entrainer Assembly, R.H. (Items 1-21)
B	GA27164	-	18 Section Bulk Fill Entrainer Assembly, L.H. (Items 1-21)

(105752)



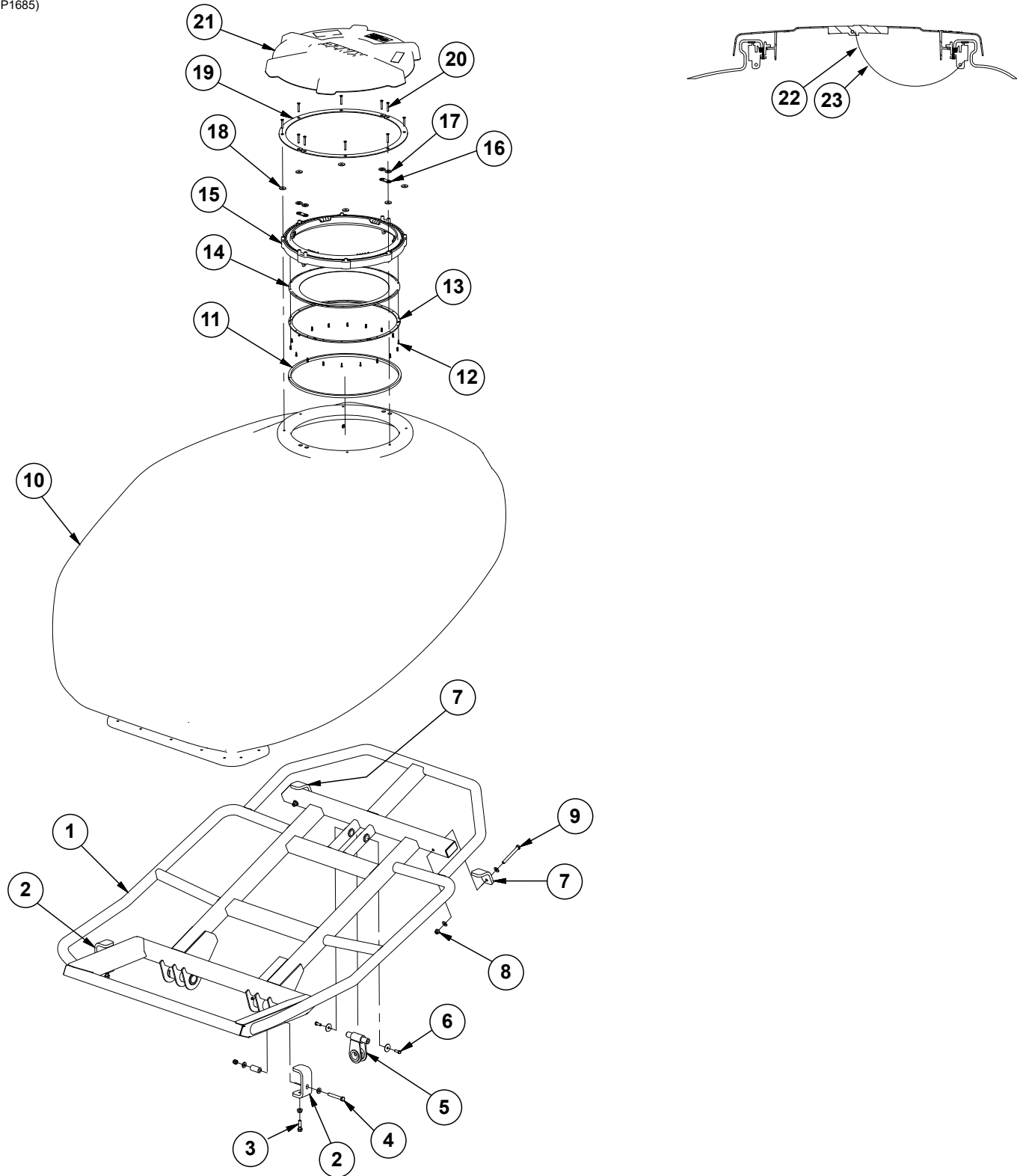
ITEM	PART NO.	QTY.	DESCRIPTION
1	GA14041	3	Bulk Fill Tank Mount
2	G10057601	1	See "Bulk Fill Tank Assembly" on page P98
3	---	---	See "Bulk Fill Entrainer Assembly" on page P92
4	GD19690-05	1	Ribbon Sealer, 8.25'
5	GD19690-06	1	Ribbon Sealer, 9'
6	GD20923	2	Entrainer Mount Tap Block, Short
7	GD37002	1	Entrainer Adapter, 16 Row
8	GD27607	1	Ground Strap
9	G10057501	2	Entrainer Mount Tap Block, Long
10	G10302501	1	Foam Cord, 58", 40 Bushel Tank
11	---	---	---
12	G11261	14	Hex Socket Head Cap Screw, 3/8"-16 x 1"
13	G11249	1	External Tooth Washer, 1/4"
14	G11528	1	Hex Nut W/External Tooth Washer, 1/4"-20
15	G10171	4	Hex Head Cap Screw, 5/16"-18 x 1 1/4"
16	G10961	8	Flanged Whiz Lock Screw, 5/16"-18 x 3/4", No Serration
17	G11386	4	Flat Washer, 5/16" SAE
18	G11182	4	Lock Nut W/Nylon Insert, 5/16"-18
19	G10529	1	External Tooth Lock Washer, 3/8"

(100227)



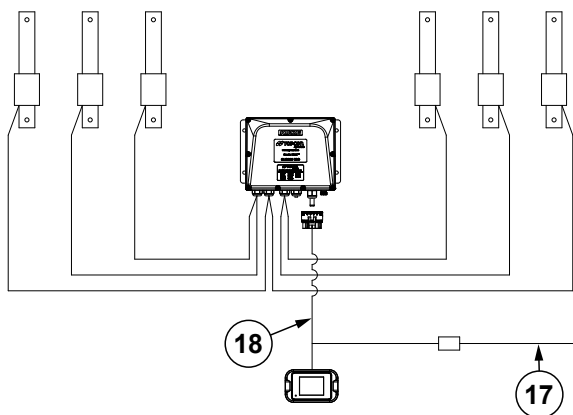
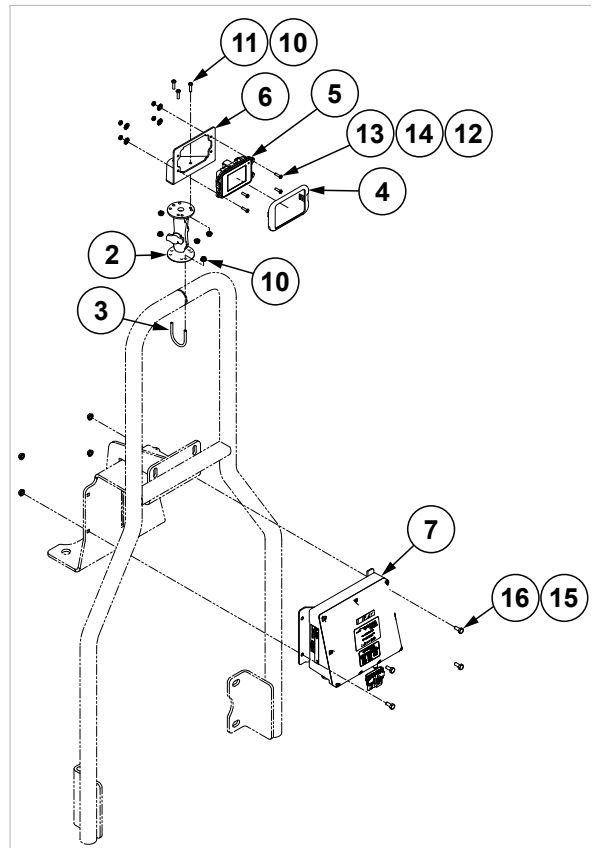
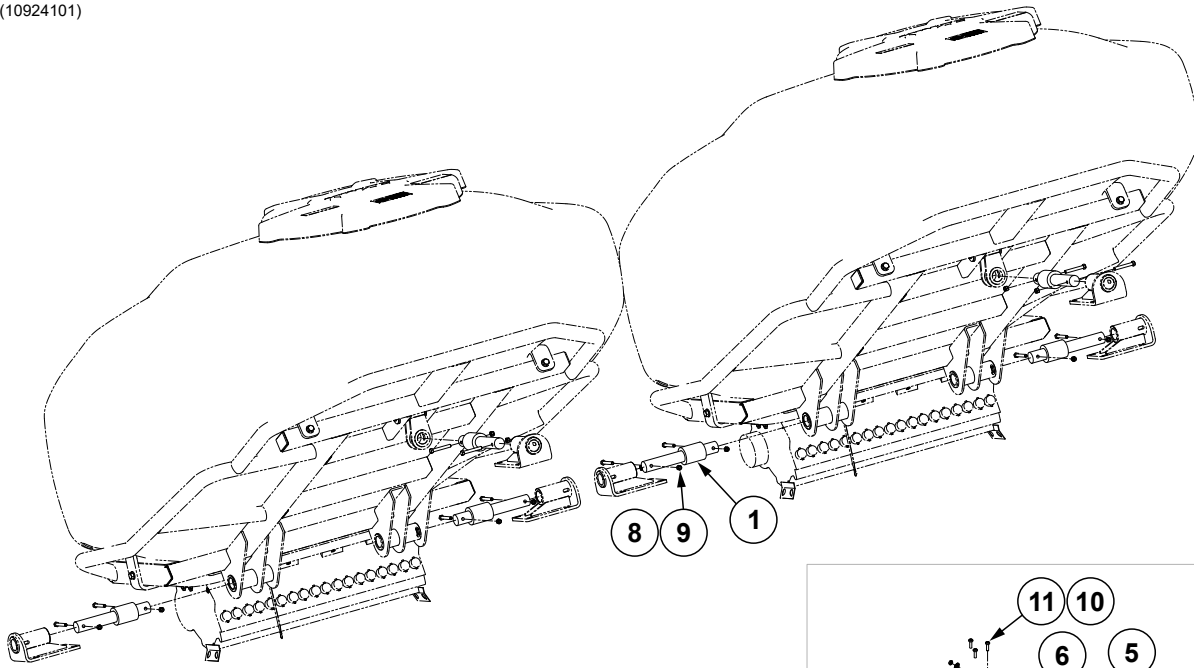
ITEM	PART NO.	QTY.	DESCRIPTION
1	GA14041	3	Bulk Fill Tank Mount
2	G10129401	1	See "Bulk Fill Tank Assembly" on page P98
3	GA27164	1	See "Bulk Fill Entrainer Assembly" on page P92
4	GD19690-05	1	Ribbon Sealer, 8.25'
5	GD19690-06	1	Ribbon Sealer, 9'
6	GD20923	2	Entrainer Mount Tap Block, Short
7	---	---	---
8	GD27607	1	Ground Strap
9	G10057501	2	Entrainer Mount Tap Block
10	G10529	1	External Tooth Lock Washer, 3/8"
11	G11249	1	External Tooth Washer, 1/4"
12	G11848	14	Hex Socket Head Cap Screw, 3/8"-16 x 1 1/4"
13	G11528	1	Hex Nut W/External Tooth Washer, 1/4"-20
14	G10961	8	Hex Non-Serrated Flange Cap Screw, 5/16"-18 x 3/4", Grade 5
15	G10171	4	Hex Head Cap Screw, 5/16"-18 x 1 1/4"
16	G11182	4	Lock Nut W/Nylon Insert, 5/16"-18
17	G11386	4	Flat Washer, 5/16" SAE
18	G10302503	1	Foam Cord, 78.651"
19	G10109101	1	Entrainer Adapter, 18 Row

(IP1685)



ITEM	PART NO.	QTY.	DESCRIPTION
1	GA17032	1	40 Bushel Bulk Fill Cradle, 12 Row
	GA17033	-	55 Bushel Bulk Fill Cradle, 16 Row
2	GD24693	2	Side Tank Clip
3	G11519	2	Hex Head Cap Screw, ½"-13 x 1¾"
	G10071	2	Serrated Flange Nut, ½"-13
4	G10033	2	Hex Head Cap Screw, ½"-13 x 3½"
	GD4887-27	2	Sleeve, 1" O.D. x .562 I.D. x 2"
	G11389	4	Flat Washer, ½" Plated SAE
	G10974	2	Lock Nut W/Nylon Insert, ½"-13
5	GA14040	1	Rear Tank Mount, 12 Row
	GA17034	-	Rear Tank Mount, 16 Row
	GD20037	1	Pin, 1" x 5¾"
6	G10001	2	Hex Head Cap Screw, ¾"-16 x 1"
	G10201	2	Special Washer, ¾" x 1½" O.D.
7	GD24695	2	Rear Tank Clip
8	G10974	2	Lock Nut W/Nylon Insert, ½"-13
	G11389	2	Flat Washer, ½" Plated SAE
9	G10045	2	Hex Head Cap Screw, ½"-13 x 4½"
	G11389	2	Flat Washer, ½" Plated SAE
10	G10928601	1	40 Bushel Bulk Fill Tank, 12 Row
	G10128401	1	55 Bushel Bulk Fill Tank, 16 Row (Shown)
11	GD35274-01	1	Ribbon Sealer, 66½"
12	G11522	18	Phillip Pan Head Tapping Screw, #8-18 x ⅝"
13	GD24386	6	Bulk Fill Lid Seal Ring Segment
14	GB0675	1	Bulk Fill Tank Lid Seal
15	GB1206	1	Bulk Fill Tank Lid Latch
16	GB0905	2	Lid Seal Ring Spacer
17	GD24754	4	Foam Seal
18	GD35857	6	Foam Seal Washer
19	GD35844	2	Top Ring Mount Plate
20	G10132501	10	Hex Flange Head Cap Screw, ¼"-20 x 1¾"
21	GB0673	1	Bulk Fill Tank Lid
22	G11386	1	Flat Washer, ⅝" SAE
23	GD24879-01	1	Rope Tether, 36"

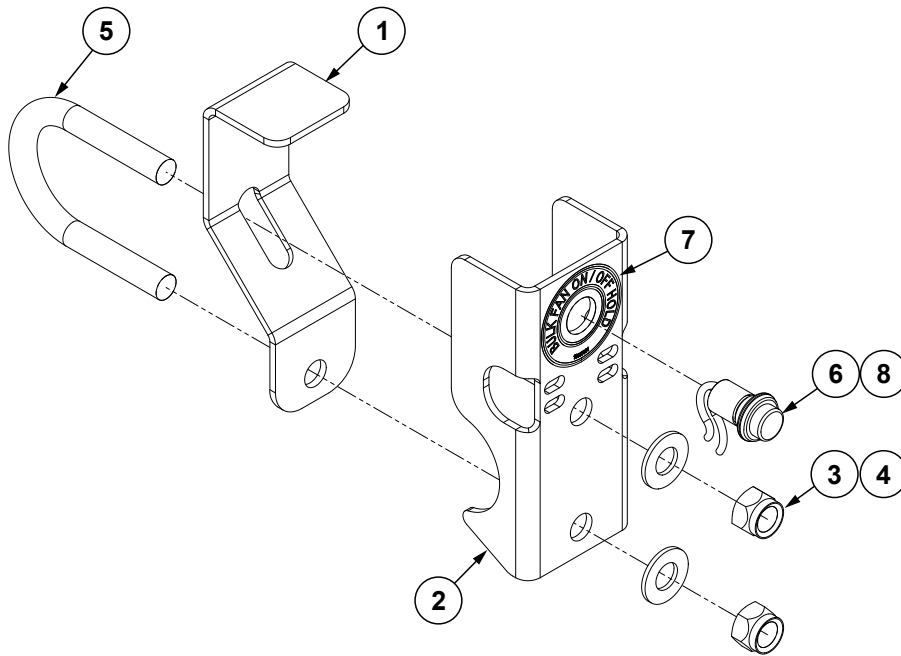
(10924101)



Connects to Bulk Fill IPN
"J1" and "J2"

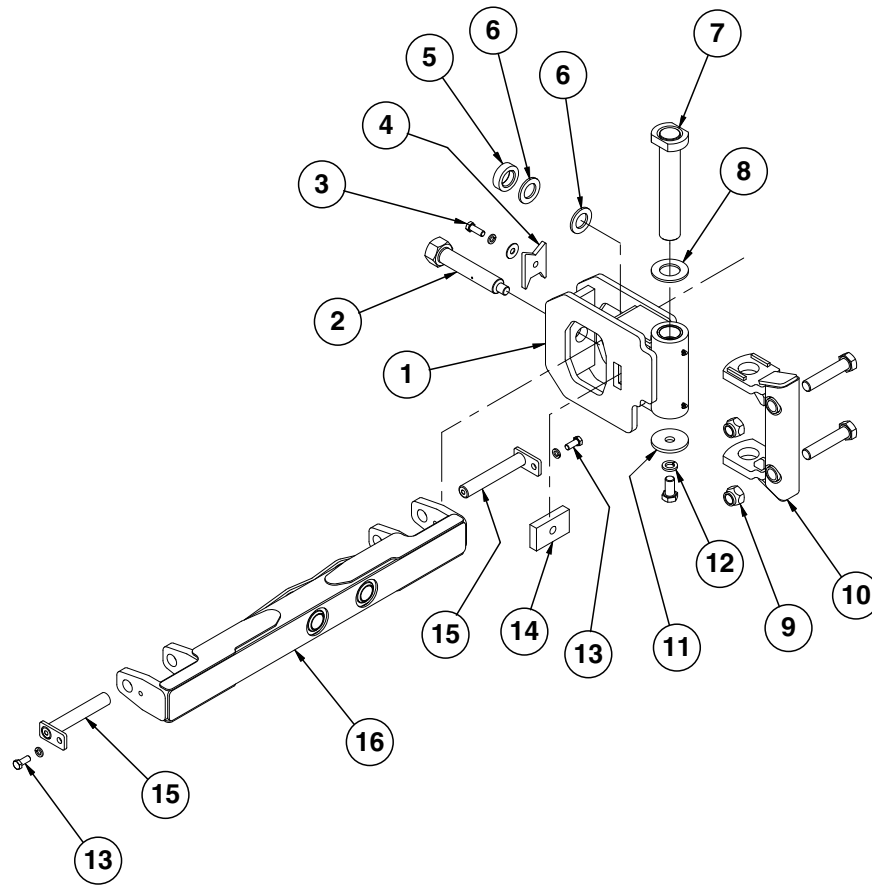
ITEM	PART NO.	QTY.	DESCRIPTION
1	GA14135	6	Load Cell
2	GA12403	1	Mounting Bracket Assembly, Includes: (2) Mounting Brackets, (2) Connector Halves, (1) Compression Spring
3	GD20282	1	U-Bolt, #10-32
4	G10267101	1	PHD28 Bezel
5	G10488902	1	PHD28 Scale Display
6	G10242601	1	Display Mount Bracket
7	G10002701	1	CAN Scale Module
8	G10325	12	Hex Head Cap Screw, 3/8"-16 x 2 3/4"
9	G10108	12	Lock Nut, 3/8"-16
10	G11284	5	Serrated Flange Nut, No. 8-32
11	G11401	3	Phillips Pan Head Machine Screw, No. 10-32 x 3/4", Stainless Steel
12	G10251	4	Hex Nut, No. 8-32
13	G11065	4	Phillips Pan Head Machine Screw, No. 8-32 x 5/8", Stainless Steel
14	G10931	4	Lock Washer, No. 8, Internal/External, Stainless Steel
15	G10621	4	Serrated Flange Nut, 1/4"-20
16	G10020	4	Hex Head Cap Screw, 1/4"-20 x 5/8"
17	G10946701	1	CAN Stub Harness
18	G10242801	1	PHD28 Bulk Fill Scale CAN Cable

(109674)



ITEM	PART NO.	QTY.	DESCRIPTION
1	G10967101	1	Fan Switch Bracket
2	G10967201	1	Fan Switch Mount
3	G10108	2	Lock Nut, 3/8"-16
4	G11387	2	Flat Washer, 3/8" SAE
5	GD27190	1	U-Bolt, 1 1/2" x 3/8"-16
6	GA15485	1	Button
7	---	1	See "Decals, Paint, and Miscellaneous" on page P285
8	G10963101	1	Bulk Fill Shutoff Intercept Harness

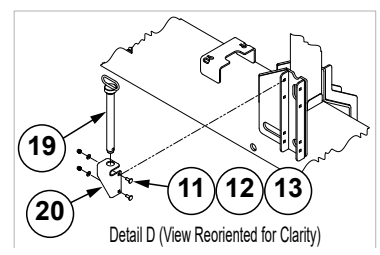
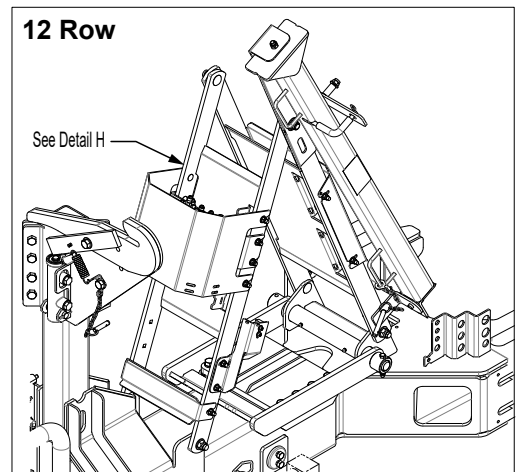
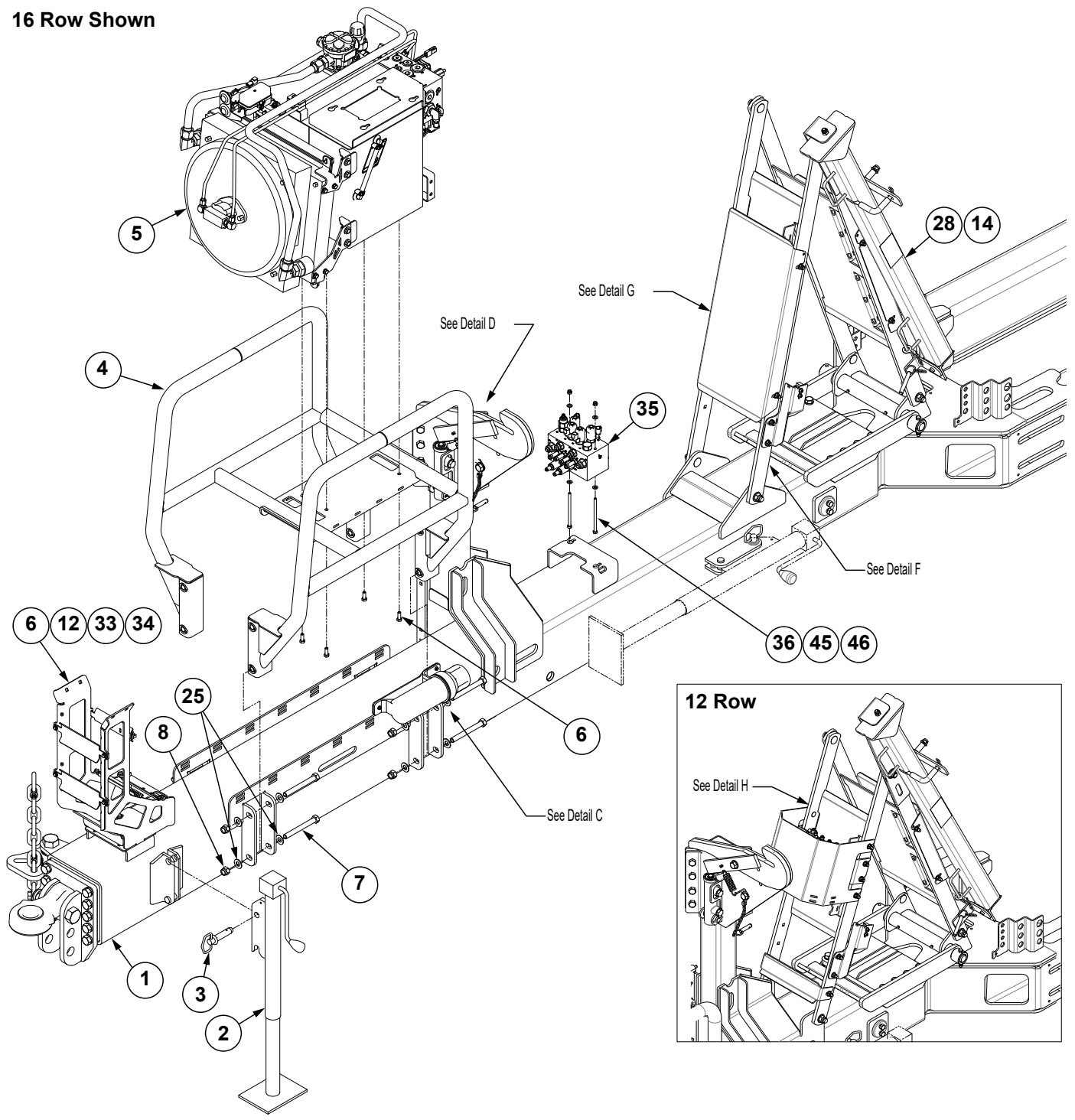
(IP1012)

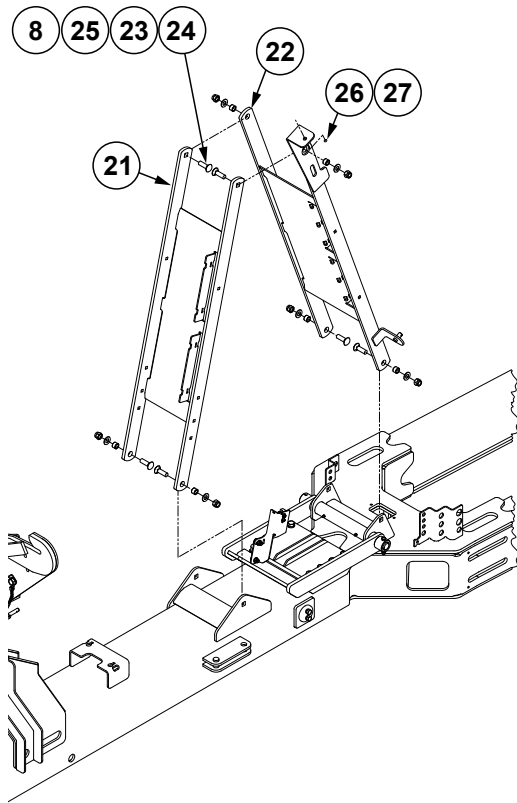


ITEM	PART NO.	QTY.	DESCRIPTION
1	GA13665	1	Hitch Pivot
2	GA13673	1	Pivot Pin
3	G10005	1	Hex Head Cap Screw, 7/8"-11 x 1 1/4"
	G11391	1	Flat Washer, 5/8" SAE
	G10230	1	Lock Washer, 5/8"
4	GD15100	1	Pivot Lock
5	GD16226	1	Sleeve, 3" O.D. x 1 25/32" x 29/32" Thick
6	GD16303	2	Washer, 3" O.D. x 1 25/32" x 1/4" Thick
7	GA12163	1	Pin, 13 3/8"
8	GD15725	1	Washer, 4" O.D. x 2 1/4" I.D. x 1/4"
9	G10169	2	Hex Head Cap Screw, 1 1/4"-7 x 6"
	G10157	2	Lock Nut, 1 1/4"-7
10	GA13783	1	Pivot Mount
11	GD17245	1	Washer, 4" O.D. x 1 1/32" I.D. X 3/8"
12	G11223	1	Hex Head Cap Screw, 1"-8 x 2"
	G10118	1	Lock Washer, 1"
13	G10007	2	Hex Head Cap Screw, 5/8"-11 x 1 1/2"
	G10230	2	Lock Washer, 5/8"
14	GD19468	1	Tapped Bar
15	GA11079	2	Hammer Strap, Category 3 And 3N
16	GA12164	1	Hitch Bar

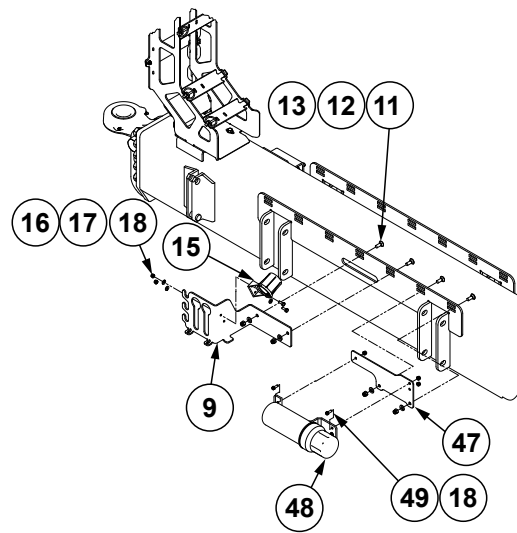
(108533)

16 Row Shown

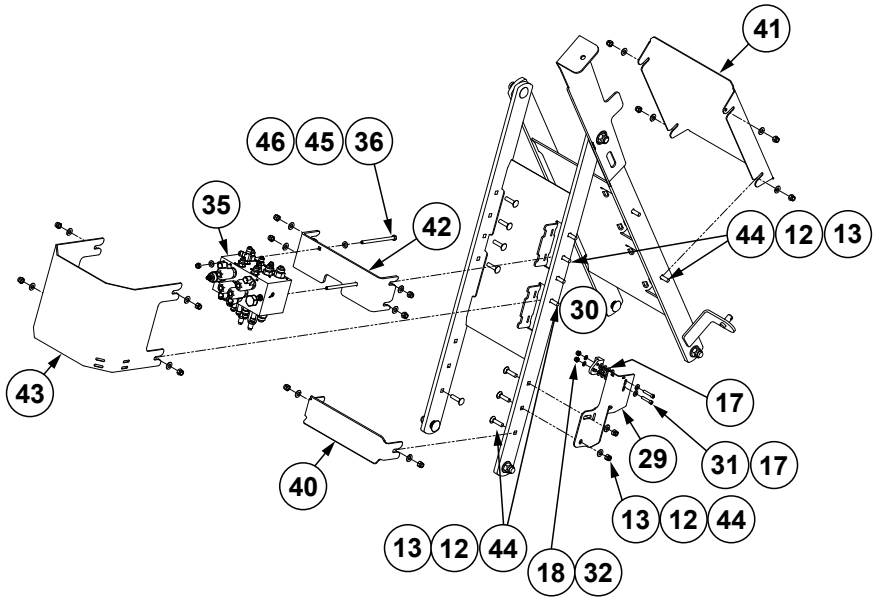




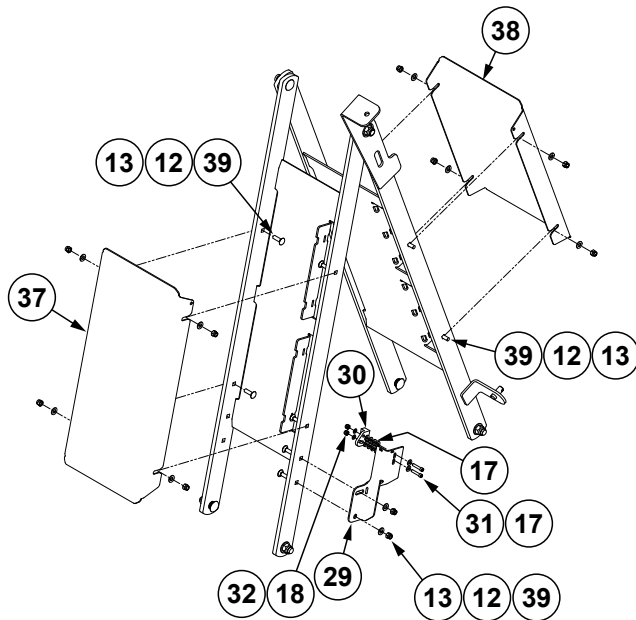
Detail F



Detail C
(View Reoriented For Clarity)



Detail H
12 Row

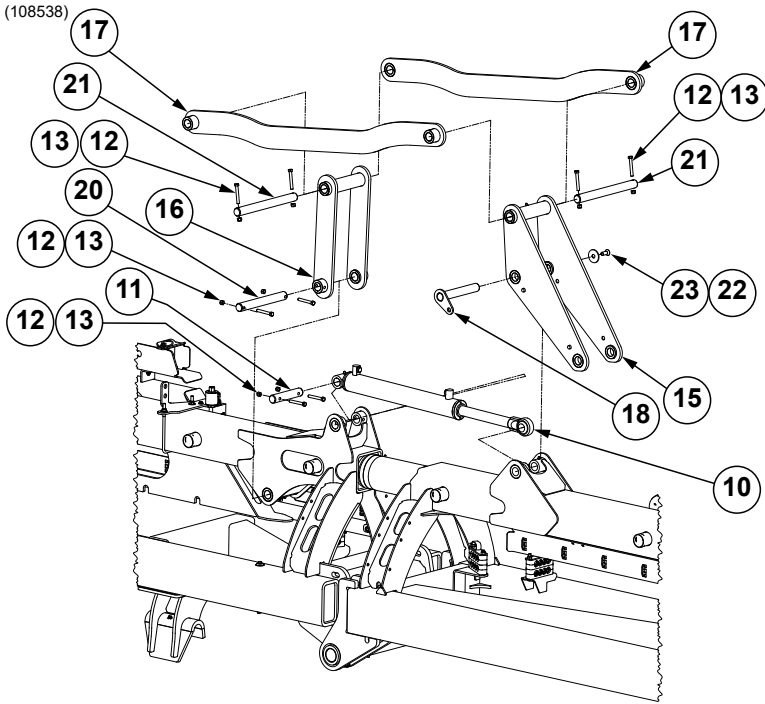


Detail G
16 Row

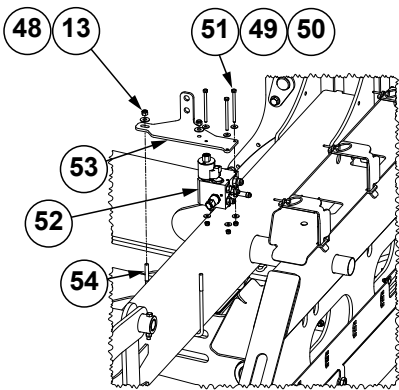
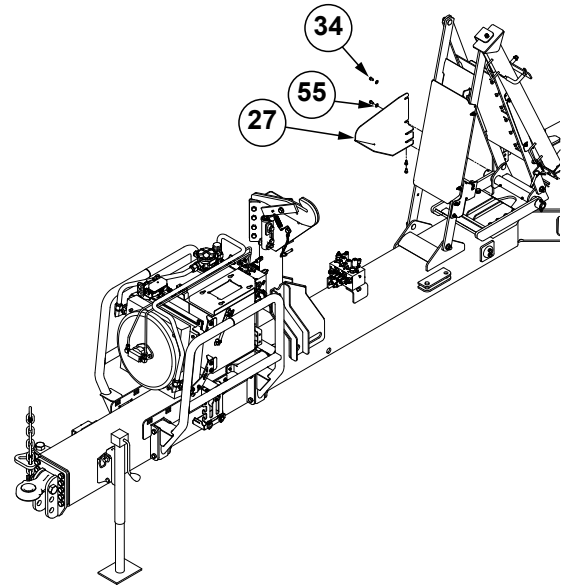
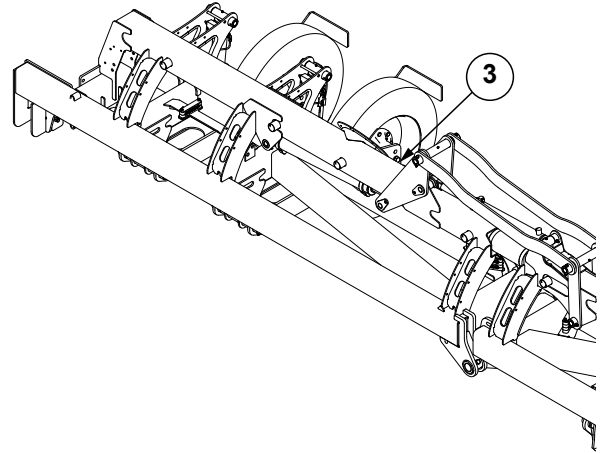
(Continued on following page.)

ITEM	PART NO.	QTY.	DESCRIPTION
1	---	1	See "Inner / Outer Hitch" on page P112
2	G11044101	1	Jack Assembly
3	GA4995 GD5625	1	Detent Pin Assembly Lynch Pin, 3/16"(Included W/GD5625)
4	G10889501	1	PTO Cradle
5	---	1	See "PTO Pump Reservoir Assembly" on page P158
6	G10001	8	Hex Head Cap Screw, 3/8"-16 x 1"
7	G10011	8	Hex Head Cap Screw, 5/8"-11 x 5/2"
8	G10107	14	Lock Nut, 5/8"-11
9	G10997201	1	Hose Holder
10	---	---	---
11	G10305	6	Carriage Bolt, 3/8"-16 x 1"
12	G11387	20	Flat Washer, 3/8" SAE
13	G10901	16	Lock Nut, 3/8"-16
14	GD2558	1	Lynch Pin, 1/4"
15	GD33707	1	Plug Protector
16	G10023	2	Hex Head Cap Screw, 1/4"-20 x 3/4"
17	G11385	14	Flat Washer, 1/4" SAE
18	G11320	7	Lock Nut, 1/4"-20, Grade B
19	GA13768	1	Safety Pin, 123/4"
20	G10897501	1	Pin Storage Mount
21	G10896401 G10895401	1 1	Front Hose Take-Up, 12 Row Front Hose Take-Up, 16 Row
22	G10896301 G10895301	1 1	Rear Hose Take-Up, 12 Row Rear Hose Take-Up, 16 Row
23	GB0218	6	Bushing, 21/32" I.D. x 7/8" O.D. x 19/32" Long
24	G10689	6	Carriage Bolt, 5/8"-11 x 2"
25	G11391	22	Flat Washer, 5/8" SAE
26	GD19655	1	Hold Up Pin, 1/2"-13
27	G10111	1	Lock Nut, 1/2"-13
28	G11052201	1	Safety Lock-Up Assembly
29	G11010401	1	Hitch Extend Sensor Bracket
30	GA18353	1	Position Switch Magnetic Reed
31	G11276	2	Hex Socket Head Cap Screw, 1/4"-20 X 1 1/4"
32	G11328	2	Flat Washer, 1/4"
33	G11084401	1	Hose Tray Assembly
34	G11091	4	Large Serrated Flange Nut, 3/8"-16
35	---	1	See "Valve Block - Located on Hitch" on page P190
36	G10764	2	Hex Head Cap Screw, 5/16"-18 x 5"
37	G10895501	1	Front Hose Take-Up Cover, 16 Row
38	G10895601	1	Rear Hose Take-Up Cover, 16 Row
39	G10599	10	Carriage Bolt, 3/8"-16 x 1 1/4"
40	G10896501	-	Front Hose Take-Up Cover, 12 Row
41	G10896601	-	Rear Hose Take-Up Cover, 12 Row
42	G10896701	-	Hydraulic Block Mount, 12 Row
43	G10896801	-	Hydraulic Block Cover, 12 Row
44	G10301	-	Carriage Bolt, 3/8"-16 x 1 1/2"
45	G11386	4	Flat Washer, 5/16" SAE
46	G11182	2	Lock Nut W/Nylon Insert, 5/16"-18
47	G11001301	1	Manual Canister Mount
48	GA15422	1	Operator's Manual Canister
49	G11166	3	Hex Socket Flange Cap Screw, 1/4"-20 x 3/4"

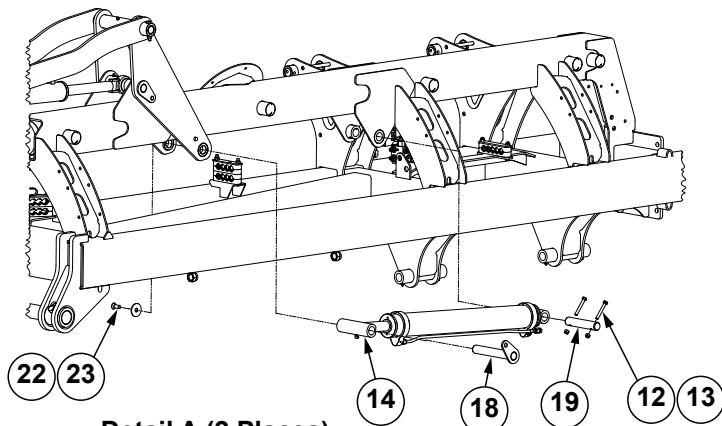
This page left blank intentionally.



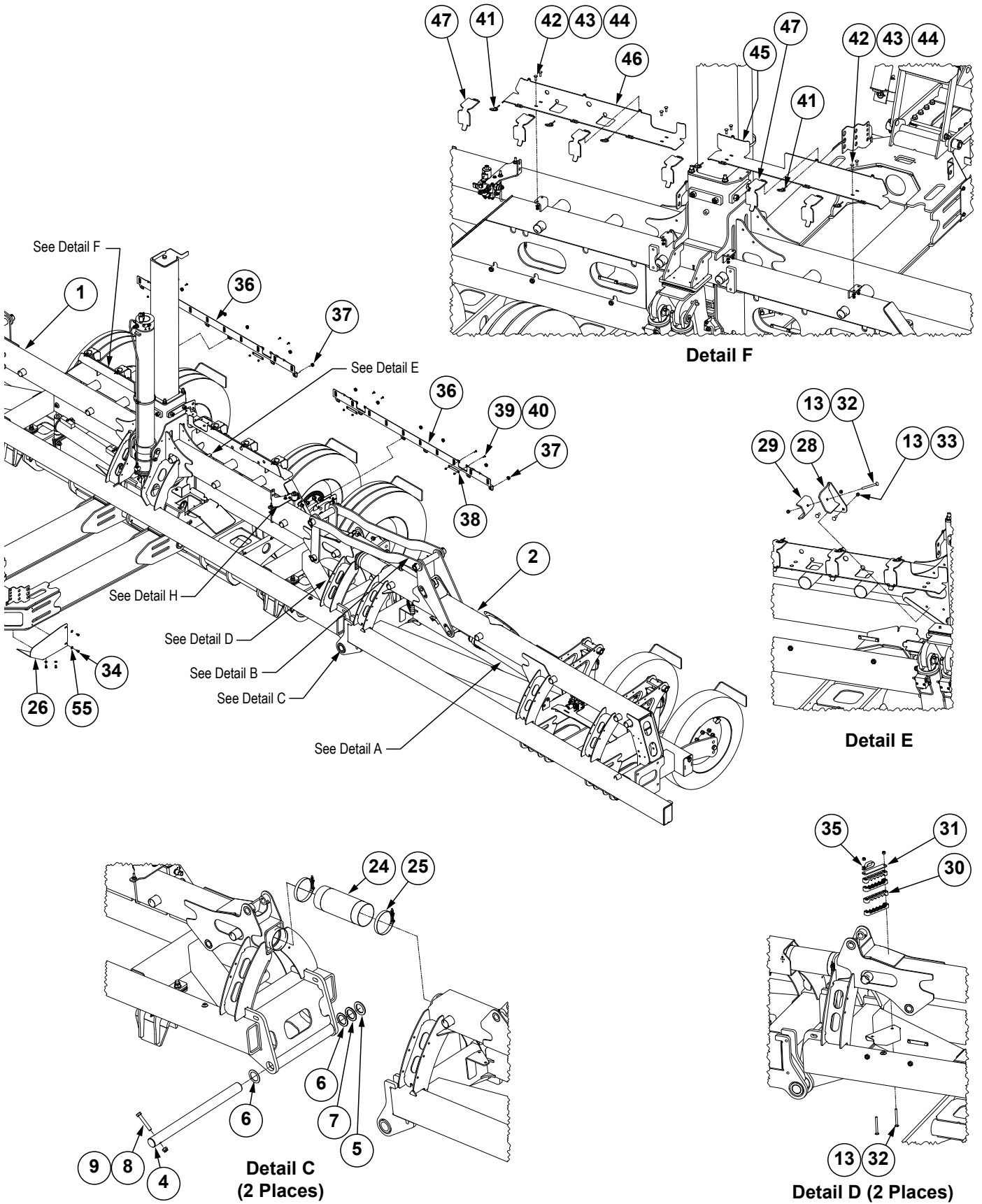
Detail B
(2 Places)



Detail H



Detail A (2 Places)

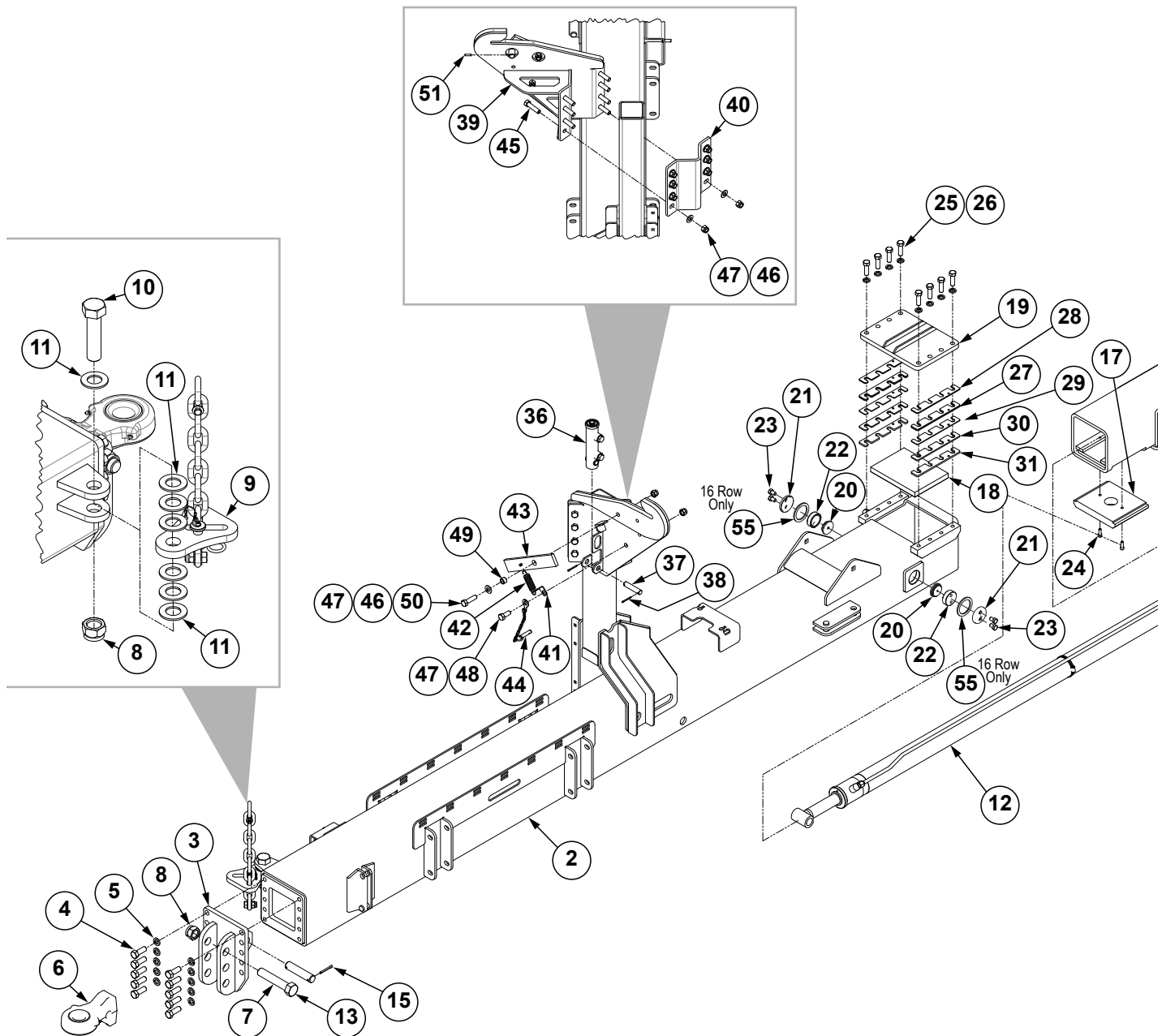


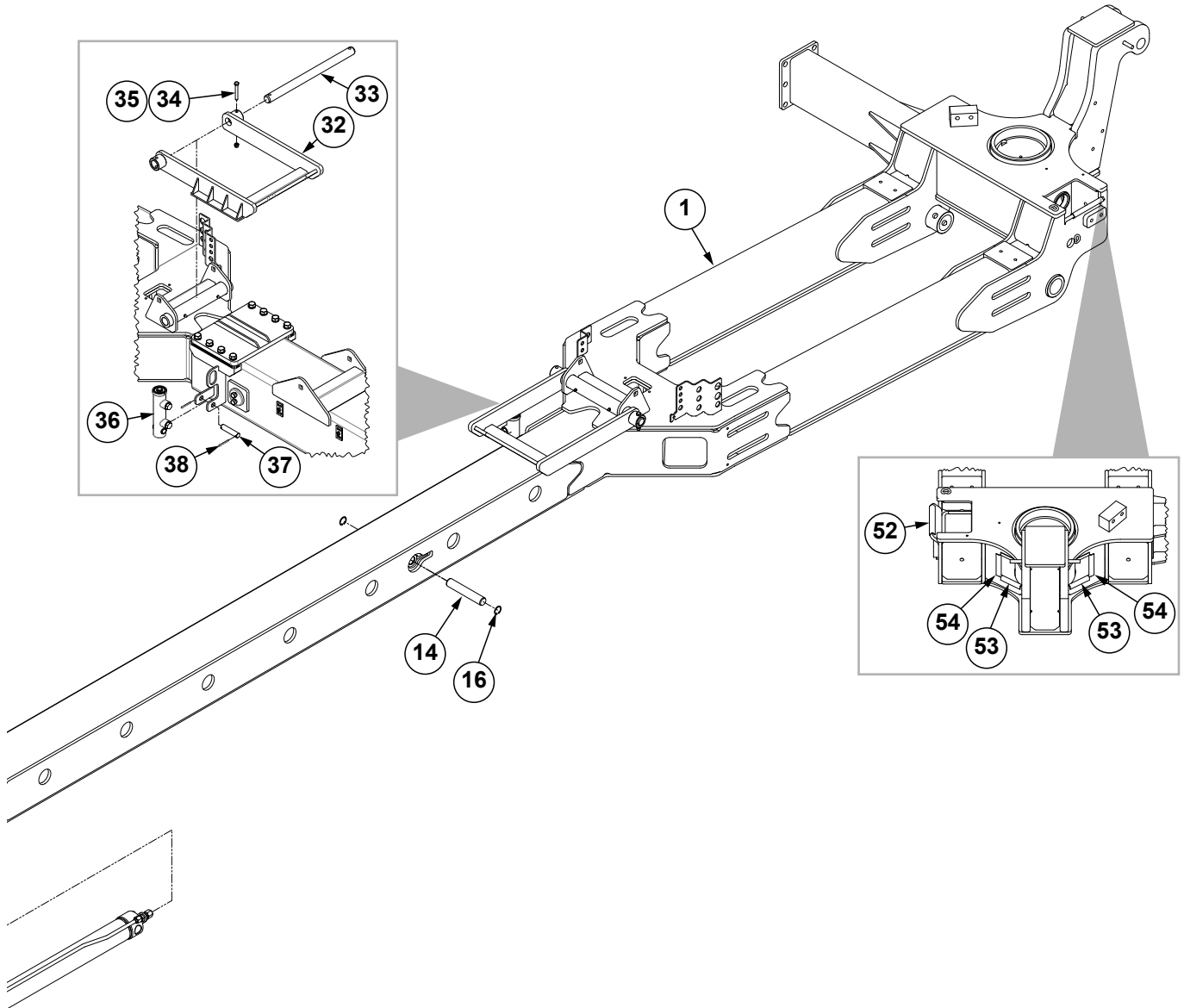
(Continued on following pages.)

ITEM	PART NO.	QTY.	DESCRIPTION
1	---	1	See "Center Frame" on page P116
2	---	1	See "Wing Assembly, 16 Row" on page P122
	---	1	See "Wing Assembly, 12 Row" on page P120
3	---	1	See "Wing Assembly, 16 Row" on page P122
	---	1	See "Wing Assembly, 12 Row" on page P120
4	G10902801	2	Pin, 2.125" O.D. x 27.844" W/Hole
5	G10404	8	Machine Bushing, 3 $\frac{1}{8}$ " x 2 $\frac{1}{8}$ " x 3 $\frac{1}{16}$ "
6	G10336	8	Machine Bushing, 2 $\frac{1}{8}$ ", 14 Gauge (.0747")
7	G10234	8	Machine Bushing, 2 $\frac{1}{8}$ ", 10 Gauge (.1345")
8	G10036	2	Hex Head Cap Screw, 5 $\frac{1}{8}$ "-11 x 4"
9	G10107	2	Lock Nut, 5 $\frac{1}{8}$ "-11
10	G10370401	2	See "Wing Down Pressure Cylinder" on page P164
	G10370402	2	
11	GD29104-20	2	Pin, 1.25" O.D. x 6.5"
12	G10325	20	Hex Head Cap Screw, 3 $\frac{1}{8}$ "-16 x 2 $\frac{3}{4}$ "
13	G10108	29	Lock Nut, 3 $\frac{1}{8}$ "-16
14	G10597101	2	See "Wing Latch Cylinder" on page P166
15	G10543301	2	Wing Lock Toggle
16	G10343401	2	Wing Lock Clevis
17	G10343301	4	Wing Lock Link
18	G10543501	4	Hammer Pin, 1.25" O.D.
19	GD29104-22	2	Pin, 1.25" O.D. x 6.5"
20	GD29104-19	2	Pin, 1.25" O.D. x 10.625"
21	GD29104-18	4	Pin, 1.25" O.D. x 13.5"
22	G10501101	4	Countersunk Flat Washer
23	G11572	4	Hex Flat Head Counter Sunk, 1 $\frac{1}{2}$ "-13 x 1 $\frac{1}{4}$ "
24	GD15867-12	2	Hose, 5" x 18"
25	G11188	4	T-Bolt Clamp, 5 $\frac{1}{4}$ "
26	G10917601	1	L.H. Hitch Hose Tray
27	G10917701	1	R.H. Hitch Hose Tray
28	G10918601	1	Hose Clamp
29	G10918301	1	Hose Clamp Plate
30	G10547201	8	5 Section Clamp
31	G10548301	2	5 Section Clamp Plate
32	G11603	5	Carriage Bolt, 3 $\frac{1}{8}$ "-16 x 4", Grade 5
33	G10599	2	Carriage Bolt, 3 $\frac{1}{8}$ "-16 x 1 $\frac{1}{4}$ "
34	G10328	8	Hex Head Cap Screw, 3 $\frac{1}{8}$ "-16 x 5 $\frac{1}{8}$ "
35	GD35449	2	Double Tube Clamp, 1"
36	G10894401	2	Fertilizer Harness Rail, 16 Row
	G10883101	2	Fertilizer Harness Rail, 12 Row
37	G10503	12	Hex Jam Nut, 5 $\frac{1}{8}$ "-11, Grade 2
38	G10903501	4	Wire Tray Filler
39	G10310	8	Carriage Bolt, 1 $\frac{1}{4}$ "-20 x 3 $\frac{1}{4}$ ", Grade 2
40	G11320	8	Lock Nut, 1 $\frac{1}{4}$ "-20, Grade B
41	GD5625	6	Lynch Pin, 3 $\frac{1}{16}$ "
42	G10303	8	Carriage Bolt, 5 $\frac{1}{16}$ "-18 x 1"
43	G11386	8	Flat Washer, 5 $\frac{1}{16}$ " SAE
44	G10109	8	Lock Nut, 5 $\frac{1}{16}$ "-18
45	G10917901	1	R.H. Hose Tray, 12 Row
	G10918101	1	R.H. Hose Tray, 16 Row

ITEM	PART NO.	QTY.	DESCRIPTION
46	G10917801	1	L.H Hose Tray, 12 Row
	G10918001	1	L.H. Hose Tray, 16 Row
47	G10918201	6	Hose Tray Strap
48	G10210	2	Washer, 3/8" USS
49	G10209	6	Washer, 1/4" USS
50	G11135	3	Hex Head Cap Screw, 1/4"-20 X 3 3/4"
51	G10110	3	Lock Nut, 1/4"-20, Grade B
52	---	1	See "Weight Transfer Valve Block" on page P188
53	G10566201	1	Manifold Mounting Bracket
54	GD19090	1	U-Bolt, 6" x 3/8-16
55	G11387	8	Flat Washer, 3/8" SAE

(108532)



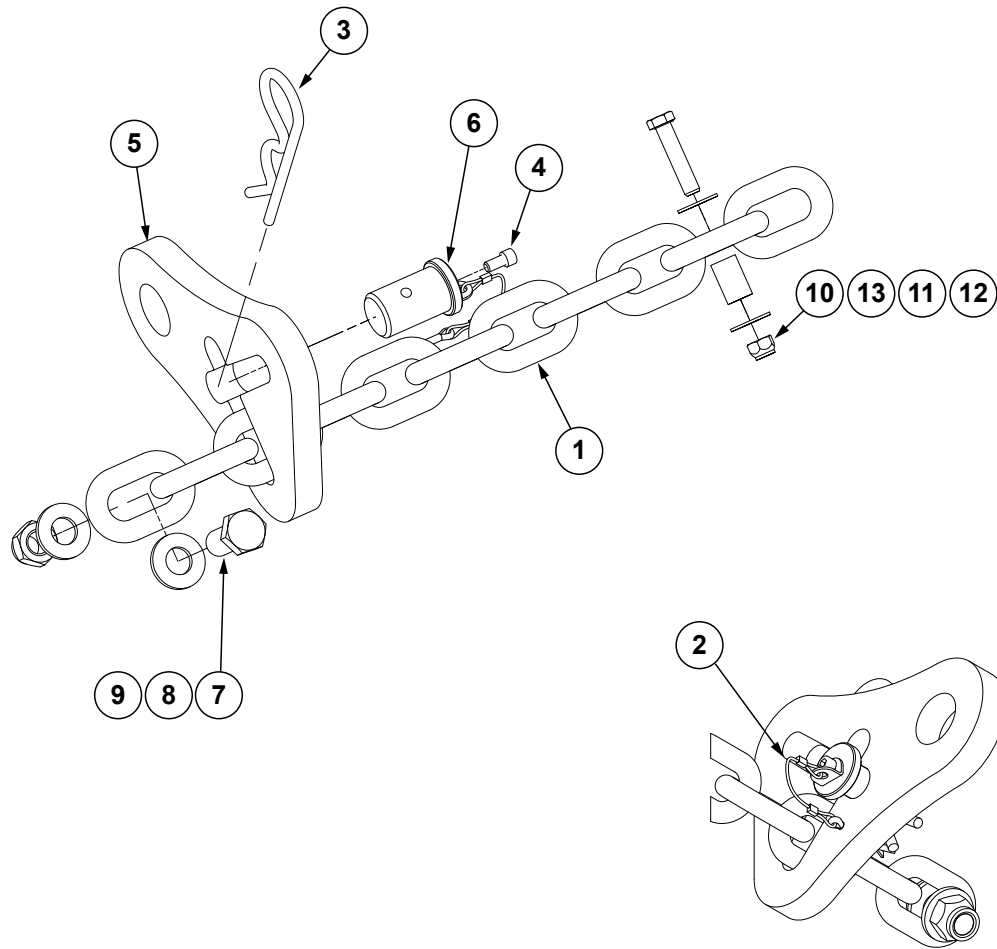


ITEM	PART NO.	QTY.	DESCRIPTION
1	G10869902	1	Inner Hitch (Non-Stock Item), 12 Row
	G10869901	1	Inner Hitch (Non-Stock Item), 16 Row
2	G10855002	1	Outer Hitch (Non-Stock Item), 12 Row
	G10855001	1	Outer Hitch (Non-Stock Item), 16 Row
3	GA12265	1	Hitch Mount
4	G10026	10	Hex Head Cap Screw, 3/4"-10 x 2"
5	G10231	10	Lock Washer, 3/4"
6	G10694601	1	Articulating Hitch, Cat 4
7	G10042	1	Hex Head Cap Screw, 1 1/4"-7 x 6 1/2"
8	G10157	2	Lock Nut, 1 1/4"-7
9	---	1	See "Safety Chain" on page P115
10	G11290	1	Hex Head Cap Screw, 1 1/4"-7 x 5"
11	G11396	7	Flat Washer, 1 1/4" SAE
12	G10767501	1	See "Tongue Cylinder" on page P182
	G10767502	1	

(Continued on following page.)

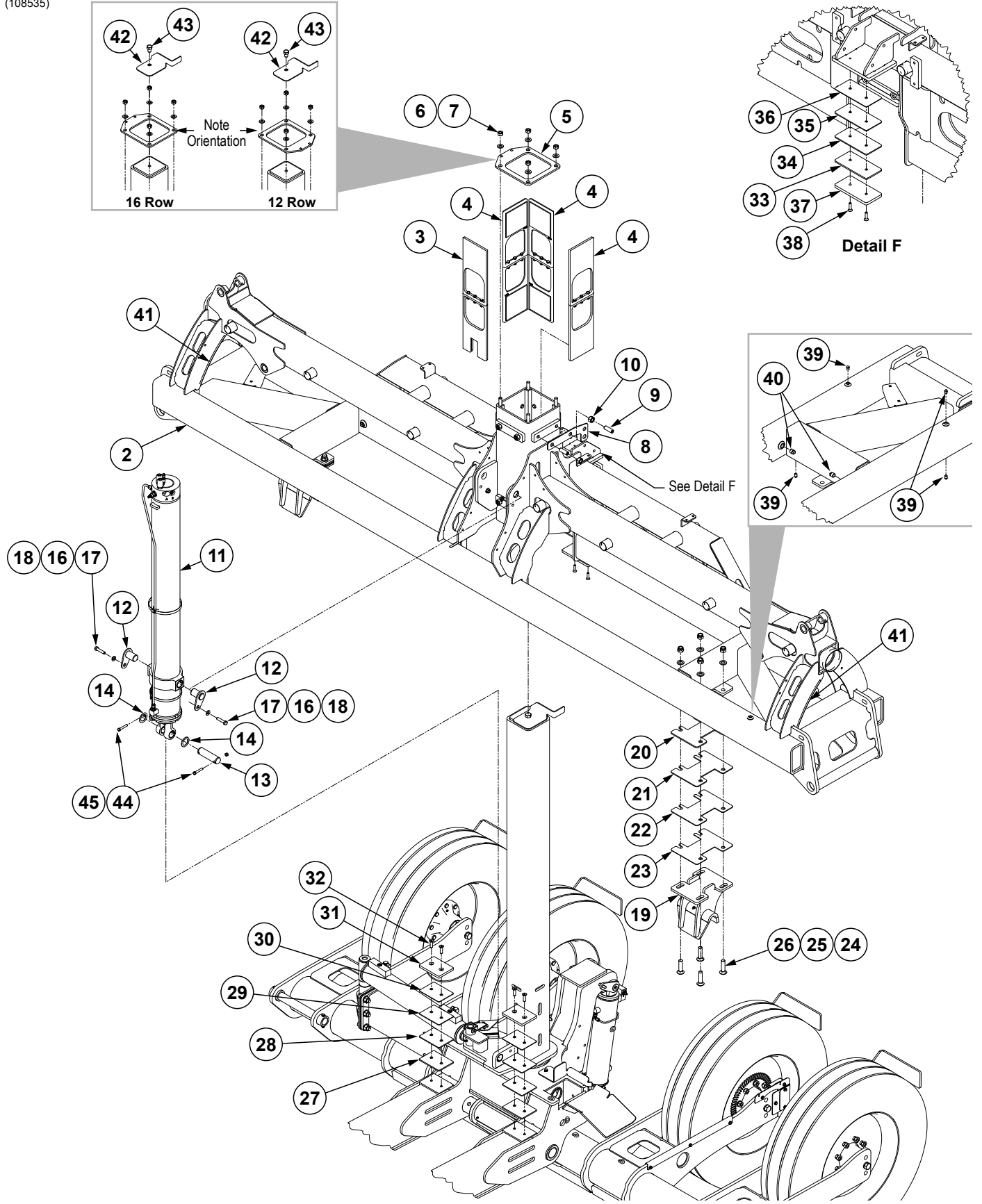
ITEM	PART NO.	QTY.	DESCRIPTION
13	GD0826	1	Pin, 1¼" x 5½"
14	GD3537-20	1	Pin, 1¼" x 7⅞"
15	G10460	2	Cotter Pin, ¼" x 2"
16	G11230	2	Retaining Ring
17	G10890901	1	Inner Lower Hitch Pad
18	G10891001	1	Outer Upper Hitch Pad
19	G10889801	1	Cover Wear Pad
20	GD34081	2	Wear Pad
21	GB0230	2	Cap
22	GB0234	2	Adjustment Plug
23	G10014	4	Hex Head Cap Screw, ½"-13 x 1"
24	G11261	2	Hex Socket Head Cap Screw, ⅜"-16 x 1"
25	G10008	8	Hex Head Cap Screw, ⅝"-11 x 2"
26	G10230	8	Lock Washer, ⅝"
27	G10892101	4	Wear Pad Cover Shim, 10 Gauge (.1345")
28	G10892102	4	Wear Pad Cover Shim, 14 Gauge (.0747")
29	G10892103	4	Wear Pad Cover Shim, 12 Gauge (.1046")
30	G10892104	4	Wear Pad Cover Shim, 7 Gauge (.1793")
31	G10892105	4	Wear Pad Cover Shim, .250"
32	G10890301	1	Hitch Catch
33	G10891501	1	Pin, 1¼" x 18¼" W/Cross Holes
34	G10325	1	Hex Head Cap Screw, ⅝"-16 x 2¾"
35	G10108	1	Lock Nut, ⅝"-16
36	GA9205	2	See "Tongue Lock Cylinder" on page P186
37	GD7137	2	Pin, ¾" x 3⅝"
38	G10457	4	Cotter Pin, ⅝" x 1½"
39	G10890801	1	Transport Catch
40	G10353101	1	Transport Catch Bolt Plate
41	G10894301	1	Spring Tab
42	GD5857	1	Spring
43	G10891801	1	Catch Bar
44	GA7022	1	Detent Pin W/Chain
45	G10009	8	Hex Head Cap Screw, ⅝"-11 x 2½"
46	G11391	9	Flat Washer, ⅝" SAE
47	G10107	10	Lock Nut, ⅝"-11
48	G10007	1	Hex Head Cap Screw, ⅝"-11 x 1½"
49	GB0218	1	Bushing, 2½" I.D. x ⅞" O.D. x 1⅞" Long
50	G10006	1	Hex Head Cap Screw, ⅝"-11 x 2¼"
51	G10765	1	Spring Pin, ¼" x 1"
52	GD35415-6.000	1	Edge Trim Protection, ½" x .594" x 6"
53	GD35414-3.500	4	Edge Trim Protection, ⅜" x ⅝" x 3.5"
54	GD35414-4.500	2	Edge Trim Protection, ⅜" x ⅝" x 4.5"
55	G11123301	2	Bushing, 3.188" O.D. x 2.438" I.D., 7 Gauge (.1793")

(A25107)



ITEM	PART NO.	QTY.	DESCRIPTION
1	G3324-01	1	Safety Chain, 13MM Grade 70, 97½"
2	GD35339	1	Looped Tether W/ Tabs and Cotter Pin
3	G10671	1	Hairpin Cotter, ⅜" x 3¼"
4	G11874	1	Hex Socket Head Cap Screw, ¼"-20 x ½"
5	GD35127	1	Single Chain Latch
6	GD35340	1	Chain Latch Pin
7	G10007	1	Hex Head Cap Screw, ⅝"-11 x 1½"
8	G11391	2	Flat Washer, ⅝" SAE
9	G10107	1	Lock Nut, ⅝"-11
10	G10108	1	Lock Nut, ⅜"-16
11	GD8893-07	1	Sleeve, 1" Long
12	G10047	1	Hex Head Cap Screw, ⅜"-16 x 1¾"
13	G10210	2	Washer, ⅜" USS
A	G9978X	-	⅜" Transport Safety Chain Package (Items 1-13)

(108535)



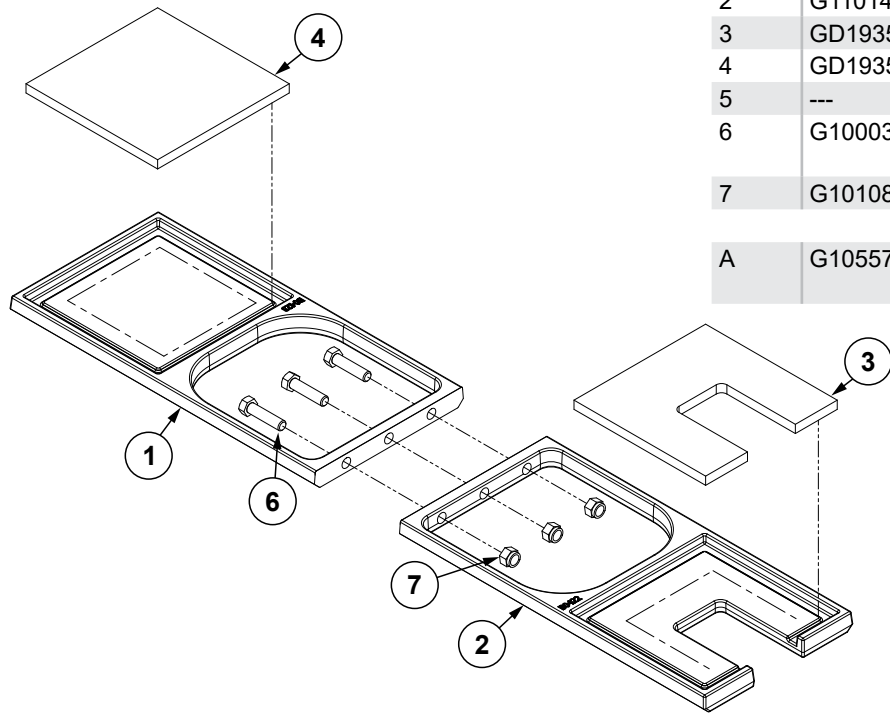
Center Frame

M0322-02

5670

ITEM	PART NO.	QTY.	DESCRIPTION
1	---	---	---
2	G10878701	1	Center Frame, 12 Row
	G10878801	1	Center Frame, 16 Row
3	G10557301	1	See "Wear Pad W/Notch Assembly" on page P118
4	G10557401	3	See "Wear Pad Assembly" on page P118
5	G10913501	1	Post Cap
6	G11391	4	Flat Washer, 5/8" SAE
7	G10104	4	Hex Nut, 5/8"-11
8	G10565101	1	Bulkhead Bracket
9	G11051601	16	Hex Set Screw, 3/4"-10 x 2 1/4" (Flat Tip)
10	G10105	16	Hex Nut, 3/4"-10
11	G10598301	1	See "Transport Lift Cylinder, 16 Row" on page P180
	G10379401	1	See "Transport Lift Cylinder, 12 Row" on page P178
12	G10598401	2	Hammer Pin, 1 1/2" O.D.
13	GD29030-16	1	Pin, 1.5" O.D. x 5.438"
14	G10384501	2	Bushing, 1 1/2" I.D. x 2 1/4" O.D., 18 Gauge (.0478")
15	---	---	---
16	G11389	2	Flat Washer, 1/2" Plated SAE
17	G10581	2	Hex Head Cap Screw, 1/2"-13 x 2 1/4"
18	G10071	2	Serrated Flange Nut, 1/2"-13
19	G10539301	2	Field Stabilizer, 12 Row
	G10499201	2	Field Stabilizer, 16 Row
20	G10539801	2	Field Stabilizer Shim, .25", 12 Row
	G10499301	2	Field Stabilizer Shim, .25", 16 Row
21	G10539802	2	Field Stabilizer Shim, 7 Gauge (.1793"), 12 Row
	G10499302	2	Field Stabilizer Shim, 7 Gauge (.1793"), 16 Row
22	G10539803	2	Field Stabilizer Shim, 10 Gauge (.1345"), 12 Row
	G10499303	2	Field Stabilizer Shim, 10 Gauge (.1345"), 16 Row
23	G10539804	2	Field Stabilizer Shim, 12 Gauge (.1046"), 12 Row
	G10499303	2	Field Stabilizer Shim, 10 Gauge (.1345"), 16 Row
24	G10501001	8	Carriage Bolt, 3/4"-10 x 3", Grade 5
25	G11392	8	Flat Washer, 3/4" SAE
26	G10112	8	Lock Nut, 3/4"-10
27	G10901701	2	Shim, 6" x 4.5" x .250"
28	G10901702	2	Shim, 6" x 4.5" x 7 Gauge (.1793")
29	G10901703	2	Shim, 6" x 4.5" x 10 Gauge (.1345")
30	G10901704	2	Shim, 6" x 4.5" x 12 Gauge (.1046")
31	G10901801	2	Stop
32	G11534	4	Hex Flat Head Counter Sunk, 1/2"-13 x 1 3/4"
33	G10498401	1	Shim, 8" x 4" x .25"
34	G10498402	1	Shim, 8" x 4" x 7 Gauge (.1793")
35	G10498403	1	Shim, 8" x 4" x 10 Gauge (.1345")
36	G10498404	1	Shim, 8" x 4" x 12 Gauge (.1046")
37	G10498501	1	Stop
38	G11289	2	Hex Flat Head Cap Screw, 3/8"-16 x 1 1/2"
39	G10292	6	Pipe Plug, 1/4" NPT
40	10549401	4	Square Head Pipe Plug, 1/2"
41	GD35413-11.375	4	Edge Trim Protection, 1/4" x 1/2" x 11.375"
42	G11011001	1	Lift Sensor Target Bracket
43	G10716	1	Hex Head Cap Screw, 3/4"-10 x 1"
44	G10939	2	Hex Head Cap Screw, 3/8"-16 x 2 1/4"
45	G10108	2	Lock Nut, 3/8"-16

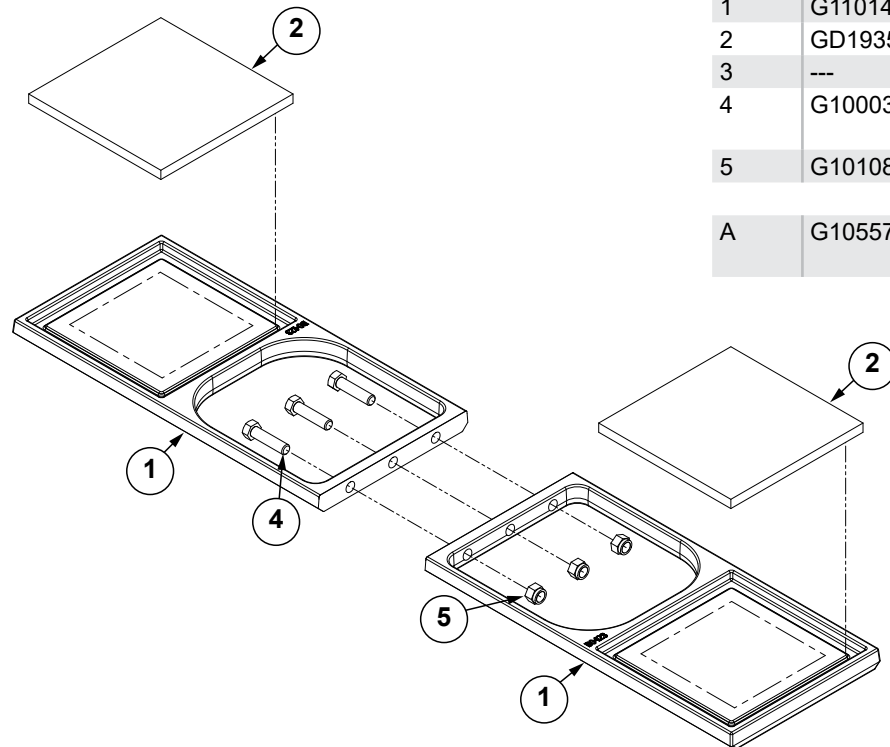
(105573)



ITEM	PART NO.	QTY.	DESCRIPTION
1	G11014101	1	Wear Pad Holder
2	G11014001	1	Front Wear Pad Holder
3	GD19355	1	Wear Pad W/Notch
4	GD19356	1	Wear Pad
5	---	---	---
6	G10003	3	Hex Head Cap Screw, 3/8"-16 x 1 1/2"
7	G10108	3	Lock Nut, 3/8"-16
A	G10557301	-	Wear Pad W/Notch Assembly, Includes Items 1-7

Wear Pad Assembly

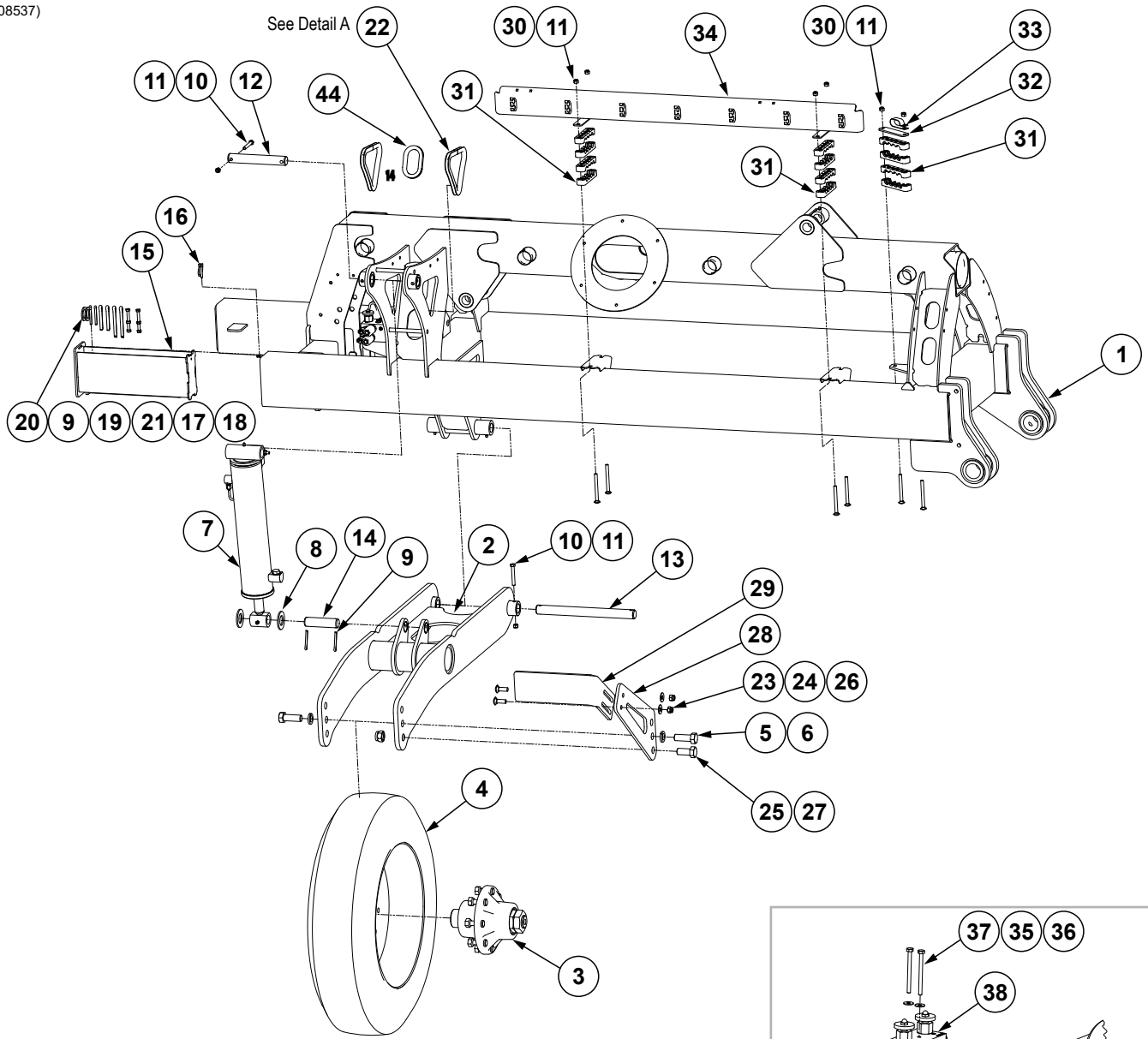
(105574)



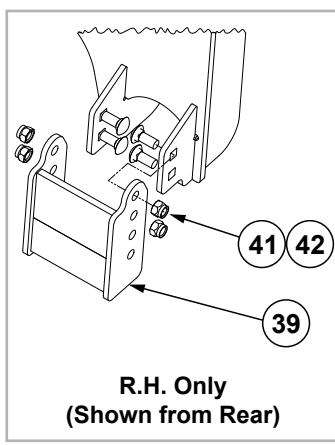
ITEM	PART NO.	QTY.	DESCRIPTION
1	G11014101	2	Wear Pad Holder
2	GD19356	2	Wear Pad
3	---	---	---
4	G10003	3	Hex Head Cap Screw, 3/8"-16 x 1 1/2"
5	G10108	3	Lock Nut, 3/8"-16
A	G10557401	-	Wear Pad Assembly, Includes Items 1-5

This page left blank intentionally.

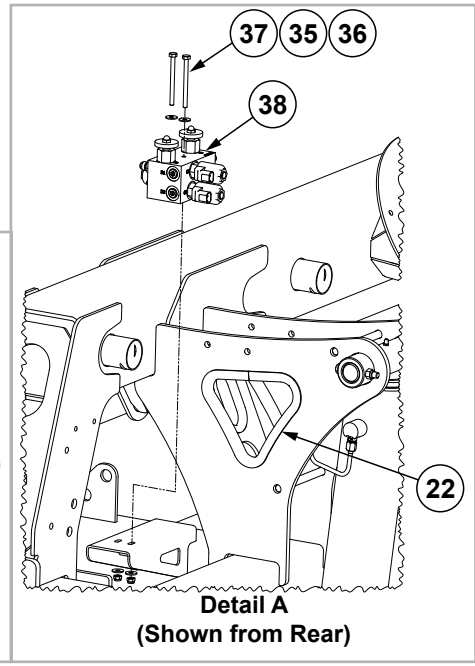
(108537)



See Detail A




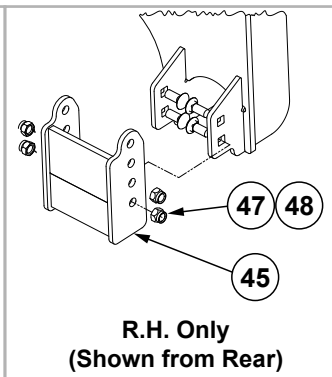
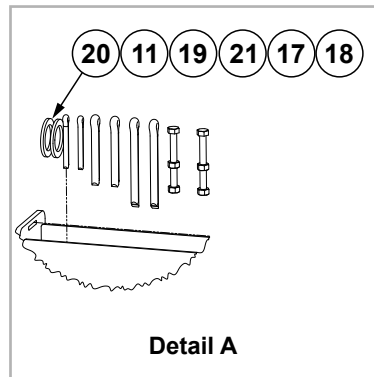
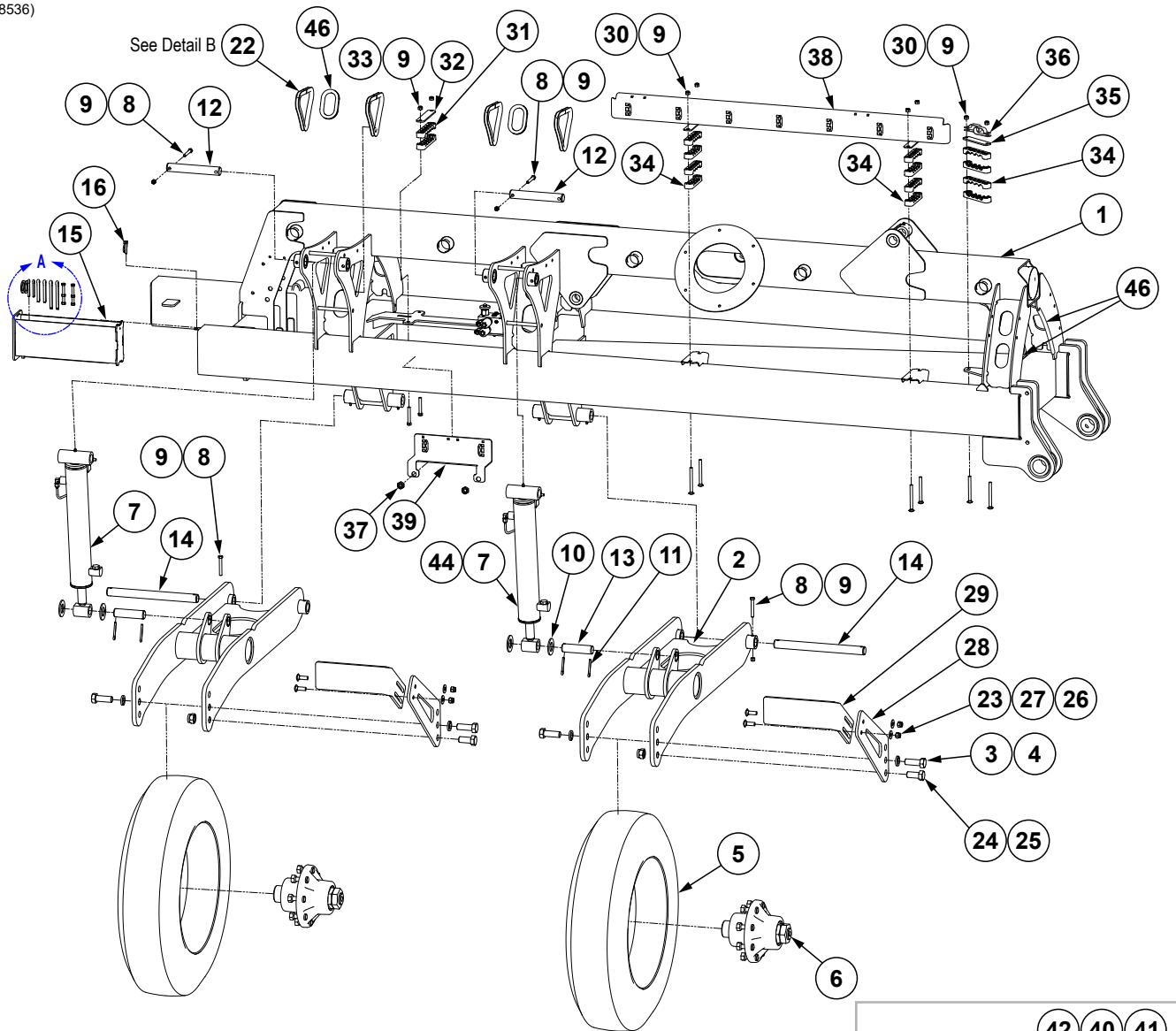
R.H. Only
(Shown from Rear)



Detail A
(Shown from Rear)

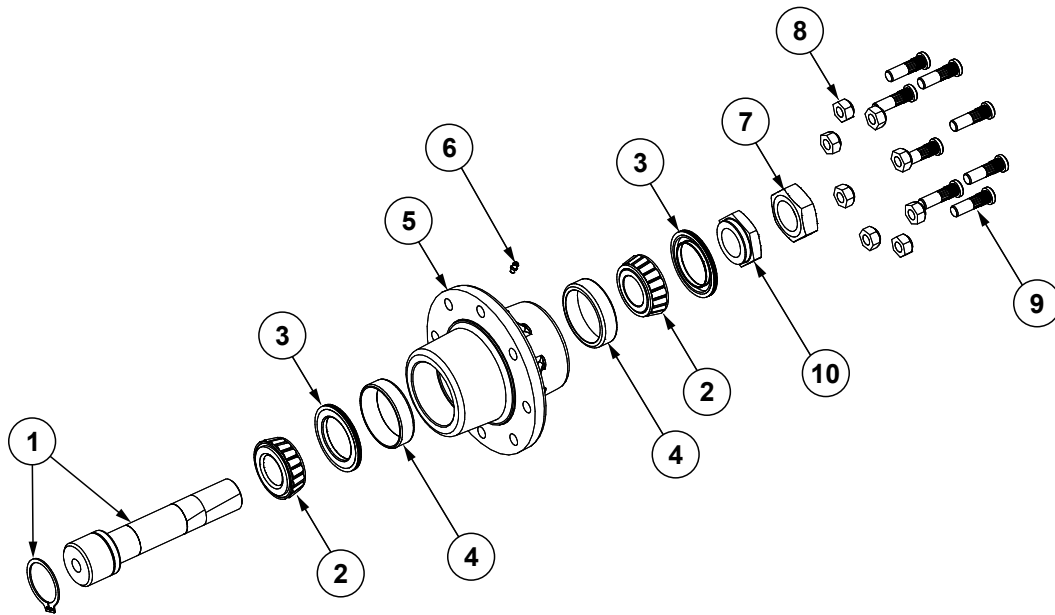
ITEM	PART NO.	QTY.	DESCRIPTION
1	G10882601	1	L.H. Wing
	G10882602	1	R.H. Wing
2	G10995801	1	Wing Wheel Module
3	G10998101	1	See "Hub and Spindle Assembly" on page P124
4	G10993001	-	Tire, VF245/70R19.5 (142D-40 MPH)
	G10993101	-	Rim, 7.5" x 22.5", 8 Bolt W/Stem Guard
	GA7434	-	Valve Stem
5	G10448	2	Hex Head Cap Screw, 7/8"-9 x 2 1/2", Grade 8
6	G10330	2	Lock Washer, 7/8"
7	---	1	See "Wing Cylinder, 12 Row" on page P168 (L.H. Wing)
	---	1	See "Wing Cylinder W/Implement Switch, 12 Row" on page P172 (R.H. Wing)
8	G11396	2	Flat Washer, 1 1/4" SAE
9	G10460	4	Cotter Pin, 1/4" x 2"
10	G10325	2	Hex Head Cap Screw, 3/8"-16 x 2 3/4"
11	G10108	8	Lock Nut, 3/8"-16
12	GD29104-26	1	Pin, 1.25" O.D. x 8.375"
13	GD29104-27	1	Pin, 1.25" O.D. x 14.312"
14	GD29104-07	1	Pin, 1.25" O.D. x 4.75"
15	G10633801	1	Toolbox
16	GD2558	1	Lynch Pin, 1/4"
17	G11553	2	Hex Head Cap Screw, 5/16"-18 x 3"
18	G10106	4	Hex Nut, 5/16"-18
19	G10471	2	Cotter Pin, 3/8" x 2 1/2"
20	G10159	2	Washer, 1 7/8", 10 Gauge (.1345")
21	G10562901	2	Cotter Pin, 3/8" x 3 1/2"
22	GD35414-18.75	2	Edge Trim Protection, 3/8" x 5/8" x 18.75"
23	G10111	2	Lock Nut, 1/2"-13
24	G10216	2	Washer, 1/2" USS
25	G11857	1	Hex Head Cap Screw, 7/8"-9 x 2", Grade 5
26	G10636	2	Carriage Bolt, 1/2"-13 x 1 1/2"
27	G10418	1	Lock Nut, 7/8"-9
28	G10995601	1	Scraper Mount Plate
29	G10910001	1	Slotted Scraper Plate
30	G11603	6	Carriage Bolt, 3/8"-16 x 4", Grade 5
31	G10547101	12	4 Section Clamp
32	G10548201	1	4 Section Clamp Plate
33	GD35449	1	Double Tube Clamp, 1"
34	G10879401	1	Fertilizer Harness Rail, L.H. Wing
	G10879402	1	Fertilizer Harness Rail, R.H. Wing
35	G10209	4	Washer, 1/4" USS
36	G10110	2	Lock Nut, 1/4"-20, Grade B
37	G10162	2	Hex Head Cap Screw, 1/4"-20 x 3 1/4"
38	---	1	See "Hydraulic Valve Block on Outer Wings" on page P192
39	G10902701	1	Transport Catch
44	GD35413-11.375	1	Edge Trim Protection, 1/4" x 1/2" x 11.375"
41	G10107	4	Lock Nut, 5/8"-11
42	G11043	4	Carriage Bolt, 5/8"-11 x 1 1/2"

(108536)



ITEM	PART NO.	QTY.	DESCRIPTION
1	G10882701	1	L.H. Wing
	G10882702	1	R.H. Wing
2	G10995801	2	Wing Wheel Module
3	G10448	4	Hex Head Cap Screw, 7/8"-9 x 2 1/2", Grade 8
4	G10330	4	Lock Washer, 7/8"
5	G10993001	-	Tire, VF245/70R19.5 (142D-40 MPH)
	G10993101	-	Rim, 7.5" x 22.5", 8 Bolt W/Stem Guard
	GA7434	-	Valve Stem
6	G10998101	2	See "Hub and Spindle Assembly" on page P124
7	---	2	See "Wing Cylinder, 16 Row" on page P170
8	G10325	4	Hex Head Cap Screw, 3/8"-16 x 2 3/4"
9	G10108	12	Lock Nut, 3/8"-16
10	G11396	4	Flat Washer, 1 1/4" SAE
11	G10460	6	Cotter Pin, 1/4" x 2"
12	GD29104-26	2	Pin, 1.25" O.D. x 8.375"
13	GD29104-07	2	Pin, 1.25" O.D. x 4.75"
14	GD29104-27	2	Pin, 1.25" O.D. x 14.312"
15	G10633801	1	Toolbox
16	GD2558	1	Lynch Pin, 1/4"
17	G11553	2	Hex Head Cap Screw, 5/16"-18 x 3"
18	G10106	4	Hex Nut, 5/16"-18
19	G10471	2	Cotter Pin, 3/8" x 2 1/2"
20	G10159	2	Washer, 1 7/8", 10 Gauge (.1345")
21	G10562901	2	Cotter Pin, 3/8" x 3 1/2"
22	GD35414-18.75	4	Edge Trim Protection, 3/8" x 5/8" x 18.75"
23	G10111	4	Lock Nut, 1/2"-13
24	G11857	2	Hex Head Cap Screw, 7/8"-9 x 2", Grade 5
25	G10418	2	Lock Nut, 7/8"-9
26	G10636	4	Carriage Bolt, 1/2"-13 x 1 1/2"
27	G10216	4	Washer, 1/2" USS
28	G10995601	2	Scraper Mount
29	G10910001	2	Slotted Scraper
30	G11603	6	Carriage Bolt, 3/8"-16 x 4", Grade 5
31	G10547201	2	5 Section Clamp
32	G10548301	1	5 Section Clamp Plate
33	G10049	2	Hex Head Cap Screw, 3/8"-16 x 2 1/2"
34	G10547101	12	4 Section Clamp
35	G10548201	1	4 Section Clamp Plate
36	GD35449	2	Double Tube Clamp, 1"
37	G10503	2	Hex Jam Nut, 5/8"-11, Grade 2
38	G10879401	1	Fertilizer Harness Rail, L.H. Wing
	G10879402	1	Fertilizer Harness Rail, R.H. Wing
39	G10884501	1	Fertilizer Harness Rail
40	G10209	4	Washer, 1/4" USS
41	G10110	2	Lock Nut, 1/4"-20, Grade B
42	G10162	2	Hex Head Cap Screw, 1/4"-20 x 3 1/4"
43	---	---	See "Hydraulic Valve Block on Outer Wings" on page P192
44	---	-	See "Wing Cylinder W/Implement Switch, 16 Row" on page P173 (R.H. Wing)
45	G10902701	-	Transport Catch
46	GD35413-11.375	4	Edge Trim Protection, 1/4" x 1/2" x 11.375"
47	G11043	-	Carriage Bolt, 5/8"-11 x 1 1/2"
48	G10107	-	Lock Nut, 5/8"-11

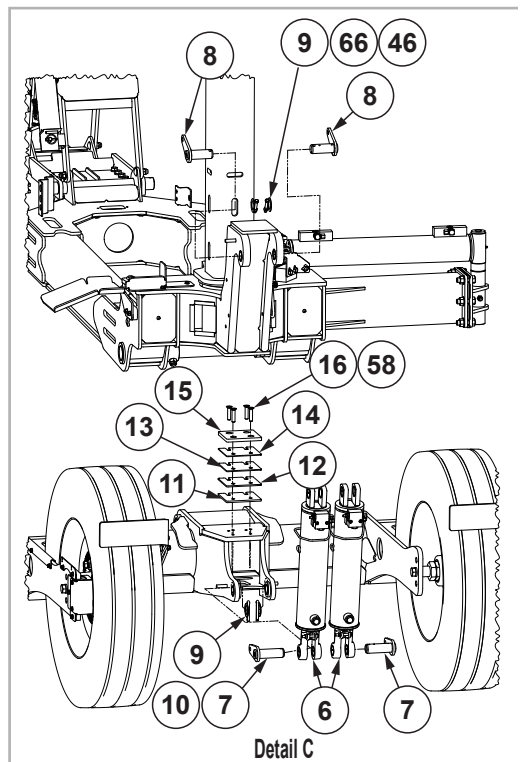
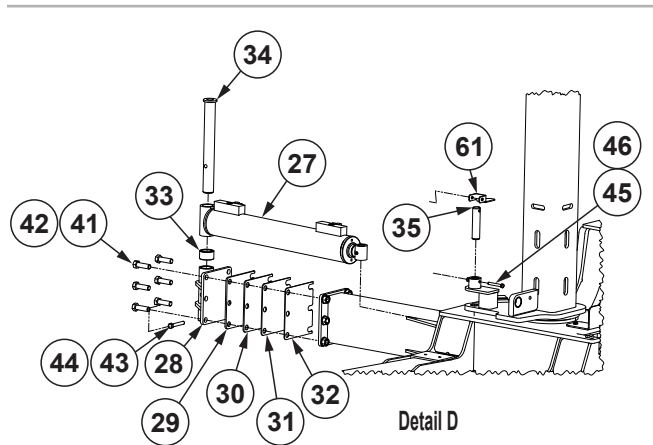
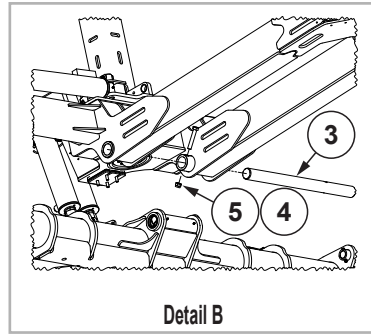
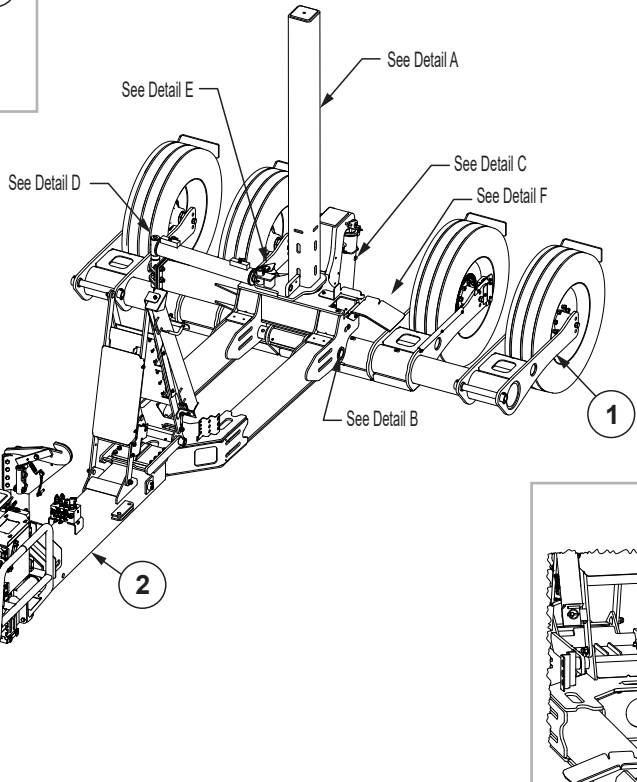
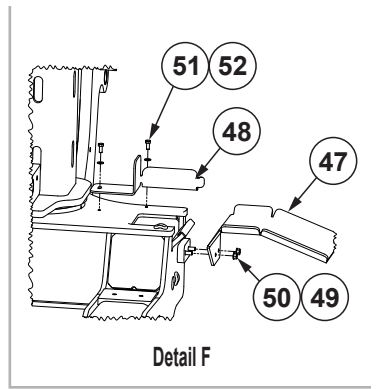
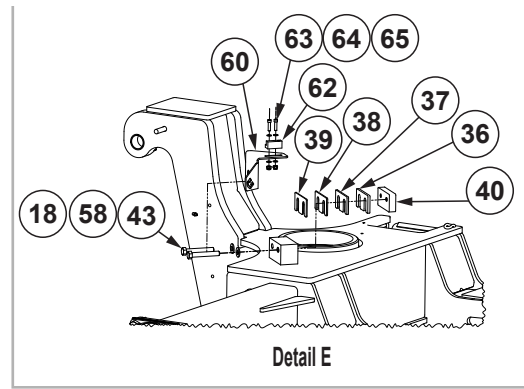
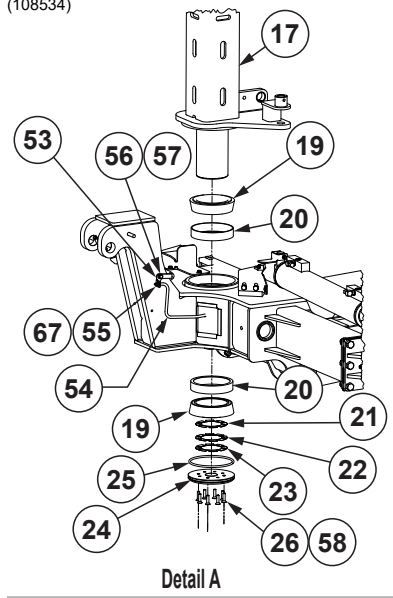
(109981)



ITEM	PART NO.	QTY.	DESCRIPTION
1	G10998001	1	Spindle W/Retaining Ring (Wing Tires and 12 Row Transport Tires)
	G10035501	1	Spindle W/Retaining Ring (16 Row Transport Tires)
	G10913	1	External Retaining Ring, 2½" (Included W/G10998001 and G10035501)
2	GA4723	2	Bearing
3	GA4722	2	Seal
4	GD7079	2	Cup
5	G10693801	1	8 Bolt Hub
6	G10640	1	Grease Fitting, ¼"-28
7	GD7864	1	Special Hex Nut, 1¼"-12 UNF
8	G10825001	8	Lug Nut, ⅝"-18, Grade 8
9	GR0528	8	Stud, ⅝"-18 x 2¼", Grade 8 (Used W/G10998101 and G10035401)
	GD18676	8	Stud, ⅝"-18 x 2¾", Grade 8 (Used W/G10998102 and G10615801)
10	GD7089	1	Special Nut, 1¼"-12 UNF
A	G10998101	-	Hub and Spindle Assembly, Items 1-10 (Wing and 12 Row Outer Transport Tire)
B	G10998102	-	Hub and Spindle Assembly, Items 1-10 (12 Row Inner Transport Tire)
C	G10035401		Hub and Spindle Assembly, Items 1-10 (16 Row Outer Transport Tire)
D	G10615801		Hub and Spindle Assembly, Items 1-10 (16 Row Inner Transport Tire)

This page left blank intentionally.

(108534)

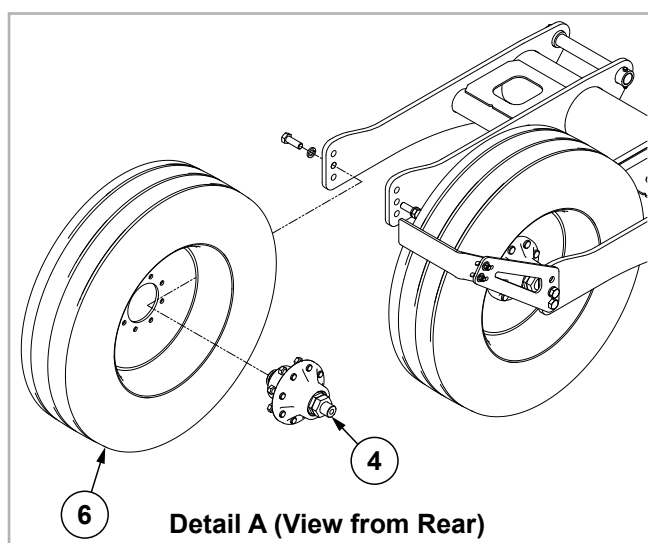
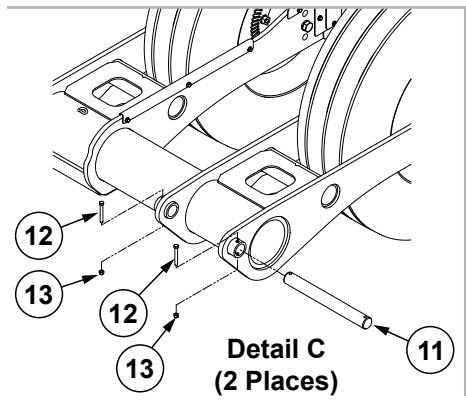
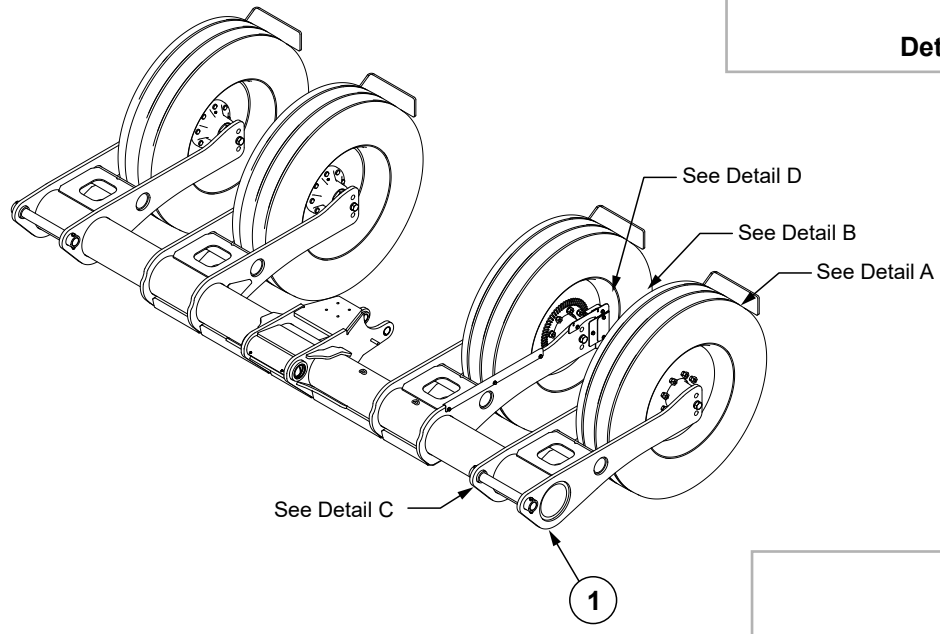
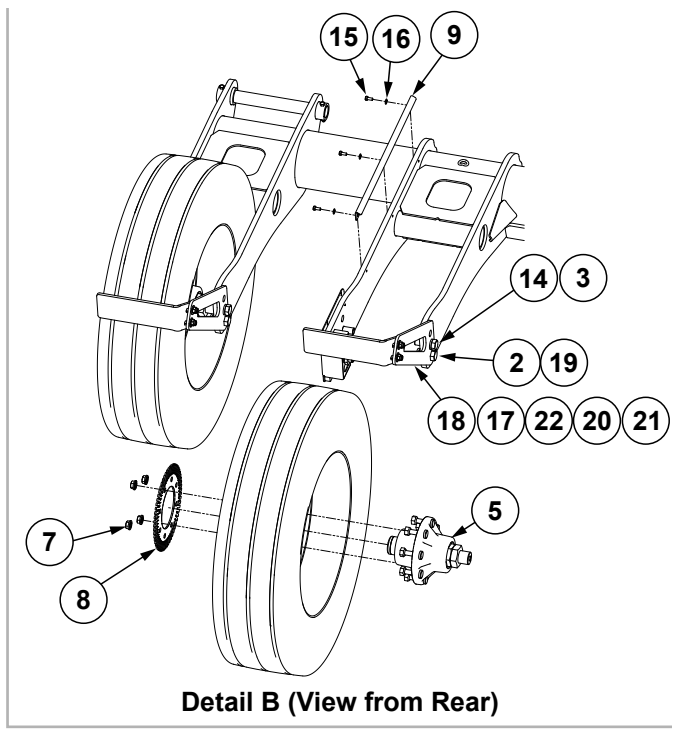
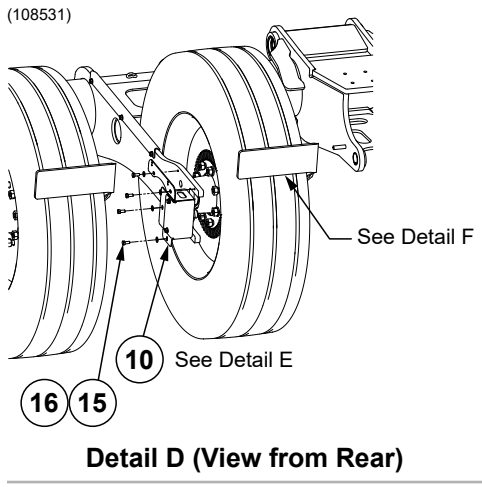


ITEM	PART NO.	QTY.	DESCRIPTION
1	---	1	See "Axle Assembly" on page P131
2	---	1	See "Hitch" on page P104
3	G10901601	1	Hitch Axle Pin
4	G10932001	1	Hex Head Cap Screw, ¾"-10 x 4½", Grade 8
5	G10112	1	Lock Nut, ¾"-10
6	G10826001	2	See "Rockshaft Transport Lift Cylinder, 12 Row" on page P176
	G10843701	2	See "Rockshaft Transport Lift Cylinder, 16 Row" on page P177
7	G10488201	2	Greasable Hammer Pin, 1.5" O.D.
8	G11052101	2	Greasable Hammer Pin, 1.5" O.D.
9	G10384501	4	Bushing, 1½" I.D. x 2¼" O.D., 18 Gauge (.0478")
10	G10471	2	Cotter Pin, ⅜" x 2½"
11	G10272501	2	Shim, 6" x 6" x .25"
12	G10272502	2	Shim, 6" x 6" x 7 Gauge (.1793")
13	G10272503	2	Shim, 6" x 6" x 10 Gauge (.1345")
14	G10272504	2	Shim, 6" x 6" x 12 Gauge (.1046")
15	G10272701	1	Stop
16	G11835	4	Hex Flat Head Cap Screw, ½"-13 x 2¼", Grade 8
17	G10277401	1	Center Post
18	G11389	2	Flat Washer, ½" Plated SAE
19	GA7096	2	Cone
20	GD10011	2	Cup Bearing
21	G10485001	2	Bearing Shim, .005"
22	G10485002	2	Bearing Shim, .007"
23	G10485003	2	Bearing Shim, .020"
24	G10485101	1	Center Post End Cap
25	GD9130	1	O-Ring
26	G11289	8	Hex Flat Head Cap Screw, ⅝"-16 x 1½"
27	G11066601	1	See "Rotation Cylinder" on page P175
28	G10386801	1	Cylinder Mount
29	G10486401	1	Rotate Cylinder Mount Shim, .25"
30	G10486402	1	Rotate Cylinder Mount Shim, 7 Gauge (.1793")
31	G10486403	1	Rotate Cylinder Mount Shim, 10 Gauge (.1345")
32	G10486404	1	Rotate Cylinder Mount Shim, 12 Gauge (.1046")
33	G10533601	1	Sleeve Spacer
34	G10486701	1	Pin, 1.75" O.D. W/Cross Hole
35	G10487201	1	Pin, 1.25" O.D. x 5.375" W/Cross Hole
36	G10487101	1	Rotate Cylinder Stop Shim, .25"
37	G10487102	1	Rotate Cylinder Stop Shim, 7 Gauge (.1793")
38	G10487103	1	Rotate Cylinder Stop Shim, 10 Gauge (.1345")
39	G10487104	1	Rotate Cylinder Stop Shim, 12 Gauge (.1046")
40	G10487001	1	Rotate Cylinder Stop
41	G10027	6	Hex Head Cap Screw, ¾"-10 x 2½"
42	G11314	6	Serrated Flange Nut, ¾"-10
43	G10585	3	Hex Head Cap Screw, ½"-13 x 3¼"
44	G10111	1	Lock Nut, ½"-13
45	G10325	1	Hex Head Cap Screw, ⅝"-16 x 2¾"
46	G10108	3	Lock Nut, ⅝"-16
47	G10563501	1	Hose Resting Tray
48	G10563601	1	Hose Guide
49	G10048	2	Hex Head Cap Screw, ⅝"-16 x 2"
50	G11091	2	Serrated Flange Nut, ⅝"-16

(Continued on following page.)

ITEM	PART NO.	QTY.	DESCRIPTION
51	G10043	2	Hex Head Cap Screw, 5/16"-18 x 3/4"
52	G11386	2	Flat Washer, 5/16" SAE
53	G10549101	1	Grease Hose Bracket
54	GA27240-15	1	Grease Hose, 1/8" x 15" (02M NPT - 02M NPSM BH/04-28 UNF)
55	G11094	1	Hex Nut, 1/8"-27 NPSM Bulkhead
56	G10001	2	Hex Head Cap Screw, 3/8"-16 x 1"
57	G11387	2	Flat Washer, 3/8" SAE
58	---	---	---
59	G10300402	2	Steel Tension Bushing, 1.515" I.D. x 1.25"
60	G11010501	1	Rotate Sensor Bracket
61	G11010601	1	Rotate Sensor Target Bracket
62	GA18353	1	Position Switch Magnetic Reed
63	G10374	2	Hex Socket Head Cap Screw, 1/4"-20 x 1"
64	G11328	4	Washer, 1/4"
65	G11320	2	Lock Nut, 1/4"-20, Grade B
66	G10939	2	Hex Head Cap Screw, 3/8"-16 x 2 1/4"
67	G10640	1	Grease Fitting, 1/4"-28

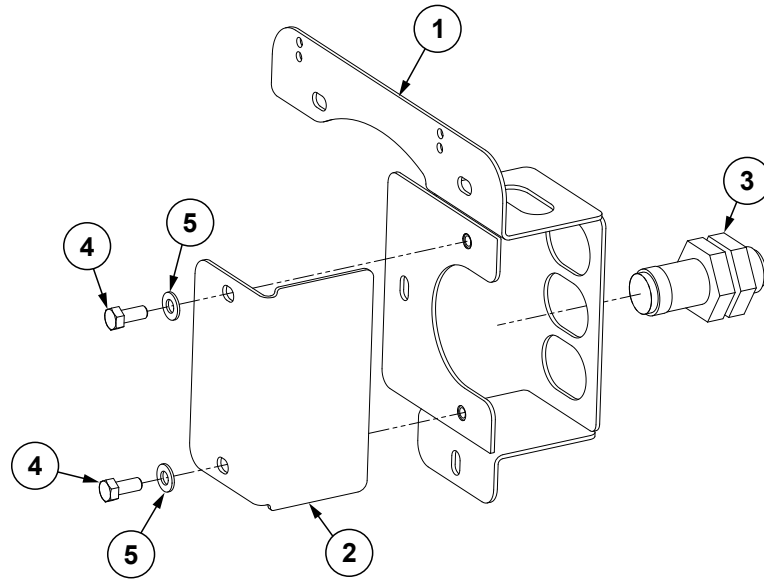
This page left blank intentionally.



ITEM	PART NO.	QTY.	DESCRIPTION
1	G10859801	1	Axle, 16 Row
	G10859803	1	Axle, 12 Row
2	G11857	4	Hex Head Cap Screw, 7/8"-9 x 2", Grade 5
3	G10330	8	Lock Washer, 7/8"
4	G10998101	3	See "Hub and Spindle Assembly" on page P124 , 12 Row
	G10035401	3	See "Hub and Spindle Assembly" on page P124 , 16 Row
5	G10998102	1	See "Hub and Spindle Assembly" on page P124 , 12 Row
	G10615801	1	See "Hub and Spindle Assembly" on page P124 , 16 Row
6	G10993001	1	Tire, VF245/70R19.5 (142D-40 MPH), 12 Row
	G10993101	1	Rim, 7.5" x 22.5", 8 Bolt W/Stem Guard, 12 Row
	G10022501	1	Tire, VF295/75R22.5, 16 Row
	G10861001	1	Rim, 8.25 x 22.5, 8 Bolt W/Stem Guard, 16 Row
	GA7434	1	Valve Stem
7	G11254	4	Serrated Flange Nut, 5/8"-18
8	GD18643	1	Jump Start Wheel
9	G10860801	1	Cable Guard
10	---	1	See "Jump Start Assembly" on page P132
11	G10272603	2	Pin, 1 3/4" x 14.5" W/Cross Hole, 12 Row
	G10272601	2	Pin, 1 3/4" x 15.625" W/Cross Hole, 16 Row
12	G10062	4	Hex Head Cap Screw, 3/8"-16 x 3"
13	G10108	4	Lock Nut, 3/8"-16
14	G10448	8	Hex Head Cap Screw, 7/8"-9 x 2 1/2", Grade 8
15	G10043	7	Hex Head Cap Screw, 5/16"-18 x 3/4"
16	G11386	7	Flat Washer, 5/16" SAE
17	G10910001	4	Slotted Scraper
18	G10995601	4	Scraper Mount, 12 Row
	G10910101	4	Scraper Mount, 16 Row
19	G10418	4	Lock Nut, 7/8"-9
20	G10216	8	Washer, 1/2" USS
21	G10636	8	Carriage Bolt, 1/2"-13 x 1 1/2"
22	G10111	8	Lock Nut, 1/2"-13

(109001)

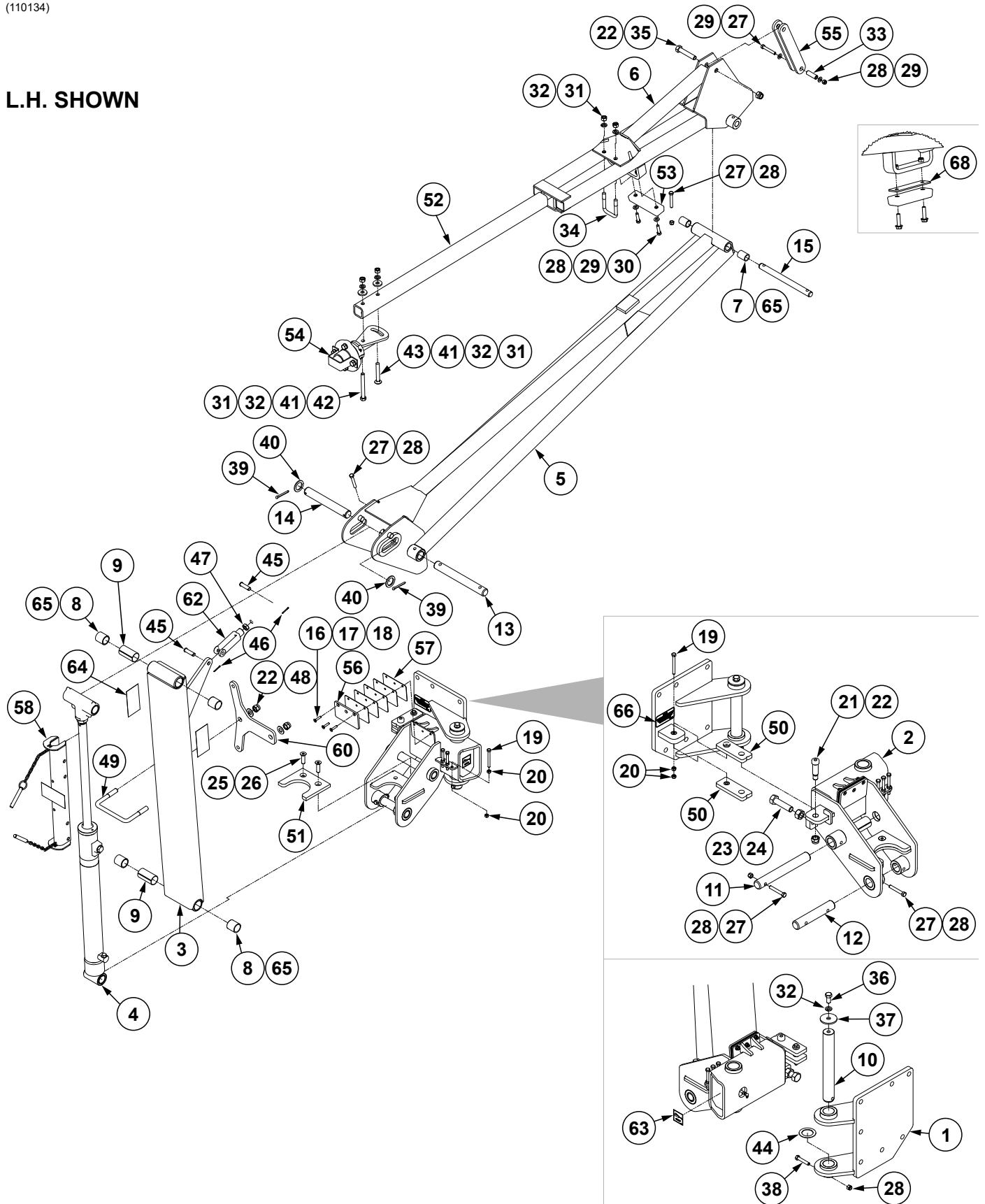
16 Row Shown



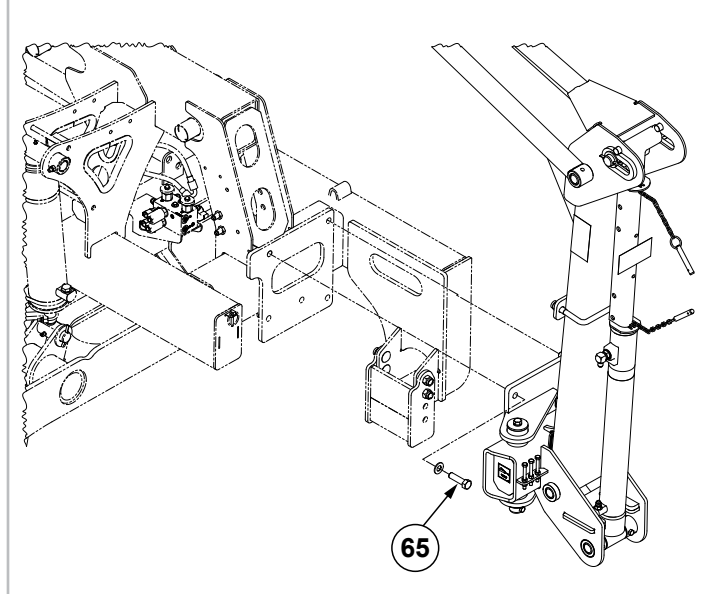
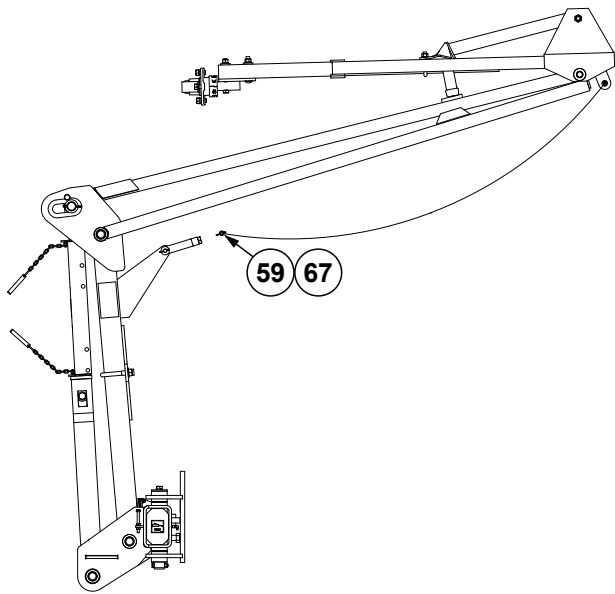
ITEM	PART NO.	QTY.	DESCRIPTION
1	G10996701	1	Jump Start Sensor Bracket, 12 Row
	G10899901	1	Jump Start Sensor Bracket, 16 Row
2	G10996801	1	Jump Start Sensor Cover, 12 Row
	G10899801	1	Jump Start Sensor Cover, 16 Row
3	GA13204	1	Motion Sensor
4	G10043	2	Hex Head Cap Screw, 5/16"-18 x 3/4"
5	G11386	2	Flat Washer, 5/16" SAE

(110134)

L.H. SHOWN



(Continued on following pages.)

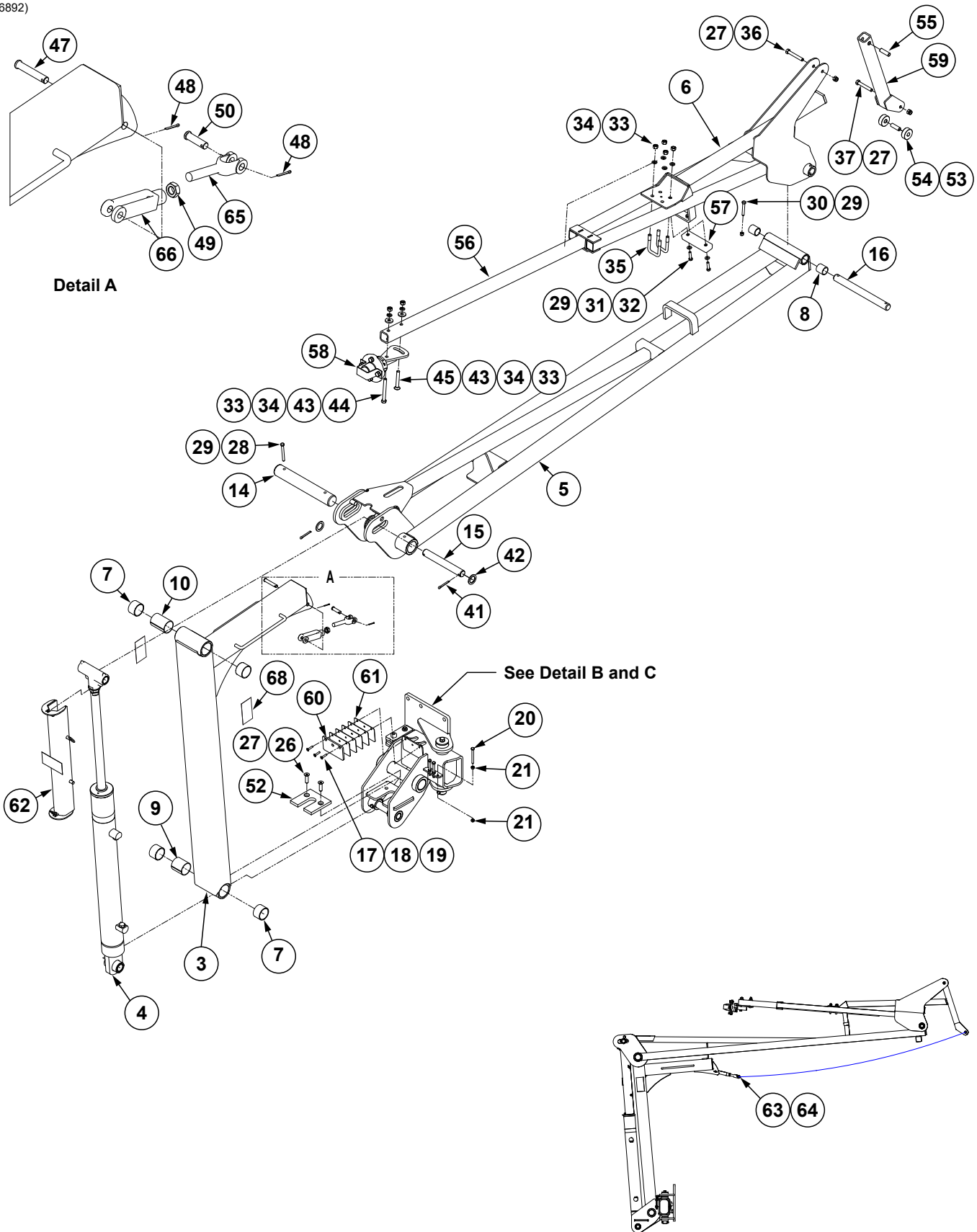


ITEM	PART NO.	QTY. (Per Assy.)	DESCRIPTION
1	G10305701	1	L.H. Marker Pivot
	G10522701	1	R.H. Marker Pivot
2	G10700501	1	L.H. Outer Breakaway, 12 Row
	G10700502	1	R.H. Outer Breakaway, 12 Row
	G10779	1	Grease Fitting, 90°, ¼"-28
	G11023101	2	Grease Fitting, Straight Extension, ¼"-28
3	G10819501	1	First Stage Marker, 12 Row
4	G11012701	1	See "Row Marker Cylinder, 12 Row" on page P184
5	G11012501	1	Second Stage Marker
6	G10509901	1	Third Stage Marker, 12 Row
7	G10522601	2	Bearing, .8826 I.D x 1½"
8	G10522401	4	Bearing, 1.2579 I.D. x 1½"
9	G10819701	2	Split Spacer, 1½" O.D. x .065" W x 2.875"
10	GD30379	1	Pin, 1½" O.D. x 11¼"
11	G10487202	1	Pin, 1¼" O.D. x 9⅝" W/Cross Hole
12	GD29104-23	1	Pin, 1¼" O.D. x 7"
13	GD29104-24	1	Pin, 1¼" O.D. x 10-5/8"
14	GD10486	1	Pin, 1¼" x 9"
15	G10500101	1	Pin, ⅞" O.D. x 10⅞"
16	G11657	3	Hex Flat Head Cap Screw, ¼"-20 x 1¼"
17	G11385	3	Flat Washer, ¼" SAE
18	G10110	3	Lock Nut, ¼"-20, Grade B
19	G11553	4	Hex Head Cap Screw, ⅝"-18 x 3"
20	G10106	8	Hex Nut, ⅝"-18
21	GD36715	1	Shoulder Bolt, ⅝"-11 x 1¾"
22	G10107	4	Lock Nut, ⅝"-11
23	G10105	1	Hex Nut, ¾"-10
24	G10543	1	Hex Head Cap Screw, ¾"-10 x 3", Full Thread
25	G11534	2	Hex Flat Head Counter Sunk, ½"-13 x 1¼"
26	G10111	2	Lock Nut, ½"-13
27	G10049	5	Hex Head Cap Screw, ⅜"-16 x 2½"

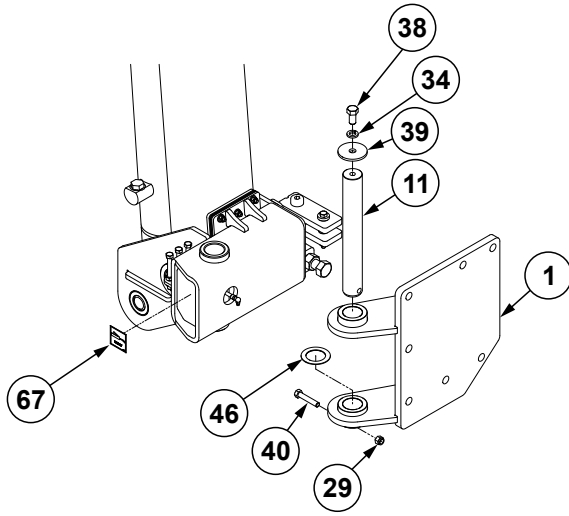
Continued on the next page.

ITEM	PART NO.	QTY. (Per Assy.)	DESCRIPTION
28	G10108	8	Lock Nut, 3/8"-16
29	G11387	4	Flat Washer, 3/8" SAE
30	G10003	2	Hex Head Cap Screw, 3/8"-16 x 1 1/2"
31	G10102	4	Hex Nut, 1/2"-13
32	G10228	5	Lock Washer, 1/2"
33	GD2971-11	1	Sleeve, 1 7/8" Long
34	GD2721	1	U-Bolt, 2" x 2" x 1/2"-13
35	G10862	1	Hex Head Cap Screw, 5/8"-11 x 3 1/4"
36	G10014	1	Hex Head Cap Screw, 1/2"-13 x 1"
37	GD18828	1	Washer
38	G10048	1	Hex Head Cap Screw, 3/8"-16 x 2"
39	G10460	2	Cotter Pin, 1/4" x 2"
40	G10159	2	Washer, 1 7/8", 10 Gauge (.1345")
41	G10168	2	Machine Bushing, 1/2", 7 Gauge (.1793")
42	G10045	1	Hex Head Cap Screw, 1/2"-13 x 4 1/2"
43	G10844	1	Carriage Bolt, 1/2"-13 x 3 1/2"
44	G10450	1	Washer, 2 1/4", 18 Gauge (.0478")
45	G10560	2	Clevis Pin, 1/2" x 1 3/4"
46	G10451	2	Cotter Pin, 1/8" x 1"
47	G10503	1	Hex Jam Nut, 5/8"-11, Grade 2
48	G11391	2	Flat Washer, 5/8" SAE
49	GD11489	1	U-Bolt, 3" x 6" x 5/8"-11
50	GA18485	2	Shear Strap
51	G10500201	1	Wear Stop
52	GD0453-02	1	Extension Tube, 40"
	GD0453-05	-	Extension Tube, 55" (Even Row)
53	GA9145	1	Molded Stop, 6 1/4" Long
54	GA26909	1	See "Row Marker Spindle/Hub/Blade" on page P140
55	GA8072	1	Linkage, 10"
56	GD26790	1	Stop Pad
57	GD26789	5	Shim Stop
58	GA24754	1	Cylinder Lock-Up
59	G3302-04	1	Coil Chain, No. 9/0, 36 Links
60	GD26962	1	Lockup Storage Plate
62	GD8218	1	Yoke
63	G7100-110	1	See "Decals, Paint, and Miscellaneous" on page P285
64	G7100-397	2	See "Decals, Paint, and Miscellaneous" on page P285
65	G11685	5	Hex Head Cap Screw, 5/8"-11 x 2 1/4", Grade 8
	G11391	10	Flat Washer, 5/8" SAE
	G11510	5	Locknut, 5/8"-11, Grade 8
66	G10962501	1	See "Decals, Paint, and Miscellaneous" on page P285
67	GD10674-09	1	Chain Cover, 70"
68	G10959901	1	Shim, 6" x 1 1/2" x 10 Gauge (.1345")

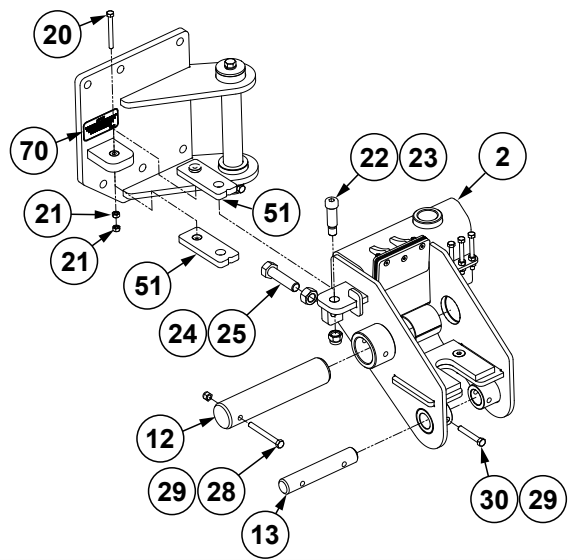
(106892)



Detail C



Detail B



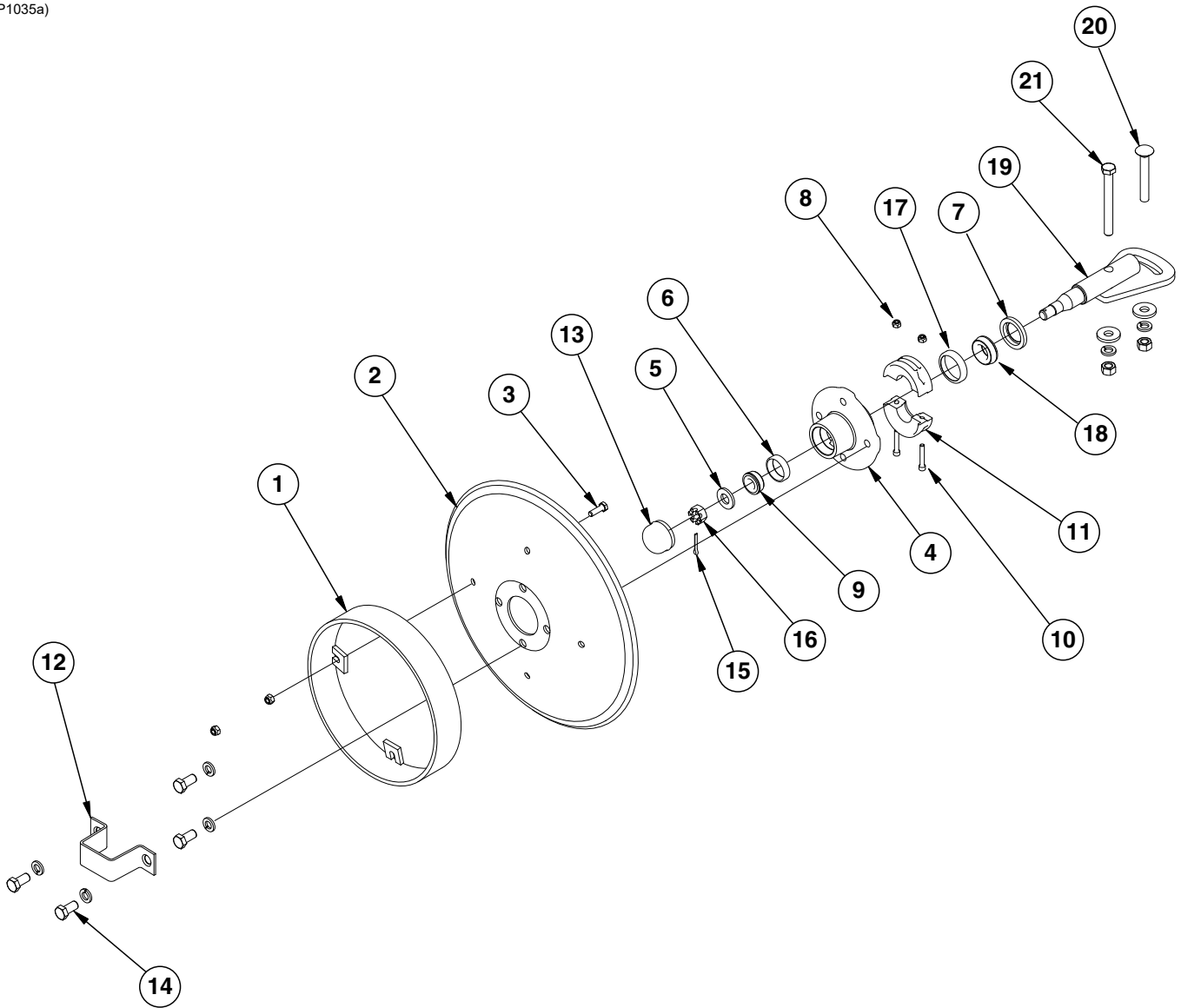
ITEM	PART NO.	QTY. (Per Assy.)	DESCRIPTION
1	G10689101	1	L.H. Marker Pivot
	G10689102	---	R.H. Marker Pivot
2	G10689501	1	L.H. Outer Breakaway, 16 Row
	G10689502	1	R.H. Outer Breakaway, 16 Row
	G10779	1	Grease Fitting, 90°, 1/4"-28
	G11023101	2	Grease Fitting, Straight Extension, 1/4"-28
3	G10819201	1	First Stage Marker, 16 Row
4	G10528401	1	See "Row Marker Cylinder, 16 Row" on page P185
5	G10524201	1	Second Stage
6	G10524501	1	Third Stage
7	G10529001	4	Bearing, 2.1353" I.D x 1 1/2"
8	G10522401	2	Bearing, 1.2579" I.D. x 1 1/2"
9	G10819601	1	Split Spacer, 2 3/8" O.D. x .95W x 2 1/2"
10	G10819602	1	Split Spacer, 2 3/8" O.D. x .95W x 3 3/8"
11	GD30379	1	Pin, 1 1/2" O.D. x 11 1/4"
12	G10529801	1	Pin, 2 1/8" x 10" W/Cross Hole
13	GD29104-23	1	Pin, 1 1/4" O.D. x 7"
14	G10529201	1	Pin, 2 1/8" x 13 3/4" W/Cross Hole
15	GD10186	1	Pin, 1 1/4" x 9 1/2"
16	GD29104-25	1	Pin, 1 1/4" O.D. x 13 1/4"
17	G11657	3	Hex Flat Head Cap Screw, 1/4"-20 x 1 1/4"
	G11180	---	Hex Flat Head Counter Sunk Cap Screw, 1/4"-20 x 1"
18	G11385	3	Flat Washer, 1/4" SAE
19	G10110	3	Lock Nut, 1/4"-20, Grade B
20	G11553	4	Hex Head Cap Screw, 5/16"-18 x 3"
21	G10106	8	Hex Nut, 5/16"-18
22	GD36715	1	Shoulder Bolt, 5/8"-11 x 1 3/4"
23	G10107	1	Lock Nut, 5/8"-11
24	G10105	1	Hex Nut, 3/4"-10
25	G10543	1	Hex Head Cap Screw, 3/4"-10 x 3", Full Thread

Continued on following page.

ITEM	PART NO.	QTY. (Per Assy.)	DESCRIPTION
26	G11534	2	Hex Flat Head Counter Sunk, 1/2"-13 x 1 3/4"
27	G10111	4	Lock Nut, 1/2"-13
28	G10061	2	Hex Head Cap Screw, 3/8"-16 x 3 1/2"
29	G10108	7	Lock Nut, 3/8"-16
30	G10049	2	Hex Head Cap Screw, 3/8"-16 x 2 1/2"
31	G11387	2	Flat Washer, 3/8" SAE
32	G10003	2	Hex Head Cap Screw, 3/8"-16 x 1 1/2"
33	G10102	6	Hex Nut, 1/2"-13
34	G10228	7	Lock Washer, 1/2"
35	GD2721	2	U-Bolt, 2" x 2" x 1/2"-13
36	G10033	1	Hex Head Cap Screw, 1/2"-13 x 3 1/2"
37	G10585	1	Hex Head Cap Screw, 1/2"-13 x 3 1/4"
38	G10014	1	Hex Head Cap Screw, 1/2"-13 x 1"
39	GD18828	1	Washer
40	G10048	1	Hex Head Cap Screw, 3/8"-16 x 2"
41	G10460	2	Cotter Pin, 1/4" x 2"
42	G10159	2	Washer, 1 7/8", 10 Gauge (.1345")
43	G10168	2	Machine Bushing, 1/2", 7 Gauge (.1793")
44	G10045	1	Hex Head Cap Screw, 1/2"-13 x 4 1/2"
45	G10844	1	Carriage Bolt, 1/2"-13 x 3 1/2"
46	G10450	1	Washer, 2 1/4", 18 Gauge (.0478")
47	G10704501	1	Clevis Pin, 1/2" x 2 3/4"
48	G10451	2	Cotter Pin, 1/8" x 1"
49	G10503	1	Hex Jam Nut, 5/8"-11, Grade 2
50	G10560	1	Clevis Pin, 1/2" x 1 3/4"
51	GA18485	2	Shear Strap
52	G10696301	1	Wear Stop Pad
53	GD19206	1	Chain Sleeve
54	GD19205	2	Chain Spacer
55	GD7904-09	1	Sleeve, 5/8" O.D. x .509" I.D. x 2 5/8"
56	GD0453-03	1	Extension Tube, 50"
	GD0453-08	-	Extension Tube, 65" (Even Row)
57	GA9145	1	Molded Stop, 6 1/4" Long
58	---	1	See "Row Marker Spindle/Hub/Blade" on page P140
59	GA21209	1	Control Arm
60	GD26790	1	Stop Pad
61	GD26789	5	Shim Stop
62	GA18884 G10874	1	Cylinder Lock-up Assembly Detent Pin, 1/2" x 3 1/2" Grip (Included W/GA18884)
63	G3302-16	1	Marker Chain, 39 Links
64	GD10674-08	1	Chain Cover, 75"
65	GD11115	1	Plain Yoke
66	GD8218	1	Yoke
67	G7100-110	1	See "Decals, Paint, and Miscellaneous" on page P285
68	G7100-397	2	See "Decals, Paint, and Miscellaneous" on page P285
69	---	---	---
70	G10962501	1	See "Decals, Paint, and Miscellaneous" on page P285

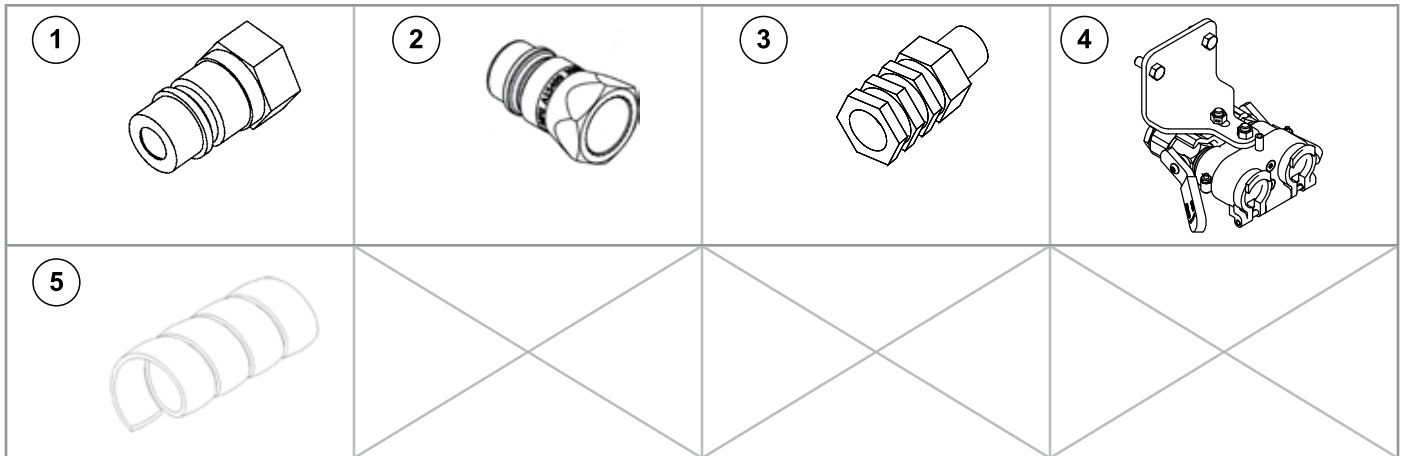
This page left blank intentionally.

(IP1035a)



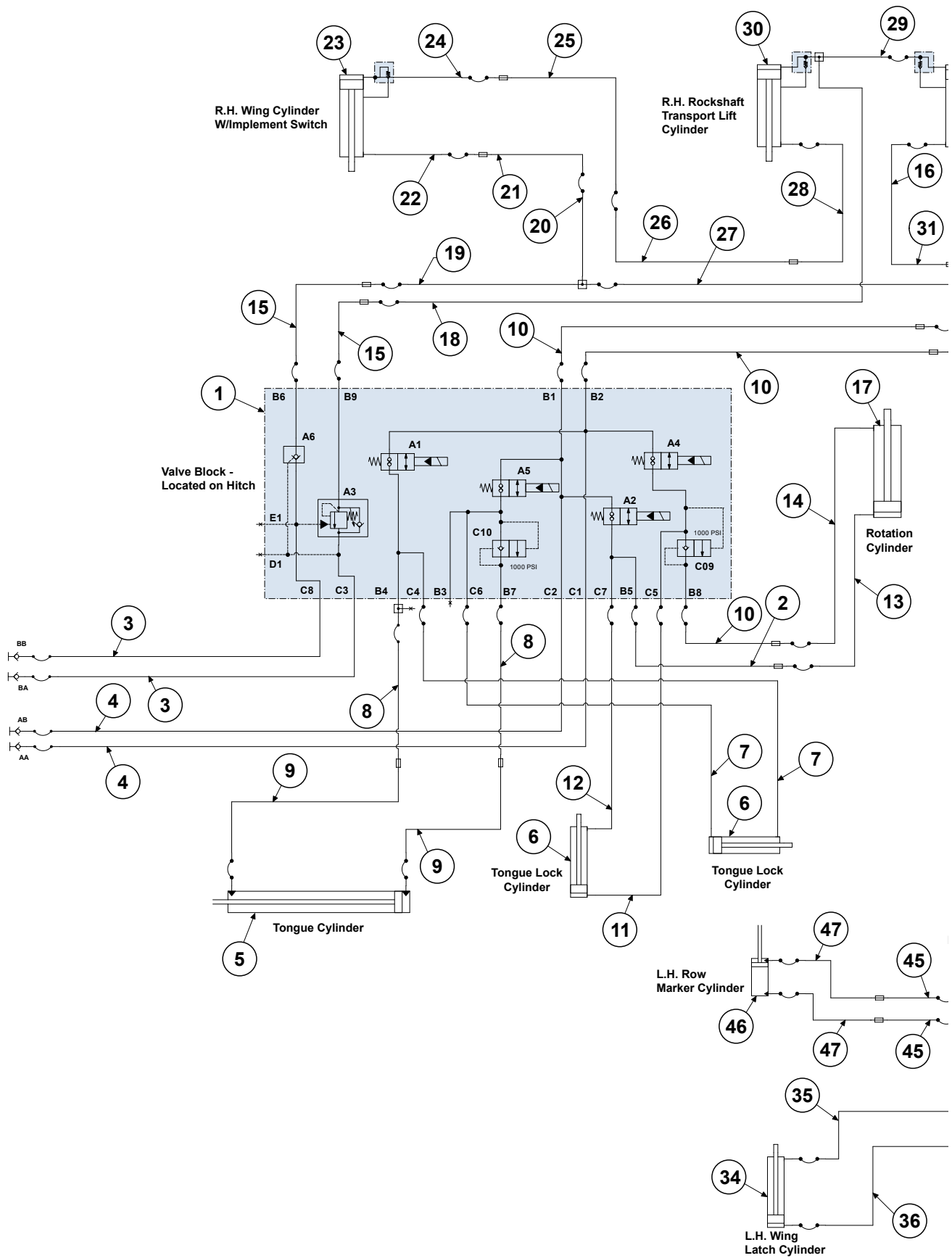
ITEM	PART NO.	QTY. (Per Assy.)	DESCRIPTION
1	GA5853	1	Depth Band
2	GD0746	1	Disc Blade, Solid, 16" (Shown)
	GD10283	-	Disc Blade, Notched, 16" (Optional)
3	G10019	4	Hex Head Cap Screw, 5/16"-18 x 1"
	G10109	4	Lock Nut, 5/16"-18, Grade 8
4	GA26876	1	Hub W/Cups, 4 Bolt (Includes Items 6 and 17)
5	G11391	1	Flat Washer, 5/8" SAE
6	GR0151	1	Outer Cup
7	GD21540	1	Grease Seal
8	G10110	2	Lock Nut, 1/4"-20, Grade B
9	GA0257	1	Bearing
10	G11418	2	Hex Socket Head Cap Screw, 1/4"-20 x 1 1/2"
11	GB0554	2	Hub Shield
12	GD2597	1	Retainer
13	GD0840	1	Dust Cap
14	G10722	4	Hex Head Cap Screw, 1/2"-20 x 1"
	G10228	4	Lock Washer, 1/2"
15	G10544	1	Cotter Pin, 5/32" x 1"
16	G10725	1	Slotted Hex Nut, 5/8"-18
17	GR0150	1	Inner Cup
18	GA0245	1	Bearing
19	GA15151	1	Spindle
20	G10844	1	Carriage Bolt, 1/2"-13 x 3 1/2"
	G10168	1	Machine Bushing, 1/2", 7 Gauge
	G10228	1	Lock Washer, 1/2"
	G10102	1	Hex Nut, 1/2"-13
21	G10045	1	Hex Head Cap Screw, 1/2"-13 x 4 1/2"
	G10168	2	Machine Bushing, 1/2", 7 Gauge
	G10228	2	Lock Washer, 1/2"
	G10102	2	Hex Nut, 1/2"-13
A	GA26909	-	Hub And Spindle Assembly, (Items 4-7, 9, and 12-19)

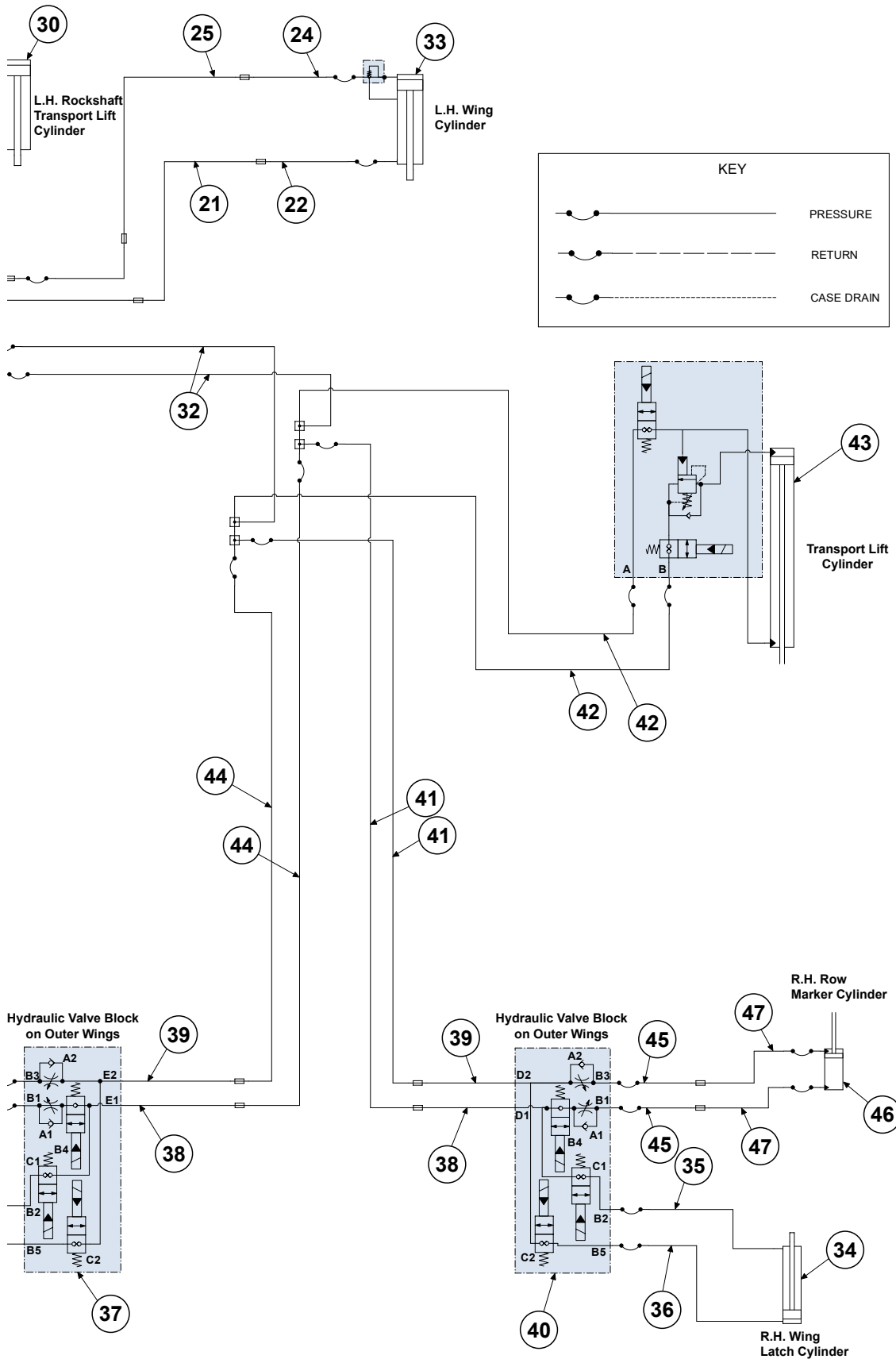
This page left blank intentionally.



ITEM	PART NO.	QTY.	DESCRIPTION
1	GD4086	-	ISO Coupler
2	GA15499 GD25522	- -	Special Pioneer Coupler, Zero Pressure Return Hydraulic Tip Cover
3	GD36866	-	Fitting, 1/2"
4	G1K795	-	Auxiliary Hydraulic Hookup Valve Kit, Includes: (1) Coupler Bracket, (1) Coupler, (2) Hex Head Cap Screws, (2) Large Serrated Flange Nuts, (2) Swivel Tees, (2) 3/8" x 62" Hose Assembly, (1) Instruction Sheet
5	GD19383-03	-	Hose Wrap, 60"

(109487)





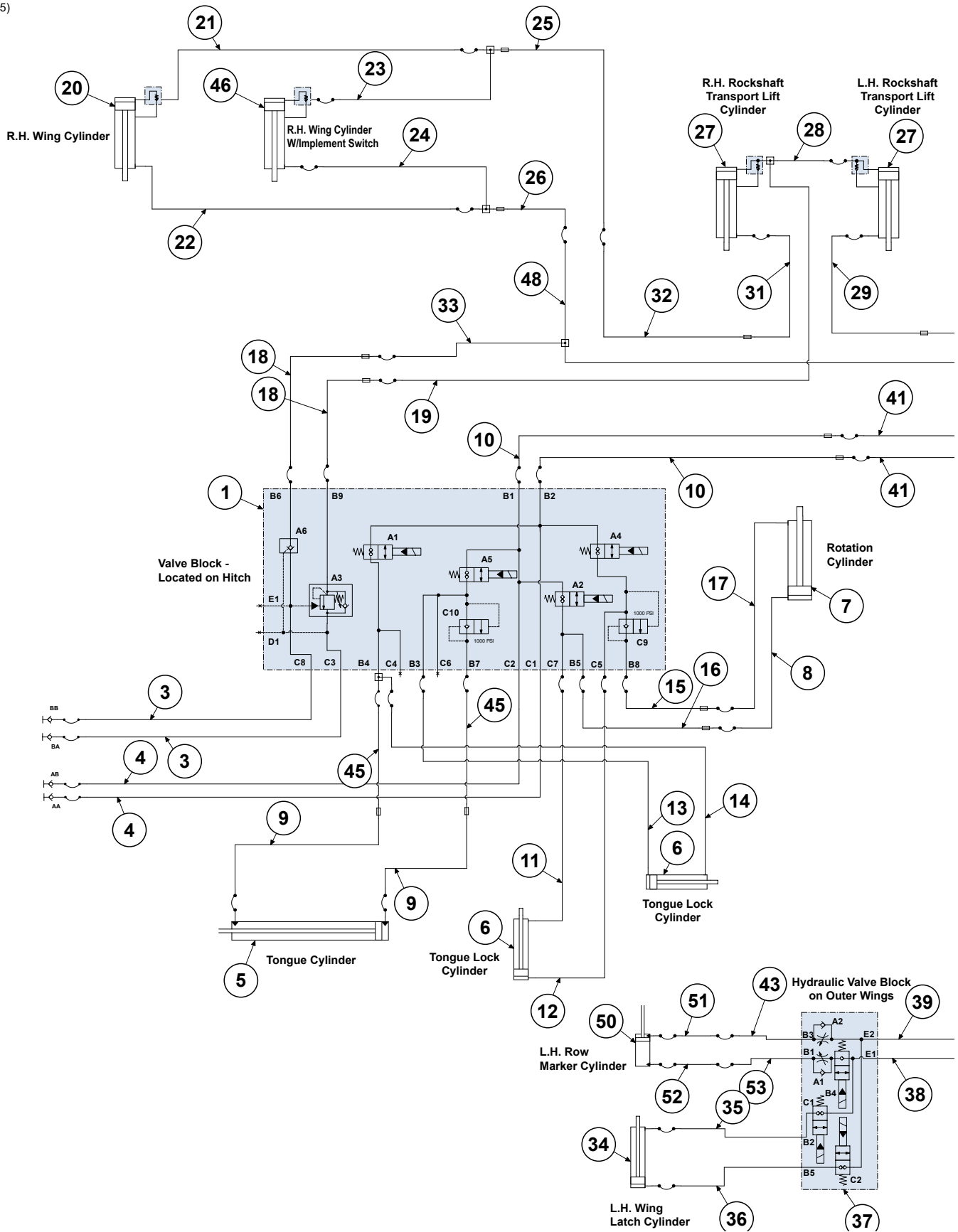
Continued on following page.

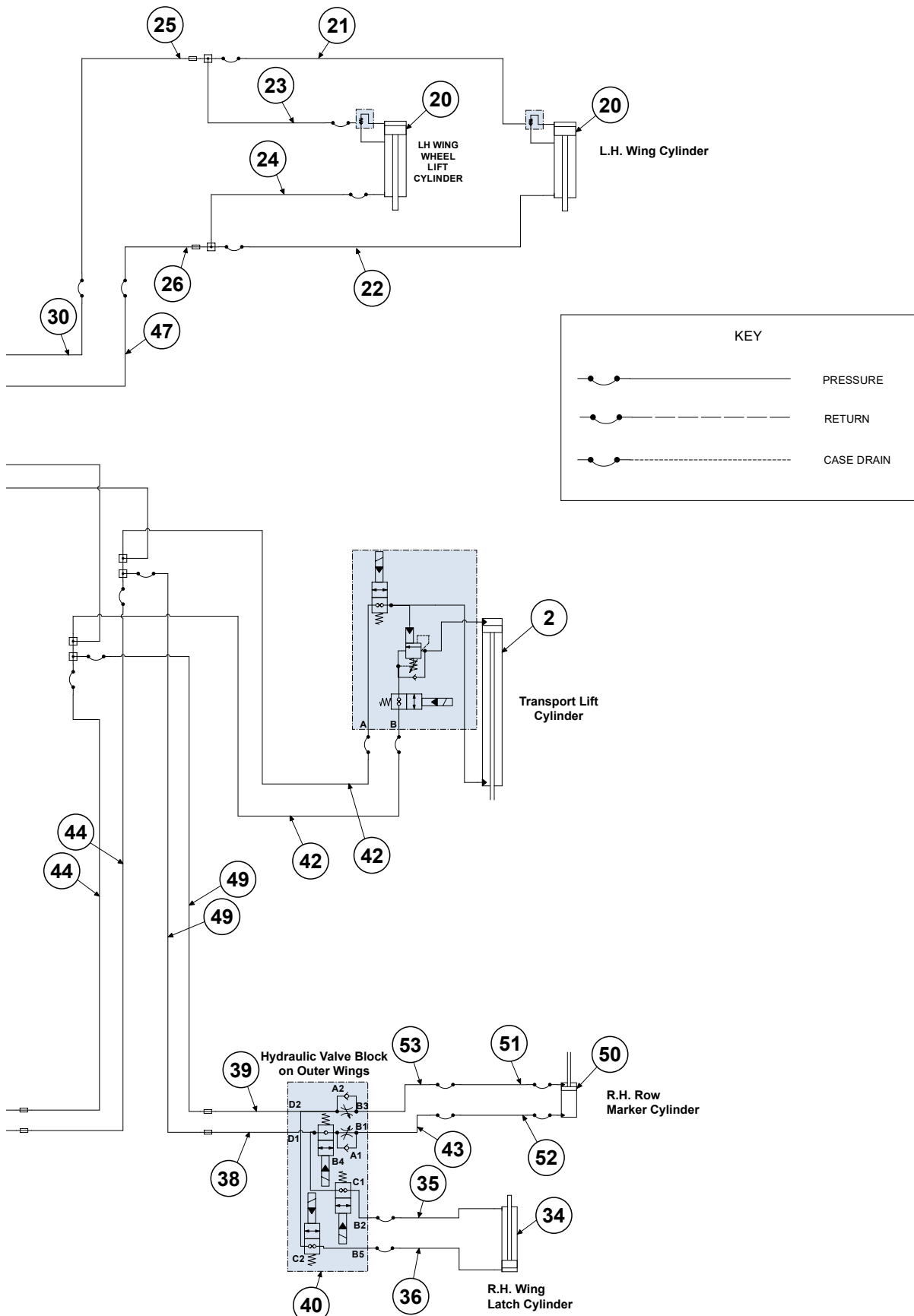
ITEM	PART NO.	QTY.	DESCRIPTION
1	---	1	See "Valve Block - Located on Hitch" on page P190
2	*A15035-68	1	Hose Assembly, $\frac{3}{8}$ " x 68" (06F-08F)
3	*A21545-175	2	Hose Assembly, $\frac{5}{8}$ " AR x 175" (10F-1/2M NPTF W/Ext., W/Tip)
4	*A18692-175	2	Hose Assembly, $\frac{1}{2}$ " AR x 175" (08F-1/2M NPTF W/Ext., W/Tip)
5	G10767502	1	See "Tongue Cylinder" on page P182
6	GA9205	2	See "Tongue Lock Cylinder" on page P186
7	*A25691-81	2	Hose Assembly, $\frac{3}{8}$ " AR x 81" (06F-06F)
8	*A25691-63	2	Hose Assembly, $\frac{3}{8}$ " AR x 63" (06F-06F)
9	*A15092-54	2	Hose Assembly, $\frac{3}{8}$ " x 54" (06F - 08F)
10	*A25691-68	3	Hose Assembly, $\frac{3}{8}$ " AR x 68" (06F-06F)
11	*A15081-62	1	Hose Assembly, $\frac{3}{8}$ " x 62" (06F -06F)
12	*A15081-66	1	Hose Assembly, $\frac{3}{8}$ " x 66" (06F-06F)
13	*A25691-130	1	Hose Assembly, $\frac{3}{8}$ " AR x 130" (06F-06F)
14	*A25691-125	1	Hose Assembly, $\frac{3}{8}$ " AR x 125" (06F-06F)
15	*A11481-76	2	Hose Assembly, $\frac{5}{8}$ " AR x 76" (10F-10F)
16	*A25704-125	1	Hose Assembly, $\frac{1}{2}$ " AR x 125" (08F-08M)
17	G11066601	1	See "Rotation Cylinder" on page P175
18	*A21544-141	1	Hose Assembly, $\frac{5}{8}$ " AR x 141" (10F-10F90S)
19	*A11481-198	1	Hose Assembly, $\frac{5}{8}$ " AR x 198" (10F - 10F)
20	*A27501-112	1	Hose Assembly, $\frac{1}{2}$ " AR x 112" (10F-08M JIC)
21	G10553301	2	Steel Hydraulic Line, O.D. Size $\frac{1}{2}$ "
22	*A15032-36	2	Hose Assembly, $\frac{3}{8}$ " AR x 36" (08F-08F)
23	G10837901	1	See "Wing Cylinder W/Implement Switch, 12 Row" on page P172
24	*A27200-21	2	Hose Assembly, $\frac{3}{8}$ " AR x 21" (08F-08F90S)
25	G10553401	2	Steel Hydraulic Line, O.D. Size $\frac{1}{2}$ "
26	*A25704-109	1	Hose Assembly, $\frac{1}{2}$ " AR x 109" (08F - 08M JIC)
27	*A27501-76	1	Hose Assembly, $\frac{1}{2}$ " AR x 76" (10F-108M JIC)
28	*A18630-135	1	Hose Assembly, $\frac{1}{2}$ " AR x 135" (08F - 08F)
29	*A21530-20	1	Hose Assembly, $\frac{5}{8}$ " x 20" (10F - 10F)
30	G10826001	2	See "Rockshaft Transport Lift Cylinder, 12 Row" on page P176
31	*A25704-73	1	Hose Assembly, $\frac{1}{2}$ " AR x 73" (08F-08M)
32	*A25691-201	2	Hose Assembly, $\frac{3}{8}$ " AR x 201" (06F-06F)
33	G10826701	1	See "Wing Cylinder, 12 Row" on page P168
34	G10597101	2	See "Wing Latch Cylinder" on page P166
35	*A7697-16	2	Hose Assembly, $\frac{1}{4}$ " x 16" (04F90L-06M)
36	*A7682-16	2	Hose Assembly, $\frac{1}{4}$ " x 16" (04F90L - 06F)
37	---	1	See "Hydraulic Valve Block on Outer Wings" on page P192
38	G10552601	2	Steel Hydraulic Line, O.D. Size $\frac{3}{8}$ "
39	G10552701	2	Steel Hydraulic Line, O.D. Size $\frac{3}{8}$ "
40	---	1	See "Hydraulic Valve Block on Outer Wings" on page P192
41	*A26659-126	2	Hose Assembly, $\frac{3}{8}$ " AR x 126" (06F-06M)
42	*A25692-66	2	Hose Assembly, $\frac{3}{8}$ " AR x 66" (06F - 06F90S)
43	G10379401	1	See "Transport Lift Cylinder, 16 Row" on page P180
44	*A26659-70	2	Hose Assembly, $\frac{3}{8}$ " AR x 70" (06F - 06M JIC)
45	*A15096-17	4	Hose Assembly, $\frac{3}{8}$ " x 17" (06F - 06F90S)
46	G11012701	2	See "Row Marker Cylinder, 12 Row" on page P184
47	*A25696-50	4	Hose Assembly, $\frac{3}{8}$ " AR x 50" (06F - 06F90L)

* Hydraulic hose is not stocked by Kinze Repair Parts.

This page left blank intentionally.

(109485)





ITEM	PART NO.	QTY.	DESCRIPTION
1	---	1	See "Valve Block - Located on Hitch" on page P190
2	G10598301	1	See "Transport Lift Cylinder, 16 Row" on page P180
3	*A21545-163	2	Hose Assembly, 5/8" AR x 163" (10F-1/2M NPTF W/Ext., W/Tip)
4	*A18692-163	2	Hose Assembly, 1/2" AR x 163" (08F-1/2M NPTF W/Ext., W/Tip)
5	G10767501	1	See "Tongue Cylinder" on page P182
6	GA9205	2	See "Tongue Lock Cylinder" on page P186
7	G11066601	1	See "Rotation Cylinder" on page P175
8	*A25691-130	1	Hose Assembly, 3/8" AR x 130" (06F-06F)
9	*A15092-56	2	Hose Assembly, 3/8" x 56" (06F-08F)
10	*A25691-140	2	Hose Assembly, 3/8" AR x 140" (06F - 06F)
11	*A15081-50	1	Hose Assembly, 3/8" x 50" (06F - 06F)
12	*A15081-46	1	Hose Assembly, 3/8" x 46" (06F - 06F)
13	*A25691-48	1	Hose Assembly, 3/8" AR" x 48" (06F - 06F)
14	*A25691-142	1	Hose Assembly, 3/8" AR x 142" (06F-06F)
15	*A25691-142	1	Hose Assembly, 3/8" AR x 142" (06F-06F)
16	*A15035-142	1	Hose Assembly, 3/8" AR x 142" (06F-08F)
17	*A25691-125	1	Hose Assembly, 3/8" AR x 125" (06F-06F)
18	*A11481-146	2	Hose Assembly, 5/8" AR x 146" (10F-10F)
19	*A21544-141	1	Hose Assembly, 5/8" AR x 141" (10F-10F90S)
20	G10849101	3	See "Wing Cylinder, 16 Row" on page P170
21	*A27200-46	2	Hose Assembly, 3/8" AR x 46" (08F-08F90S)
22	*A15032-58	2	Hose Assembly, 3/8" AR x 58" (08F-08F)
23	*A27200-21	2	Hose Assembly, 3/8" AR x 21" (08F-08F90S)
24	*A15032-36	2	Hose Assembly, 3/8" AR x 36" (08F-08F)
25	G10553401	2	Steel Hydraulic Line, O.D. Size 1/2"
26	G10553301	2	Steel Hydraulic Line, O.D. Size 1/2"
27	G10843701	2	See "Rockshaft Transport Lift Cylinder, 16 Row" on page P177
28	*A21530-20	1	Hose Assembly, 5/8" x 20" (10F - 10F)
29	*A25704-138	1	Hose Assembly, 1/2" AR x 138" (08F-08M)
30	*A25704-86	1	Hose Assembly, 1/2" AR x 86" (08F-08M)
31	*A18630-144	1	Hose Assembly, 1/2" AR x 144" (08F - 08F)
32	*A25704-160	1	Hose Assembly, 1/2" x 160" (08F - 08M)
33	*A11481-211	1	Hose Assembly, 5/8" AR x 211" (10F - 10F)
34	G10597101	2	See "Wing Latch Cylinder" on page P166
35	*A7697-16	2	Hose Assembly, 1/4" x 16" (04F90L-06M)
36	*A7682-16	2	Hose Assembly, 1/4" x 16" (04F90L-06F)
37	---	1	See "Hydraulic Valve Block on Outer Wings" on page P192
38	G10552601	2	Steel Hydraulic Line, O.D. Size 3/8"
39	G10552701	2	Steel Hydraulic Line, O.D. Size 3/8"
40	---	1	See "Hydraulic Valve Block on Outer Wings" on page P192
41	*A25691-224	2	Hose Assembly, 3/8" AR x 224" (06F-06F)
42	*A25692-93	2	Hose Assembly, 3/8" AR x 93" (06F90S-06F)
43	*A15096-35	2	Hose Assembly, 3/8" x 35" (06F-06F90S)
44	*A26659-70	2	Hose Assembly, 3/8" AR x 70" (06F - 06M JIC)
45	*A25691-136	2	Hose Assembly, 3/8" AR x 136" (06F - 06F)
46	G10849301	1	See "Wing Cylinder W/Implement Switch, 16 Row" on page P173
47	*A27501-86	1	Hose Assembly, 1/2" AR x 86" (10F-08M JIC)
48	*A27501-160	1	Hose Assembly, 1/2" AR x 160" (10F-08M JIC)
49	*A26659-185	2	Hose Assembly, 3/8" AR x 185" (06F-06M)
50	G10528401	2	See "Row Marker Cylinder, 16 Row" on page P185
51	*A25696-60	2	Hose Assembly, 3/8" AR x 60" (06F-06F90L)
52	*A25696-50	2	Hose Assembly, 3/8" AR x 50" (06F - 06F90L)
53	*A15096-39	2	Hose Assembly, 3/8" x 39" (06F-06F90S)

* Hydraulic hose is not stocked by Kinze Repair Parts.

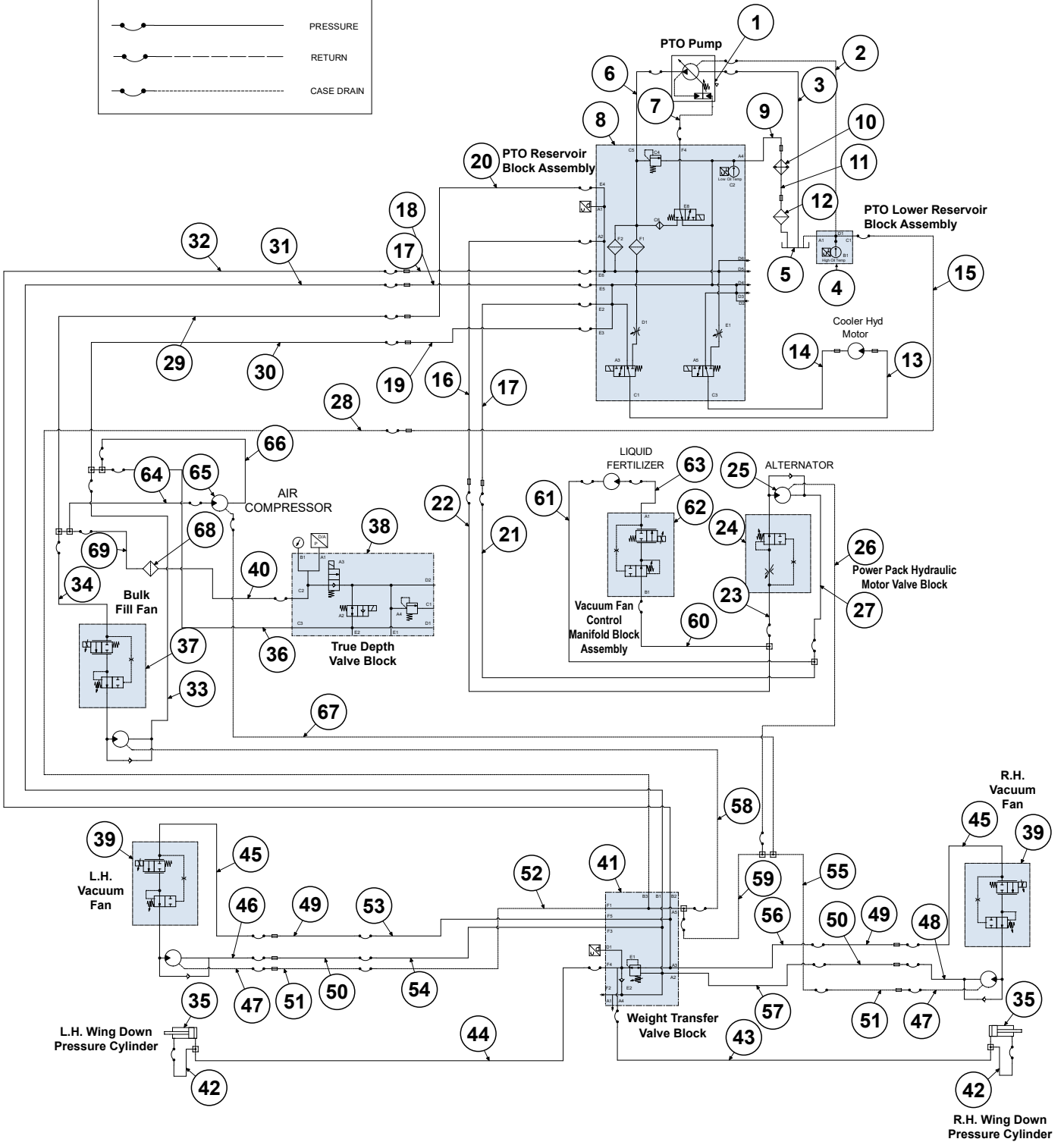
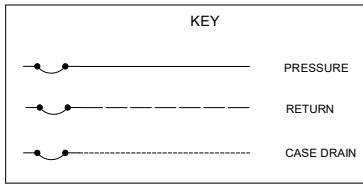
This page left blank intentionally.

Vacuum / Bulk Fill / PTO Schematic, 12 Row

Model 5670

M0322-02

(109486)



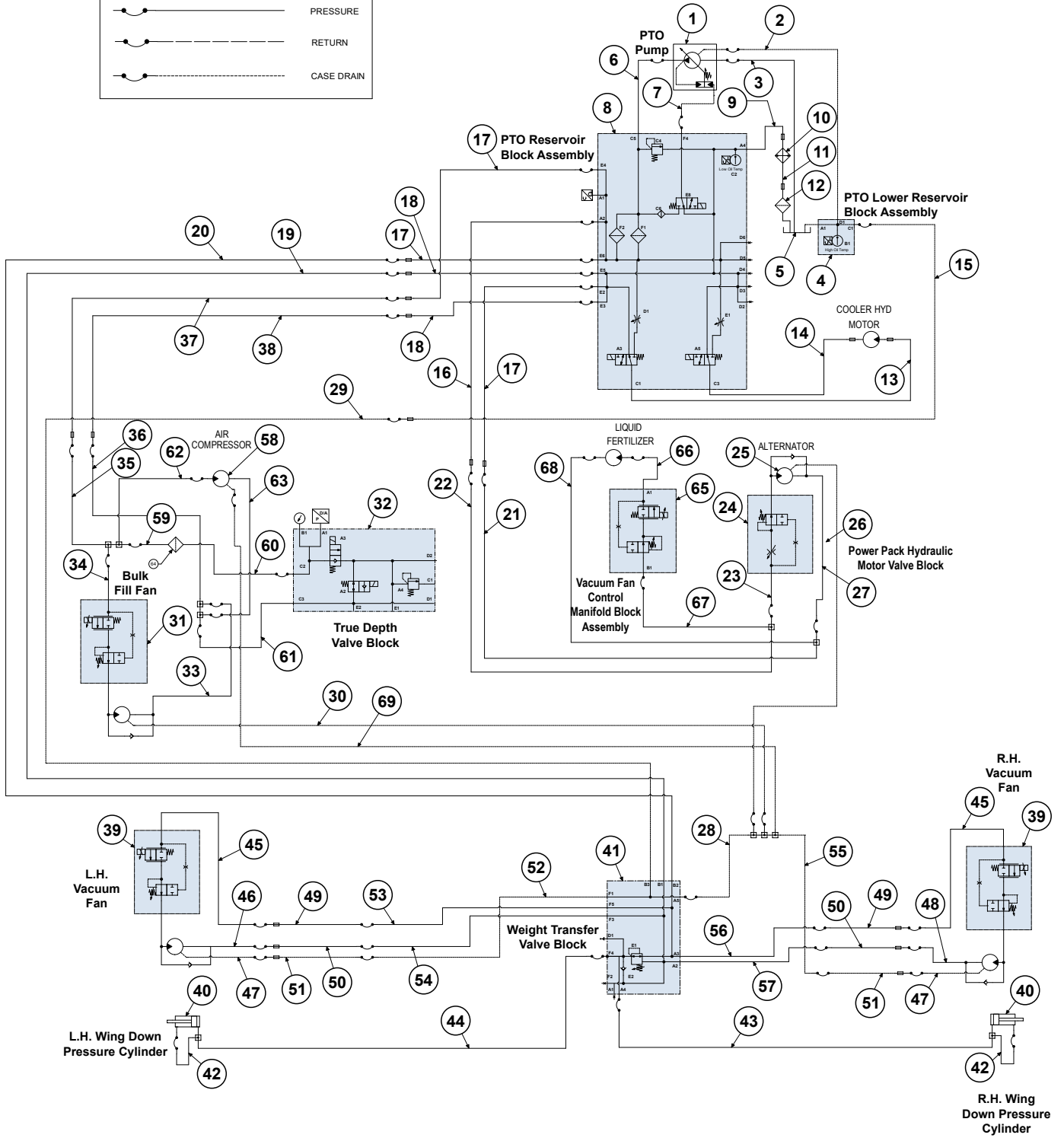
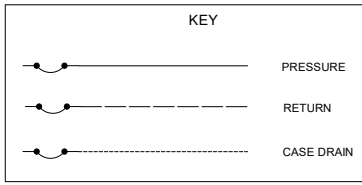
ITEM	PART NO.	QTY.	DESCRIPTION
1	---	1	See "PTO Pump" on page P161
2	*A25696-136	1	Hose Assembly, 3/8" AR x 136" (06F-06F90L)
3	GA27230-134	1	Hose Assembly, 2" x 92" (32F-OE)
4	---	1	See "PTO Lower Reservoir Block Assembly" on page P198
5	G10505701	1	PTO Reservoir
6	*A12992-162	1	Hose Assembly, 1" AR x 162" (16F-16F90M)
7	*A7684-165	1	Hose Assembly, 1/4" AR x 165" (04F-04F)
8	---	1	See "PTO Reservoir Block Assembly" on page P162
9	G10555001	1	Steel Hydraulic Line, 1"
10	G10192201	1	Fan and Cooler Assembly
11	G10192401	1	Hydraulic Steel Line, 1"
12	G10080501	1	Tank Filter Assembly
	G10396801	-	Filter Element
	G10399501	-	Filter Seal Kit (Included w/G10080501)
	G10396601	-	Indicator (Included w/G10080501)
	G10396701	-	Lid and Spring (Included w/G10080501)
	G10399401	-	Air Element (Included w/G10080501)
	G11539	4	Hex Socket Flange Cap Screw, 5/16"-18 x 3/4"
13	G10552401	1	Steel Hydraulic Line, 3/8"
14	G10552301	1	Steel Hydraulic Line, 3/8"
15	*A25692-128	1	Hose Assembly, 3/8" AR x 128" (06F-06F90S)
16	*A18630-142	1	Hose Assembly, 1/2" AR x 142" (08F-08F)
17	*A11481-144	2	Hose Assembly, 5/8" AR x 144" (10F-10F)
18	*A11485-142	1	Hose Assembly, 5/8" x 142" (12F-12F)
19	*A11485-145	1	Hose Assembly, 5/8" x 145" (12F-12F)
20	*A11481-139	1	Hose Assembly, 5/8" x 139" (10F-10F)
21	*A11481-212	1	Hose Assembly, 5/8" x 212" (10F-10F)
22	*A18630-208	1	Hose Assembly, 1/2" x 208" (10F-12F)
23	*A27200-20	1	Hose Assembly, 3/8" AR x 20" (08F-08F90S)
24	---	1	See "Power Pack Hydraulic Motor Valve Block" on page P197
25	G10169501	1	Hydraulic Motor
26	*A25691-23	1	Hose Assembly, 3/8" AR x 23" (06F-06F)
27	*A27500-18	1	Hose Assembly, 1/2" AR x 18" (10F-10F90S)
28	*A25691-201	1	Hose Assembly, 3/8" AR x 201" (06F - 06F)
29	*A11481-226	1	Hose Assembly, 5/8" x 226" (10F-10F)
30	*A11485-232	1	Hose Assembly, 5/8" x 232" (12F-12F)
31	*A11485-204	1	Hose Assembly, 5/8" x 204" (12F-12F)
32	*A11481-202	1	Hose Assembly, 5/8" x 202" (10F-10F)
33	*A21554-25	1	Hose Assembly, 5/8" x 25" (10F90S - 12F)
34	*A18645-18	1	Hose Assembly, 1/2" AR x 18" (08F90S - 10F)
35	G10370402	2	See "Wing Down Pressure Cylinder" on page P164
36	*A21530-79	1	Hose Assembly, 5/8" x 79" (10F - 10F)
37	---	1	See "Bulk Fill Fan Assembly" on page P86
38	---	1	See "True Depth Valve Block" on page P196
39	---	2	See "Vacuum Fan Assembly" on page P69
40	*A18667-63	1	Hose Assembly, 1/2" x 63" (08F-08F)
41	---	1	See "Weight Transfer Valve Block" on page P188
42	*A7698-14	2	Hose Assembly, 1/4" x 14" (06F90S-04FP W/Quick Disconnect)
43	*A25696-140	1	Hose Assembly, 3/8" AR x 140" (06F-06F90L)
44	*A25691-70	1	Hose Assembly, 3/8" AR x 70" (06F-06F)
45	*A18630-28	2	Hose Assembly, 1/2" AR x 28" (08F - 08F)
46	*A11481-27	1	Hose Assembly, 5/8" AR x 27" (10F-10F)

(Continued on following page.)

ITEM	PART NO.	QTY.	DESCRIPTION
47	*A25691-30	2	Hose Assembly, 3/8" AR x 30" (06F - 06F)
48	*A11481-32	1	Hose Assembly, 5/8" x 32" (10F-10F)
49	G10553201	2	Steel Hydraulic Line, O.D. Size 1/2"
50	G10554501	2	Steel Hydraulic Line, O.D. Size, 3/4"
51	G10552501	2	Steel Hydraulic Line, O.D. Size, 3/8"
52	*A26659-32	1	Hose Assembly, 3/8" AR x 32" (06F - 06M JIC)
53	*A27207-62	1	Hose Assembly, 3/8" AR x 62" (06F-08M JIC)
54	*A25705-62	1	Hose Assembly, 1/2" AR x 62" (08F-10M JIC)
55	*A26659-92	1	Hose Assembly, 3/8" AR x 92" (06F-06M JIC)
56	*A27209-124	1	Hose Assembly, 3/8" AR x 124" (06F90L-08M JIC)
57	*A25709-124	1	Hose Assembly, 1/2" AR x 124" (08F90S-10M JIC)
58	*A25691-27	1	Hose Assembly, 3/8" AR x 27" (06F-06F)
59	*A26659-34	1	Hose Assembly, 3/8" AR x 34" (06F-06M)
60	*A25504-57	1	Hose Assembly, 3/8" x 57" (06F - 08F90S)
61	*A18685-73	1	Hose Assembly, 1/2" x 73" (08F-10F90S)
62	---	1	See "Vacuum Fan Control Manifold Block Assembly" on page P194
63	*A15096-24	1	Hose Assembly, 3/8" x 24" (06F-06F90S)
64	*A25978-111	1	Hose Assembly, 3/8" x 111" (08F-10F)
65	G10606001	1	Hydraulic Air Compressor
66	*A18687-109	1	Hose Assembly, 1/2" x 109" (10F-12F)
67	*A7685-60	1	Hose Assembly, 1/4" x 60" (04F - 06F90S)
68	GA25857	1	In-Line Filter Assembly
	GR2368	-	Seal Kit, Includes: (1) Sealing O-Ring, (1) Anit-Extrusion Ring, (1) External O-Ring
69	*A25701-14	1	Hose Assembly, 1/2" x 14" (08F - 10F)

* Hydraulic hose is not stocked by Kinze Repair Parts.

(109484)



Continued on following pages.

Vacuum / Bulk Fill / PTO Schematic, 16 Row

Model 5670

M0322-02

ITEM	PART NO.	QTY.	DESCRIPTION
1	---	1	See "PTO Pump" on page P161
2	*A25696-136	1	Hose Assembly, 3/8" AR x 136" (06F-06F90L)
3	*A27230-134	1	Hose Assembly, 2" x 92" (32F-OE)
4	---	1	See "PTO Lower Reservoir Block Assembly" on page P198
5	G10505701	1	PTO Reservoir
6	*A12992-162	1	Hose Assembly, 1" AR x 162" (16F-16F90M)
7	*A7684-165	1	Hose Assembly, 1/4" AR x 165" (04F-04F)
8	---	1	See "PTO Reservoir Block Assembly" on page P162
9	G10555001	1	Steel Hydraulic Line, 1"
10	G10192201	1	Fan and Cooler Assembly
11	G10192401	1	Hydraulic Steel Line, 1"
12	G10080501	1	Tank Filter Assembly
	G10396801	-	Filter Element
	G10399501	-	Filter Seal Kit (Included w/G10080501)
	G10396601	-	Indicator (Included w/G10080501)
	G10396701	-	Lid and Spring (Included w/G10080501)
	G10399401	-	Air Element (Included w/G10080501)
	G11539	4	Hex Socket Flange Cap Screw, 5/16"-18 x 3/4"
13	G10552401	1	Steel Hydraulic Line, 3/8"
14	G10552301	1	Steel Hydraulic Line, 3/8"
15	*A25692-182	1	Hose Assembly, 3/8" AR x 182" (06F -06F90S)
16	*A18630-192	1	Hose Assembly, 1/2" AR x 192" (08F - 08F)
17	*A11481-198	3	Hose Assembly, 5/8" AR x 198" (10F-10F)
18	*A11485-198	2	Hose Assembly, 5/8" AR x 198" (12F-12F)
19	*A11485-227	1	Hose Assembly, 5/8" x 227" (12F-12F)
20	*A11481-228	1	Hose Assembly, 5/8" x 228" (10F-10F)
21	*A11481-210	1	Hose Assembly, 5/8" x 210" (10F-10F)
22	*A18630-206	1	Hose Assembly, 1/2" x 206" (10F-12F)
23	*A27200-20	1	Hose Assembly, 3/8" AR x 20" (08F-08F90S)
24	---	1	See "Power Pack Hydraulic Motor Valve Block" on page P197
25	G10169501	1	Hydraulic Motor
26	*A25691-23	1	Hose Assembly, 3/8" AR x 23" (06F-06F)
27	*A27500-18	1	Hose Assembly, 1/2" AR x 18" (10F-10F90S)
28	*A27211-59	1	Hose Assembly, 3/8" AR x 59" (06M JIC - 06F90S)
29	*A25691-222	1	Hose Assembly, 3/8" AR x 222" (06F-06F)
30	*A25692-27	1	Hose Assembly, 3/8" AR x 27" (06F90S-06F)
31	---	1	See "Bulk Fill Fan Assembly" on page P86
32	---	1	See "True Depth Valve Block" on page P196
33	*A21556-33	1	Hose Assembly, 5/8" AR x 33" (12F-10F45S)
34	*A18645-43	1	Hose Assembly, 1/2" x 43" (08F-10F)
35	*A11481-54	1	Hose Assembly, 5/8" x 54" (10F-10F)
36	*A11485-56	1	Hose Assembly, 5/8" x 56" (12F-12F)
37	*A11481-205	1	Hose Assembly, 5/8" x 205" (10F-10F)
38	*A11485-210	1	Hose Assembly, 5/8" AR x 210" (12F-12F)
39	---	2	See "Vacuum Fan Assembly" on page P69
40	G10370401	2	See "Wing Down Pressure Cylinder" on page P164
41	---	1	See "Weight Transfer Valve Block" on page P188
42	*A7698-14	2	Hose Assembly, 1/4" x 14" (06F90S-04FP W/Quick Disconnect)
43	*A25696-193	1	Hose Assembly, 3/8" AR x 193" (06F-06F90L)
44	*A25691-76	1	Hose Assembly, 3/8" x 76" (06F - 06F)
45	*A18630-28	2	Hose Assembly, 1/2" AR x 28" (08F - 08F)
46	*A11481-27	1	Hose Assembly, 5/8" AR x 27" (10F-10F)

Vacuum / Bulk Fill / PTO Schematic, 16 Row

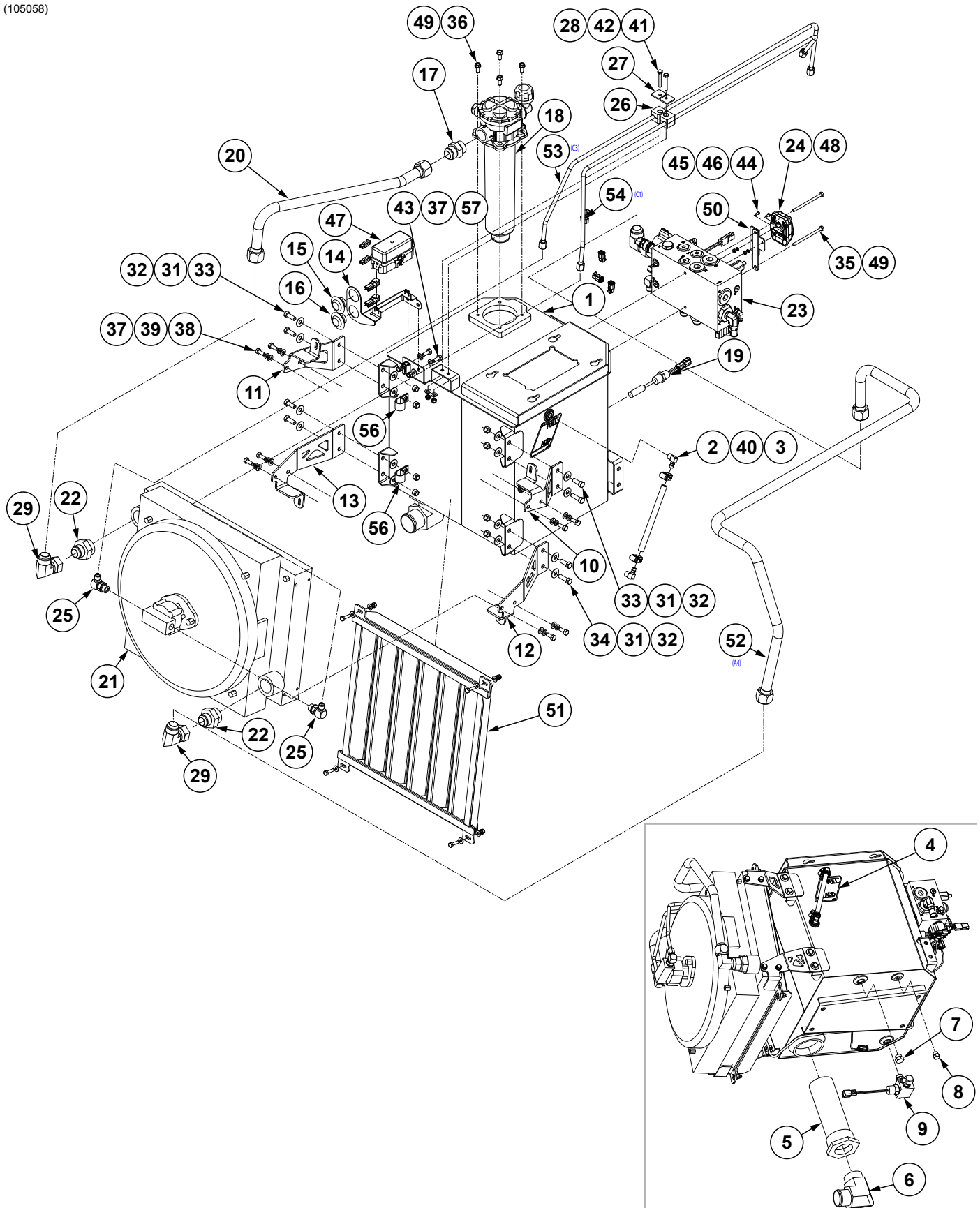
M0322-02

5670

ITEM	PART NO.	QTY.	DESCRIPTION
47	*A25691-30	2	Hose Assembly, 3/8" AR x 30" (06F - 06F)
48	*A11481-32	1	Hose Assembly, 5/8" x 32" (10F-10F)
49	G10553201	2	Steel Hydraulic Line, O.D. Size 1/2"
50	G10554501	2	Steel Hydraulic Line, O.D. Size, 5/8"
51	G10552501	2	Steel Hydraulic Line, O.D. Size, 3/8"
52	*A26659-66	1	Hose Assembly, 3/8" AR x 66" (06F - 06M JIC)
53	*A27207-62	1	Hose Assembly, 3/8" AR x 62" (06F-08M JIC)
54	*A25705-62	1	Hose Assembly, 1/2" AR x 62" (08F-10M JIC)
55	*A26659-117	1	Hose Assembly, 3/8" AR x 117" (06F - 06M JIC)
56	*A27209-179	1	Hose Assembly, 3/8" AR x 179" (06F90L-08M JIC)
57	*A25709-179	1	Hose Assembly, 1/2" AR x 179" (08F90S-10M JIC)
58	G10606001	1	Hydraulic Air Compressor
59	*A18697-16	1	Hose Assembly, 1/2" x 16" (08F90S-10F)
60	*A18671-20	1	Hose Assembly, 1/2" x 20" (08F - 08F90S)
61	*A25487-20	1	Hose Assembly, 5/8" x 20" (10F-12F)
62	*A18685-42	1	Hose Assembly, 1/2" x 42" (08F - 10F90S)
63	*A21539-38	1	Hose Assembly, 5/8" x 38" (10F - 12F90S)
64	GA25857 GR2368	1 -	In-Line Filter Assembly Seal Kit, Includes: (1) Sealing O-Ring, (1) Anit-Extrusion Ring, (1) External O-Ring
65	---	1	See "Vacuum Fan Control Manifold Block Assembly" on page P194
66	*A15096-16	1	Hose Assembly, 3/8" x 16" (06F-06F Short 90)
67	*A25699-65	1	Hose Assembly, 3/8" x 65" (08F-08F90S)
68	*A18685-77	1	Hose Assembly, 1/2" x 77" (08F - 10F90S)
69	*A7685-65	1	Hose Assembly, 1/4" x 65" (04F - 06F90S)

* Hydraulic hose is not stocked by Kinze Repair Parts.

(105058)



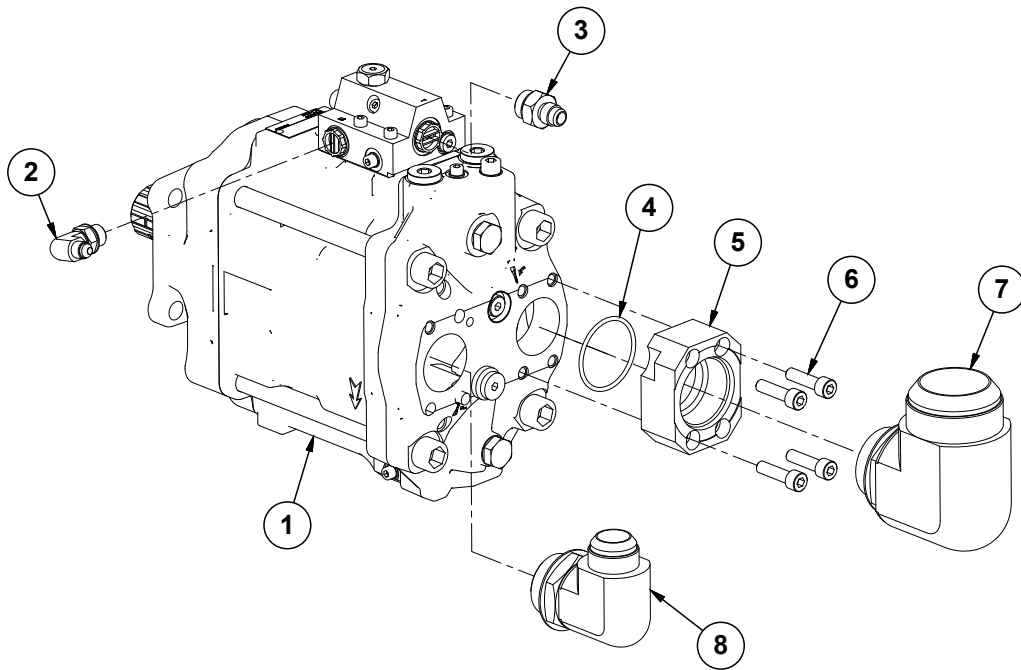
ITEM	PART NO.	QTY.	DESCRIPTION
1	G10505701	1	PTO Reservoir
2	GD35381	2	3/8" O.D. Brass Barbed x 1/4" NPT 90° Elbow
3	*D6279-07	1	Clear Plastic Tubing, 3/8" x 7/4"
4	---	1	See "Decals, Paint, and Miscellaneous" on page P285
5	G10089801	1	Tank Suction Strainer
6	4501-32-32	1	90° Elbow, 2" NPT x 2" Hose Barb
7	G6408-08 GR1037	1	Plug W/O-Ring, 3/4"-16 O-Ring O-Ring
8	G6408-06 GR1045	1	Plug W/O-Ring, 9/16"-18 O-Ring O-Ring
9	---	1	See "PTO Lower Reservoir Block Assembly" on page P198
10	G10463701	1	L.H. Upper Cooler Mount Bracket
11	G10434901	1	R.H. Upper Cooler Mount Bracket
12	G10463601	1	L.H. Lower Cooler Mount Bracket
13	G10463501	1	R.H. Lower Cooler Mount Bracket
14	G10204001	1	PTO Harness Bracket
15	G10098301	1	PTO Green Light Harness
16	G10098401	1	PTO Red Light Harness
17	6400-16-16	1	Adapter, 1 5/8"-12 JIC, 1 5/8"-12 O-Ring
18	G10080501	1	Tank Filter Assembly
	G10396801	-	Filter Element
	G10399501	-	Filter Seal Kit (Included w/G10080501)
	G10396601	-	Indicator (Included w/G10080501)
	G10396701	-	Lid and Spring (Included w/G10080501)
	G10399401	-	Air Element (Included w/G10080501)
	G11539	4	Hex Socket Flange Cap Screw, 5/16"-18 x 3/4"
19	G10462201	1	Liquid Level Sensor Assembly
20	G10192401	1	Hydraulic Steel Line, 1"
21	G10192201	1	Fan and Cooler Assembly
22	6400-16-20	2	Adapter, 1 5/8"-12 JIC, 1 5/8"-12 O-Ring
23	---	1	See "PTO Reservoir Block Assembly" on page P162
24	G10302202	1	XMD-02 Programmed Module
25	G6801-06-08 GR1037	2	Elbow W/O-Ring, 90°, 9/16"-18 Male JIC To 3/4"-16 O-Ring O-Ring
26	GD36667	2	Tube Clamp Set
27	GD36666	2	Tube Clamp Cover Plate
28	G10110	2	Lock Nut, 1/4"-20, Grade B
29	6500-16-16	2	90° Swivel Elbow, 1 5/8"-12
30	---	---	---
31	G10210	16	Washer, 3/8" USS
32	G10108	8	Lock Nut, 3/8"-16
33	G10001	6	Hex Head Cap Screw, 3/8"-16 x 1"
34	G10004	2	Hex Head Cap Screw, 3/8"-16 x 1 1/4"
35	G10943	2	Hex Head Cap Screw, 1/4"-20 x 4"
36	G11539	4	Hex Socket Flange Cap Screw, 5/16"-18 x 3/4"
37	G11386	12	Flat Washer, 5/16" SAE
38	G12003-20	8	Hex Head Cap Screw, M8-1.20
39	G10232	8	Lock Washer, 5/16"
40	G10681	2	Hose Clamp, No. 6
41	G10040	2	Hex Head Cap Screw, 1/4"-20 x 1 3/4"
42	G11385	2	Flat Washer, 1/4" SAE
43	G10043	2	Hex Head Cap Screw, 5/16"-18 x 3/4"

(Continued on following page.)

ITEM	PART NO.	QTY.	DESCRIPTION
44	G11778	2	Phillips Pan Head Machine Screw, No. 8-32
45	G10928	2	Hex Nut, No. 8-32, Stainless Steel
46	G11995	2	Internal Tooth Washer, No. 8, Stainless Steel
47	G10200302	1	PTO Assembly Harness
48	G10263101	1	PTO Reverser Harness
49	---	---	---
50	G10570601	1	Driver Mount Bracket
51	G10435201	1	Cooler Screen
52	G10555001	1	Steel Hydraulic Line, 1"
53	G10552301	1	Steel Hydraulic Line, 3/8"
54	G10552401	1	Steel Hydraulic Line, 3/8"
55	---	---	---
56	G10492701	2	1" Insulated Clamp
57	G10109	2	Lock Nut, 5/16"-18

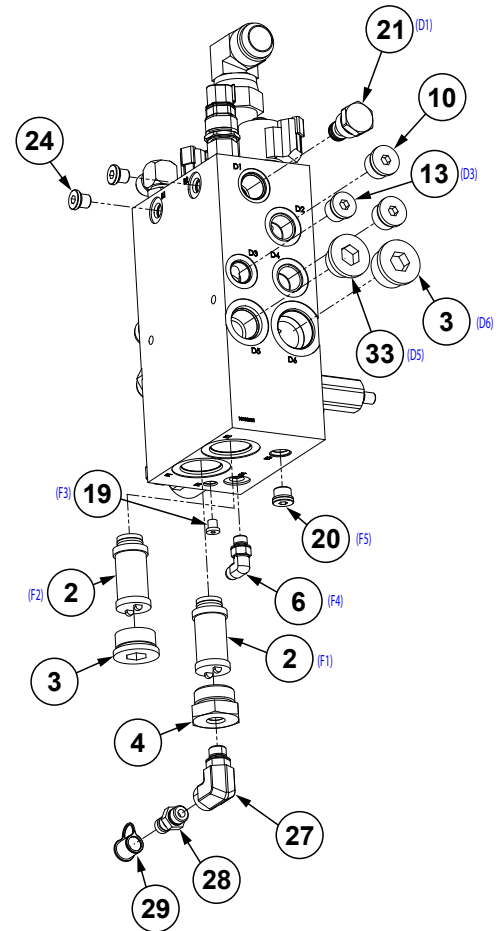
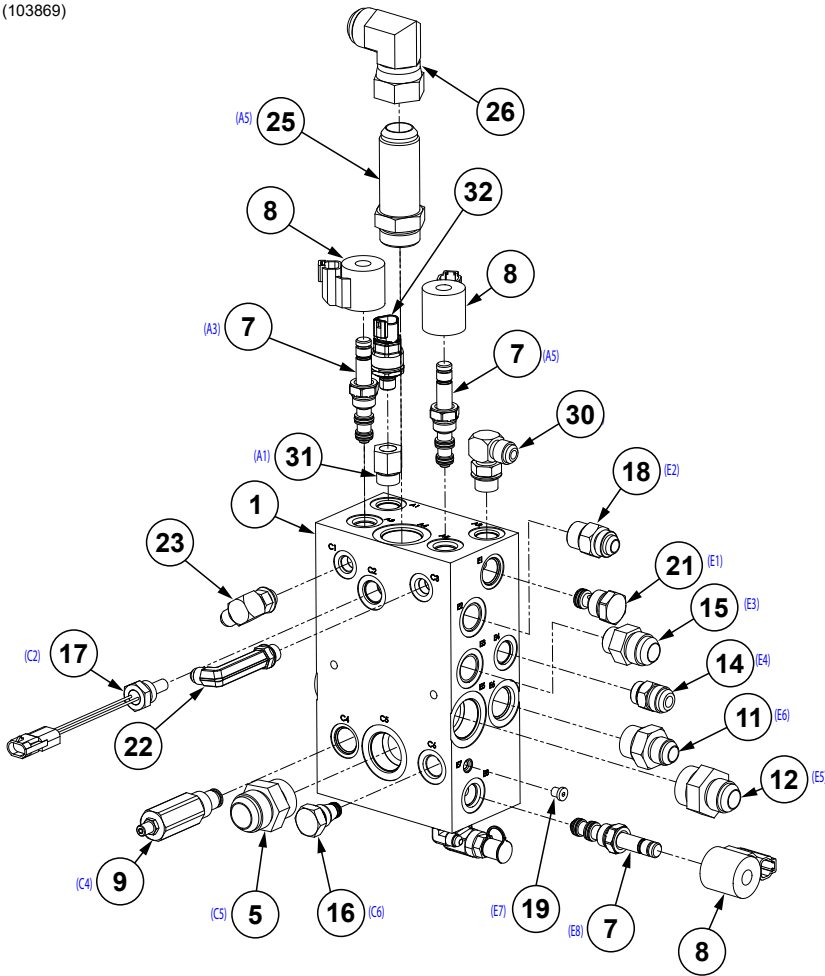
*Item is not stocked by Kinze repair parts, but is available in bulk (GD6279-00).

(101035)



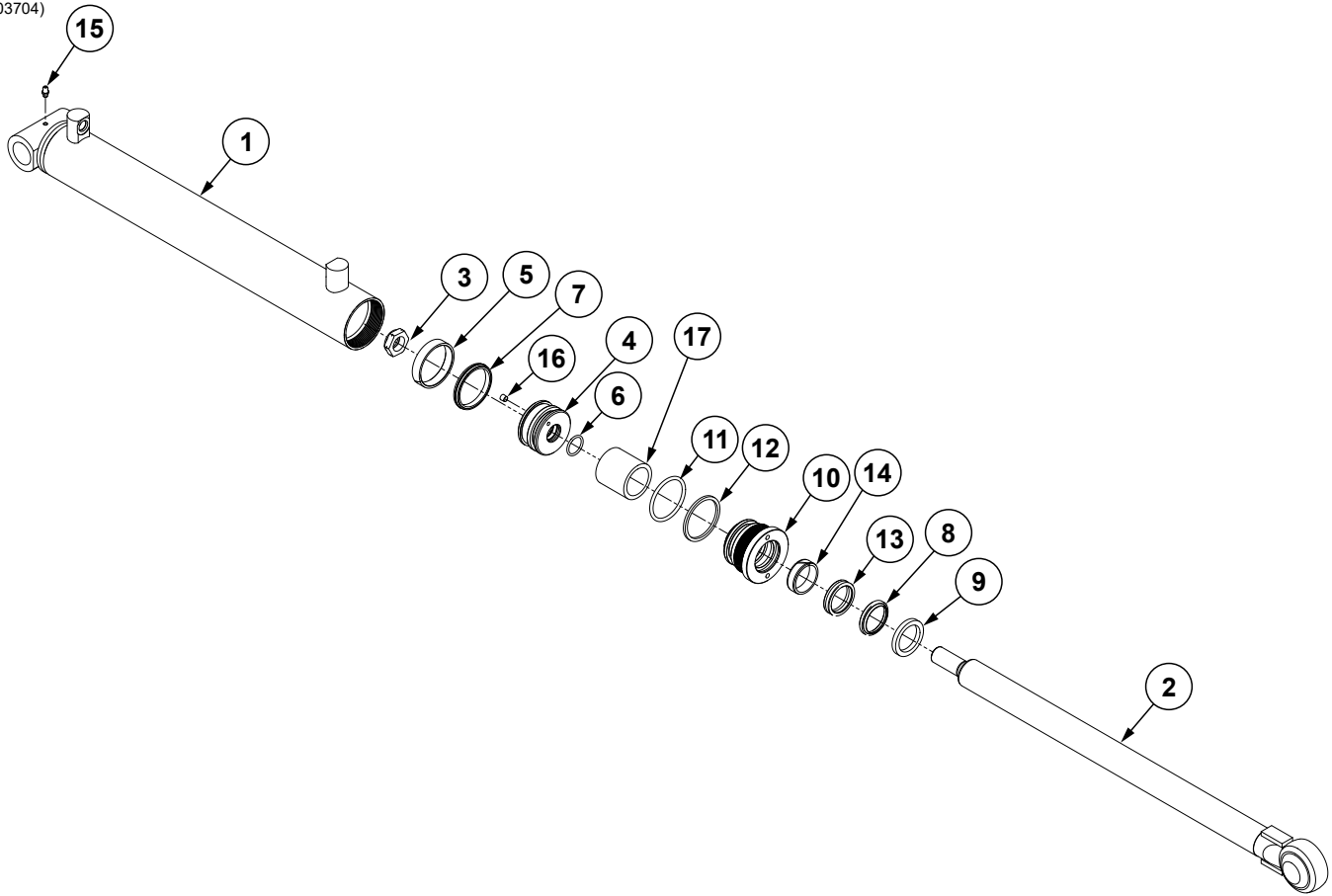
ITEM	PART NO.	QTY.	DESCRIPTION
1	G10910401 G11027601	1	PTO Pump TXV Front Seal Kit
2	G3801-04-04	1	90° Adjustable Elbow, 7/16"-20 x 1/4"-19 BSPP O-Ring
3	G3800-06-08	1	Adapter, 9/16"-18 JIC 1/2"-14 BSPP O-Ring
4	G10888101	1	O-Ring
5	G10887901	1	Adapter, 1 1/8"-12 O-Ring to Split Flange
6	G10888001	4	Hex Socket Head Cap Screw, M8-1.25 x 45 CL12.9
7	G6801-32-24	1	90° Adjustable Elbow, 2 1/2"-12 x 1 7/8"-12 O-Ring
8	G3801-16-20 G10454801 G10454901	1 1 1	90° Adjustable Elbow, 1 5/8"-12 x 1 1/4"-11 BSPP O-Ring O-Ring (Included W/G3801-16-20) Retaining Ring (Included W/G3801-16-20)

(103869)



ITEM	PART NO.	QTY.	DESCRIPTION
1	G10202501	1	Manifold Block
2	GR2312	2	Cartridge Filter Manifold
3	6408-HHP-16	2	Hex Plug W/O-Ring, 1 ⁵ / ₁₆ "-12
4	6410-16-06	1	Adapter, 1 ⁵ / ₁₆ " x ⁹ / ₁₆ "-18
5	6400-16-16	1	Adapter, 1 ⁵ / ₈ "-12 JIC, 1 ⁵ / ₈ "-12 O-Ring
6	G6801-04-04	1	90° Adjustable Elbow, ⁷ / ₁₆ "-20
7	G10086601	3	3-Way Cartridge, SV08-30
8	G10086901	3	Coil, 12V
9	G10925501	1	Pressure Relief Valve, 3000 PSI V4
10	G6408-H10-0	2	Hex Socket Head Plug W/O-Ring, ⁷ / ₈ "-14 O-Ring
11	G6400-10-12 GR1467	1	Connector W/O-Ring, ⁷ / ₈ "-14 Male JIC To 1 ¹ / ₁₆ "-12 O-Ring O-Ring
12	6400-12-16	1	Adapter, 1 ¹ / ₁₆ "-12 JIC, 1 ⁵ / ₁₆ "-12 W/O-Ring
13	G6408-H08-0	1	Hex Socket Head Plug W/O-Ring, ³ / ₄ "-16
14	G6400-10-08 GR1037	1	Connector W/O-Ring, ⁷ / ₈ "-14 Male JIC To ³ / ₄ "-16 O-Ring O-Ring
15	G6400-12-10	1	Connector W/O-Ring, 1 ¹ / ₁₆ "-12 JIC To ⁷ / ₈ "-14 O-Ring
16	G10088001	1	Cartridge Filter, SAE 8
17	G10087001	1	Temperature Sensor, 100°
18	G6400-10 GR1466	1	Connector W/O-Ring, ⁷ / ₈ "-14 Male JIC To O-Ring O-Ring
19	6408-H02-0	2	Hex Socket O-Ring Plug, ⁵ / ₁₆ "-24
20	G6408-H06-0	1	Hex Socket Head O-Ring Plug, ⁹ / ₁₆ "-18
21	G10604301	2	Orifice Plug
22	G6801-LLL-06-06	1	Adjustable Elbow, ⁹ / ₁₆ "-18 x ⁹ / ₁₆ "-18 W/O-Ring
23	G6801-06 GR1045	1	Elbow W/O-Ring, 90°, ⁹ / ₁₆ "-18 Male JIC To O-Ring O-Ring
24	G6408-H04-0	2	Hex Socket Head Plug, ⁷ / ₁₆ "-20
25	6400-L-16	1	Long Adapter, 1 ⁵ / ₁₆ "-12 JIC, 1 ⁵ / ₁₆ "-12 O-Ring
26	6500-16-16	1	90° Swivel Elbow, 1 ⁵ / ₁₆ "-12
27	6815-06-06	1	90° Adjustable Elbow
28	GA25254	1	Check Valve
29	GD35251	1	Check Valve Cap
30	G6801-08 GR1037	1	Elbow W/O-Ring, 90°, ³ / ₄ "-16 Male JIC To O-Ring O-Ring
31	6410-08-06	1	Adapter, ³ / ₄ "-16 x ⁹ / ₁₆ "-18
32	G10780301	1	Pressure Sensor, 0-250 Bar
33	6408-HHP-12	1	Hex Plug W/O-Ring, 1-16"-12

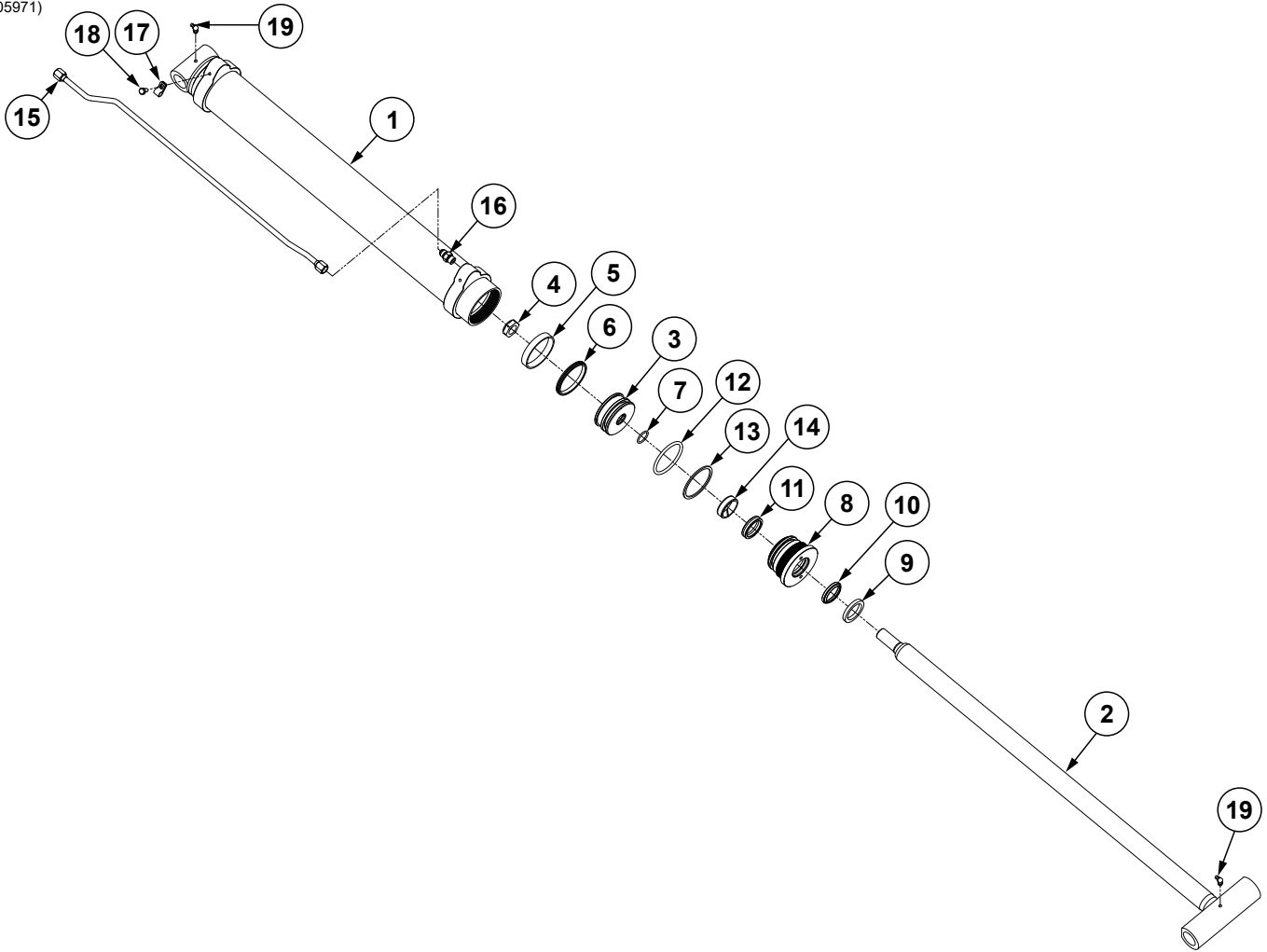
(103704)



ITEM	PART NO.	QTY.	DESCRIPTION
1	10370301	1	Barrell (Non-Stock Item)
2	G10370101	1	Cylinder Rod
3	GD27234	1	Nylon Lock Nut, 7/8"-14, Grade 8
4	G10483901	1	Piston
5	*D12055	1	Nylon Wear Ring
6	*D30399	1	O-Ring, No.119
7	GA24473	1	BP Seal
8	*D12206	1	Wiper, 1 1/2"
9	GD12103	1	Ring
10	GD32048	1	Head Gland
11	*D12212	1	O-Ring, No. 330
12	*D12213	1	BU Ring
13	*D12252	1	U-Cup
14	*D23424	1	Wear Ring
15	G10640	1	Grease Fitting, 1/4"-28
16	GD29315	1	Flow Restrictor Orifice, .015" Diameter
17	GD25272-02	1	Sleeve, 2" O.D. x 1.56" I.D. x 2", 12 Row Only
A	G10370402	1	Cylinder Complete, 2 1/2" x 17.375" (Part Number Stamped On Barrel), 12 Row
B	G10370401	1	Cylinder Complete, 2 1/2" x 17.375" (Part Number Stamped On Barrel), 16 Row
C	G10460301	1	Seal Kit, Includes: (2) Wear Rings, (2) O-Rings, (1) Wiper, (1) Back-Up Ring, (1) U-Cup

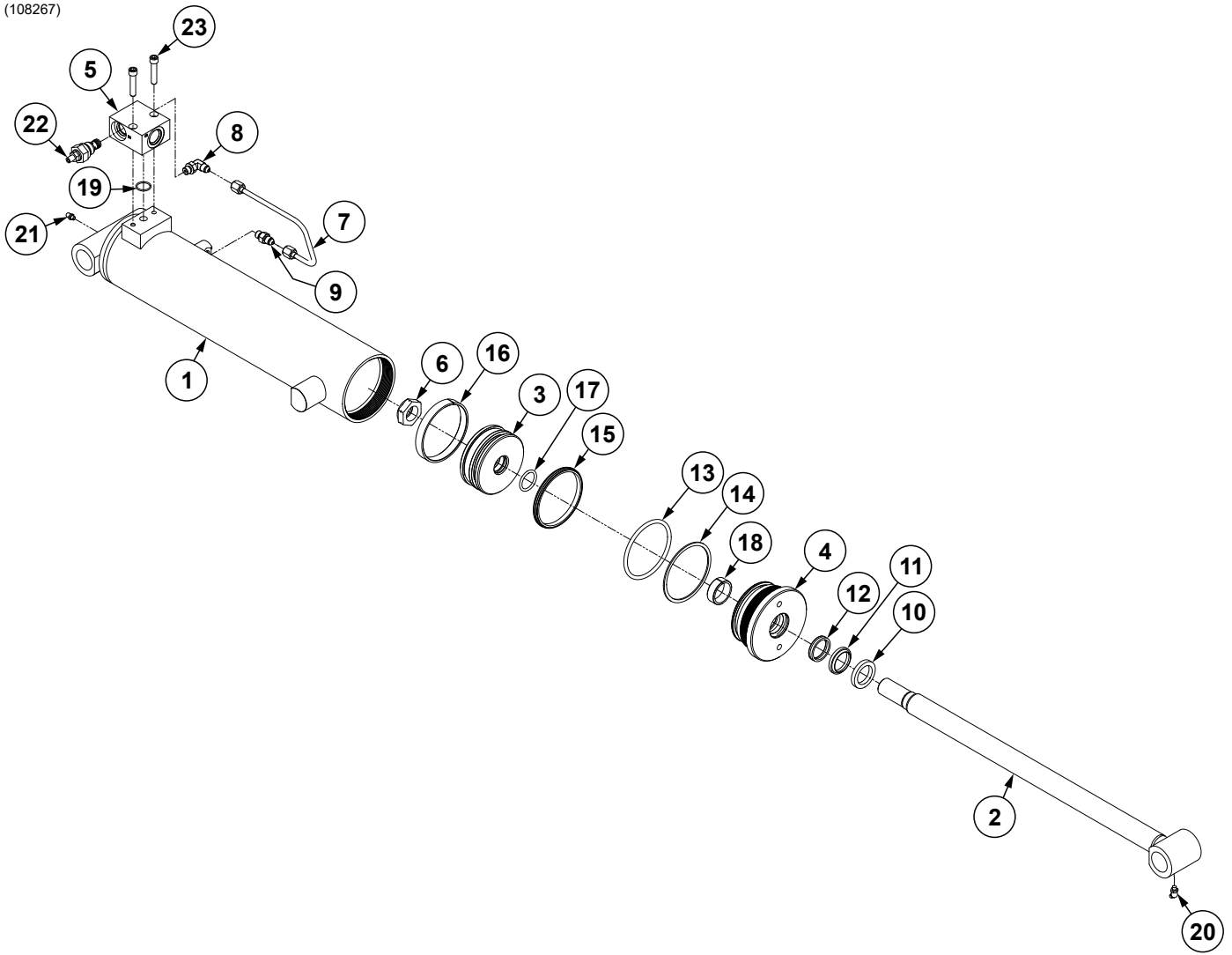
*Part of seal kit, item can not be purchased individually.

(105971)



ITEM	PART NO.	QTY.	DESCRIPTION
1	10596701	1	Barrell (Non-Stock Item)
2	G10543601	1	Cylinder Rod
3	G10596801	1	Piston
4	GD27234	1	Nylon Lock Nut, 7/8"-14, Grade 8
5	*D12047	1	Wear Ring
6	*A24016	1	BP Piston Seal
7	*D30399	1	O-Ring, No.119
8	G10596901	1	Head Gland
9	*D12103	1	Ring
10	*D12206	1	Wiper, 1½"
11	*D12252	1	U-Cup
12	*D12202	1	O-Ring, No. 334
13	*D12203	1	BU Ring
14	*D23424	1	Wear Ring
15	G10346601	1	Steel Line, .375"
16	G6400-06	1	Connector W/O-Ring, 9/16"-18 Male JIC To O-Ring
	GR1045	-	O-Ring
17	G10346501	1	Insulated Clamp, 3/8"
18	G10022	1	Hex Head Cap Screw, 1/4"-20 x 1/2"
19	G10779	2	Grease Fitting, 90°, 1/4"-28
A	G10597101	1	Cylinder Complete, 3" x 25.5" (Part Number Stamped On Barrel)
B	G10631401	1	Seal Kit, Includes: (2) Wear Rings, (1) Ring, (1) Wiper, (2) O-Rings, (1) Back-Up Ring, (1) U-Cup, (1) BP Seal
*Part of seal kit, item can not be purchased individually.			

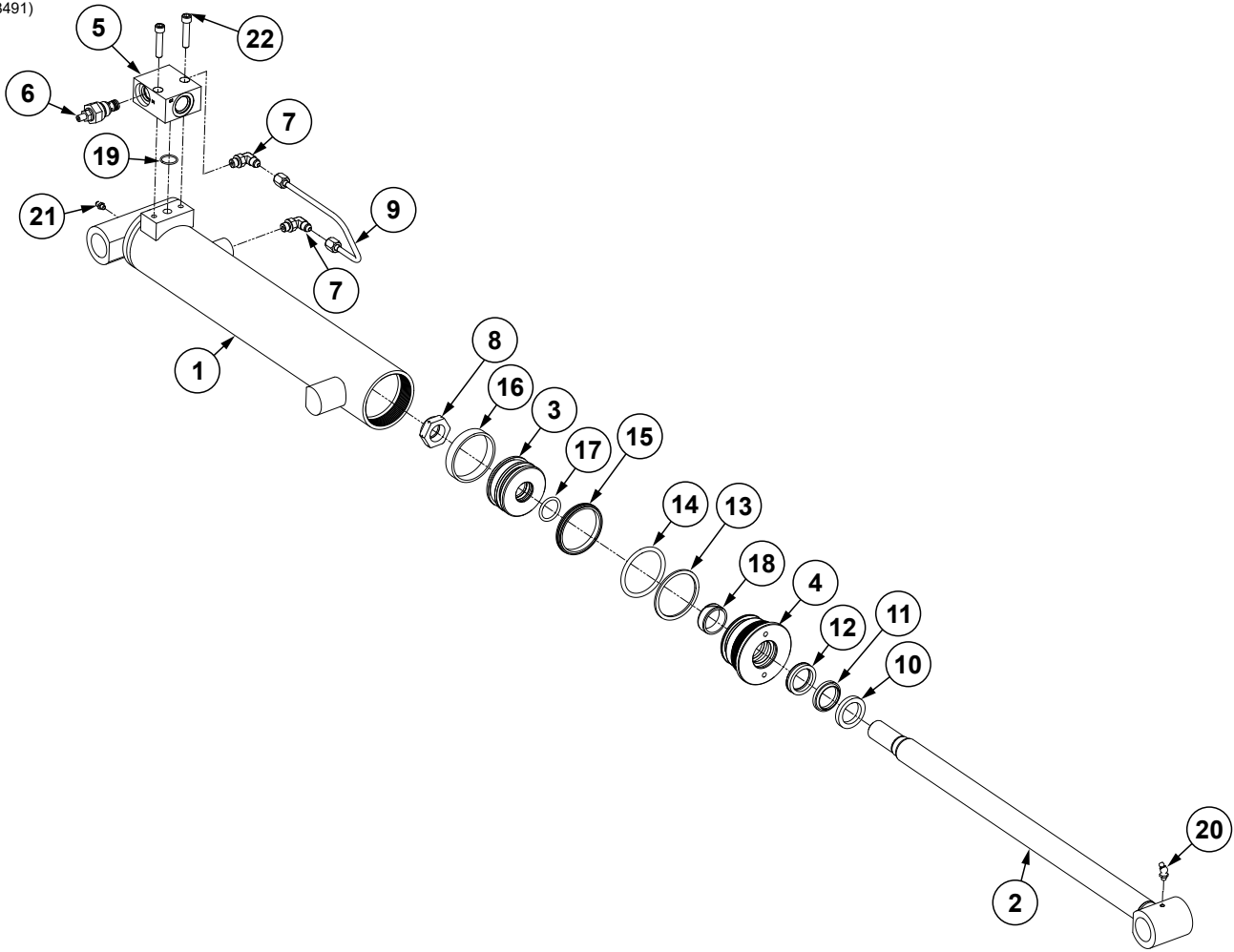
(108267)



ITEM	PART NO.	QTY.	DESCRIPTION
1	10826401	1	Barrell (Non-Stock Item)
2	G10761401	1	Cylinder Rod
3	GD34646	1	Piston
4	G10839301	1	Head Gland
5	G10372901	1	Valve Block
6	GD27235	1	Nylon Lock Nut, 1"-14, Grade 8
7	G10841301	1	Hydraulic Steel Line, ¼"
8	G6801-04-04	1	90° Adjustable Elbow, ⅜"-20
9	6400-04	1	Connector W/O-Ring, ⅜"-20 Male JIC To O-Ring
	GR1465	-	O-Ring
10	*D12102	1	Ring, 1¼"
11	*D12210	1	Wiper
12	*D12251	1	U-Cup
13	*D12270	1	O-Ring, No. 340
14	*D12271	1	BU Ring
15	*A24796	1	BP Piston Seal
16	*10071001	1	Piston Ring
17	*D29649	1	O-Ring, No. 215
18	*10088901	1	Wear Ring
19	*D12237	1	O-Ring, No. 018
20	G10643	1	Grease Fitting, 45°, ¼"-28
21	G10640	1	Grease Fitting, ¼"-28
22	GD33361	1	Direct Acting Inverse Relief Valve
23	G11021	2	Hex Socket Head Cap Screw, ⅝"-18 x 1½"
A	G10826701		Cylinder Complete, 3.75" x 14.875" (Part Number Stamped On Barrel)
B	G10837601	1	Seal Kit, Includes: (2) Wear Rings, (1) Ring, (3) O-Rings, (1) Back-Up Ring, (1) U-Cup, (1) Wiper, (1) BP Seal

*Part of seal kit, item can not be purchased individually.

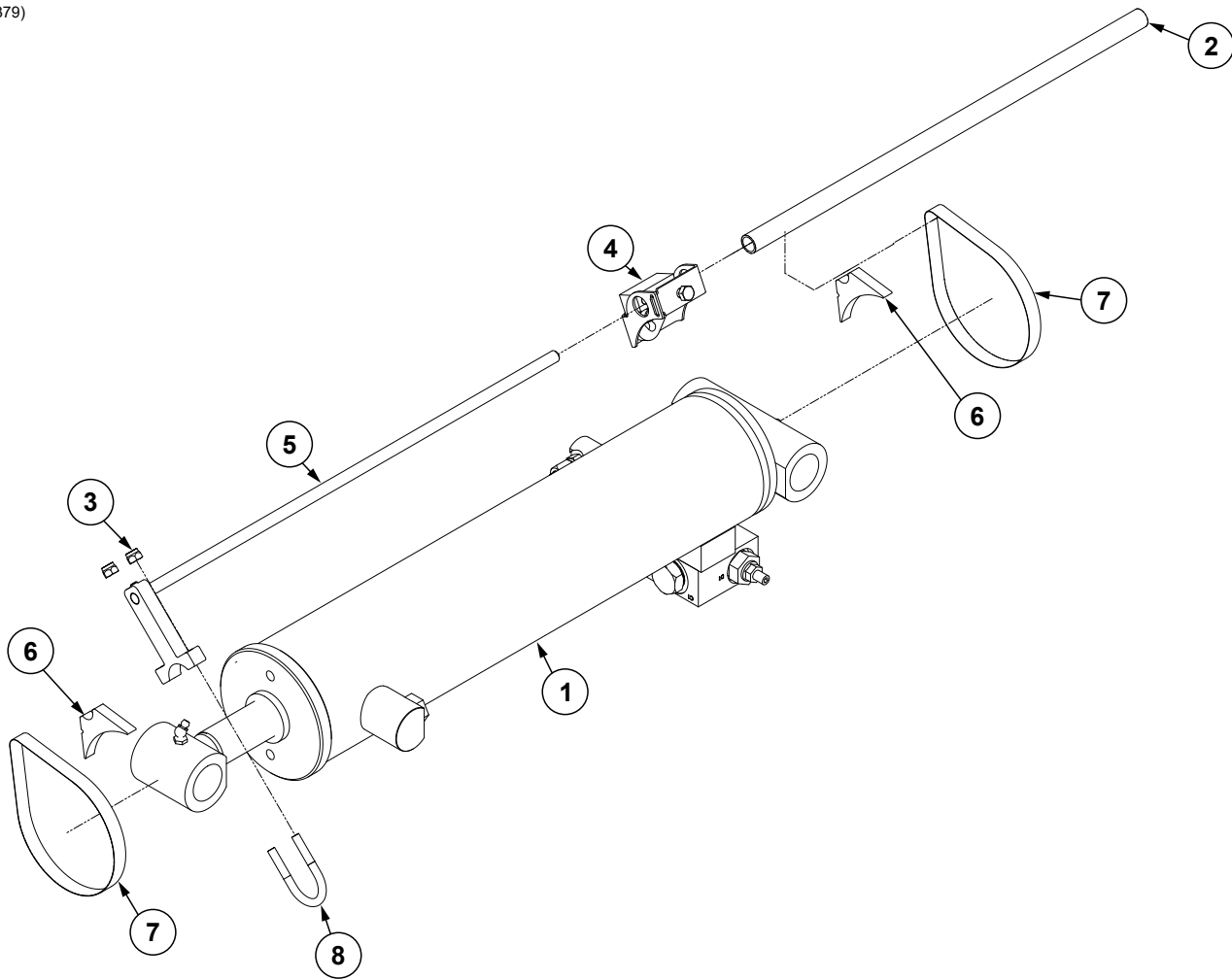
(108491)



ITEM	PART NO.	QTY.	DESCRIPTION
1	10849001	1	Barrell (Non-Stock Item)
2	G10761401	1	Cylinder Rod
3	G10848601	1	Piston
4	G10848501	1	Head Gland
5	G10372901	1	Valve Block
6	GD33361	1	Direct Acting Inverse Relief Valve
7	G6801-04-04	2	90° Adjustable Elbow, 7/16"-20
8	GD27235	1	Nylon Lock Nut, 1"-14, Grade 8
9	G10838601	1	Hydraulic Steel Line, 1/4"
10	*D12102	1	Ring, 1 1/4"
11	*D12210	1	Wiper
12	*10430801	1	U-Cup
13	*10850601	1	BU Ring, No. 332
14	*10850501	1	O-Ring, No.332
15	*10850901	1	BP Piston Seal
16	*10851001	1	Wear Ring
17	*D29649	1	O-Ring, No. 215
18	*D23419	1	Wear Ring
19	*D12237	1	O-Ring, No. 018
20	G10643	1	Grease Fitting, 45°, 1/4"-28
21	G10640	1	Grease Fitting, 1/4"-28
22	G11021	2	Hex Socket Head Cap Screw, 5/16"-18 x 1 1/2"
A	G10849101	1	Cylinder Complete, 2.75" x 14.875" (Part Number Stamped On Barrel)
B	G10848401	1	Seal Kit, Includes: (1) U-Cup, (1) Back-Up Ring, (3) O-Rings, (1) BP Seal, (2) Wear Rings, (1) Wiper, (1) Ring,

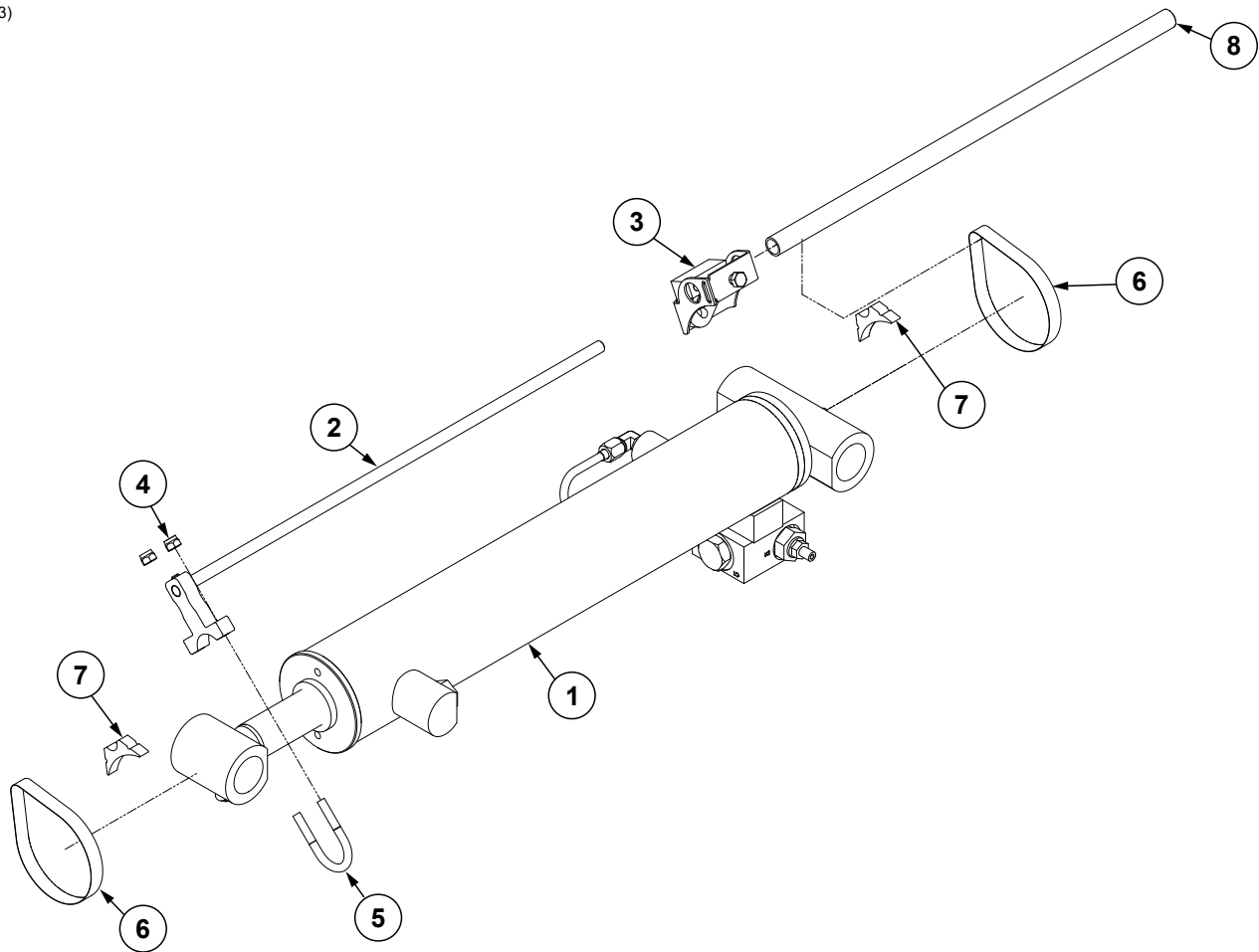
*Part of seal kit, item can not be purchased individually.

(108379)



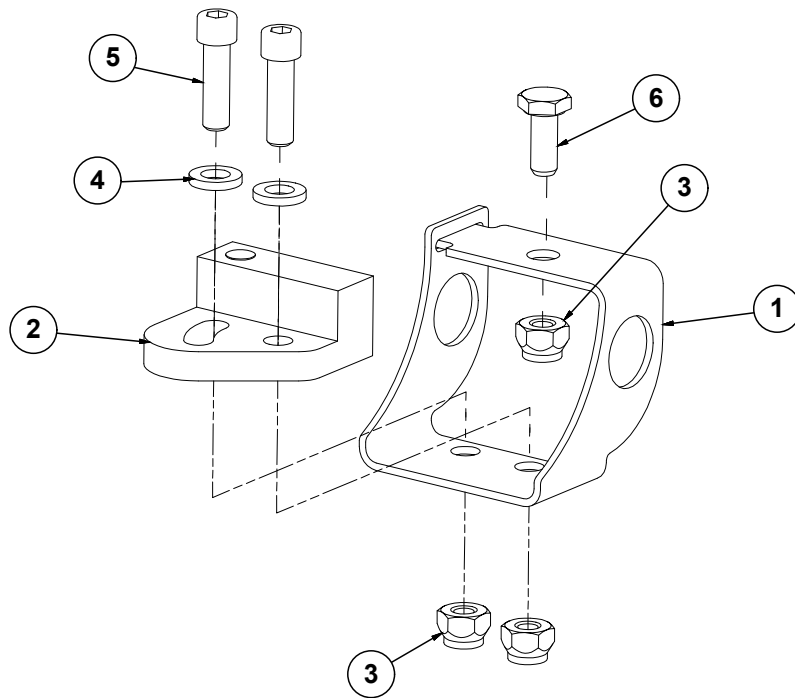
ITEM	PART NO.	QTY.	DESCRIPTION
1	G10826701	1	See "Wing Cylinder, 12 Row" on page P168
2	G10095105	1	Tube, 5/8" O.D. x 1/2" I.D. x 17 1/4"
3	G11320	2	Lock Nut, 1/4"-20, Grade B
4	---	1	See "Implement Switch Assembly" on page P174
5	G10841701	1	Cylinder Rod Bracket
	GD5175-06	1	Rod, 3/8" Diameter x 18 1/2"
	G11277	1	Hex Socket Set Screw, 1/4"-20 x 1/4"
6	G10709701	2	Cylinder Tube Spacer
7	G10505401	2	Bolt Clamp, 1 3/4" to 5"
8	G10505501	1	U-Bolt, 1 1/4" x 1/4"-20

(108493)

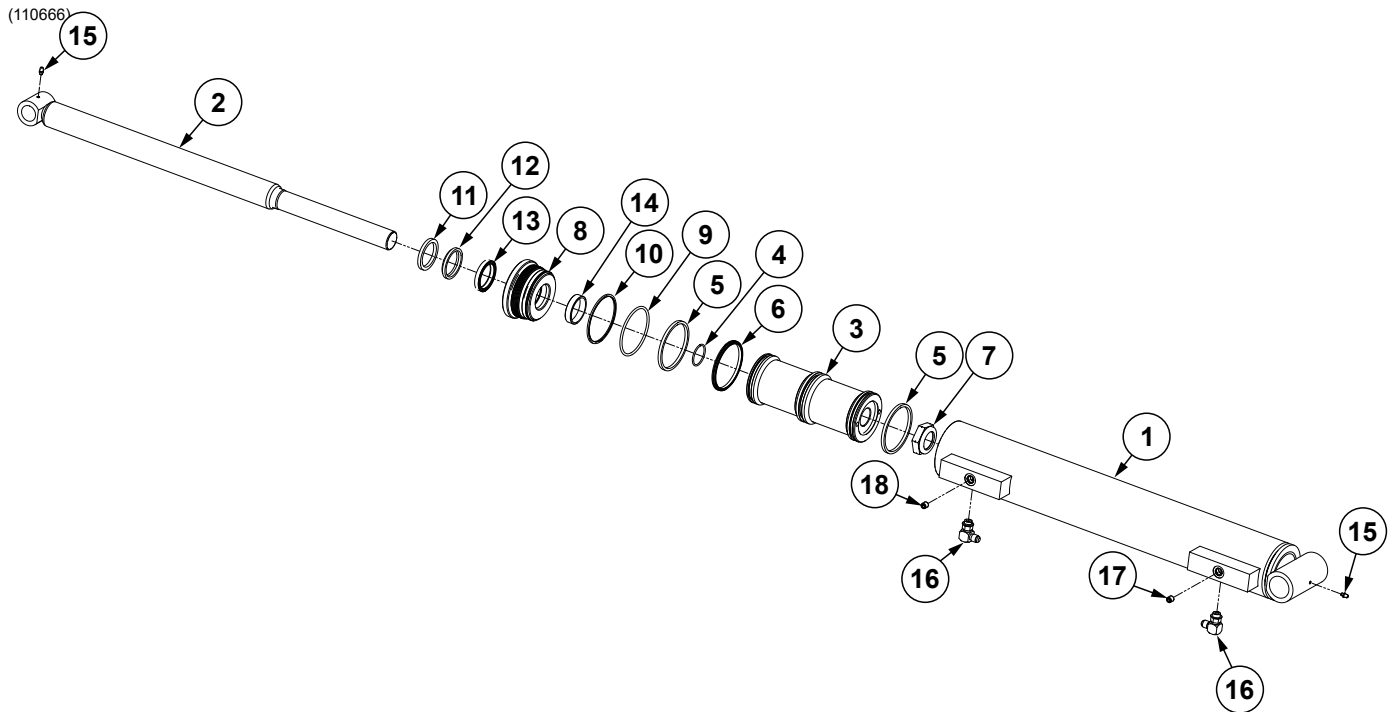


ITEM	PART NO.	QTY.	DESCRIPTION
1	G10849101	1	See "Wing Cylinder, 16 Row" on page P170
2	G10860001	1	Cylinder Rod Bracket
	GD5175-06	1	Rod, 3/8" Diameter x 18 1/2"
	G11277	1	Hex Socket Set Screw, 1/4"-20 x 1/4"
3	---	1	See "Implement Switch Assembly" on page P174
4	G11320	2	Lock Nut, 1/4"-20, Grade B
5	G10505501	1	U-Bolt, 1 1/4" x 1/4"-20
6	G10505401	2	Bolt Clamp, 1-3/4" to 5"
7	G10860101	2	Cylinder Tube Spacer
8	G10095105	1	Tube, 5/8" O.D. x 1/2" I.D. x 17 1/4"

(10049301)

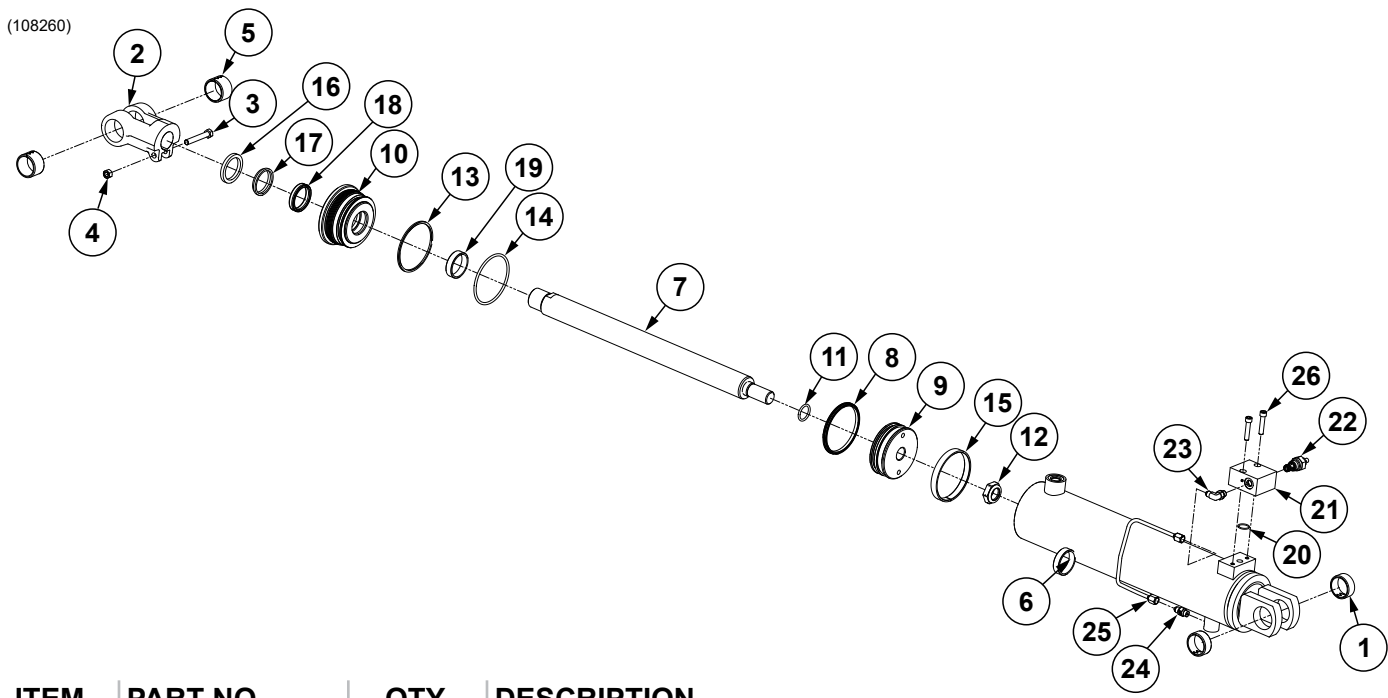


ITEM	PART NO.	QTY.	DESCRIPTION
1	G10049201	1	Implement Switch Bracket
2	GA18353	1	Position Switch Magnetic Reed
3	G11320	3	Lock Nut, 1/4"-20, Grade B
4	G11328	2	Washer, 1/4"
5	G10252	2	Hex Socket Head Cap Screw, 1/4"-20 x 7/8", Grade 8
6	G10020	1	Hex Head Cap Screw, 1/4"-20 x 5/8"
7	G10203604	1	Implement Switch Extension Harness, 61"

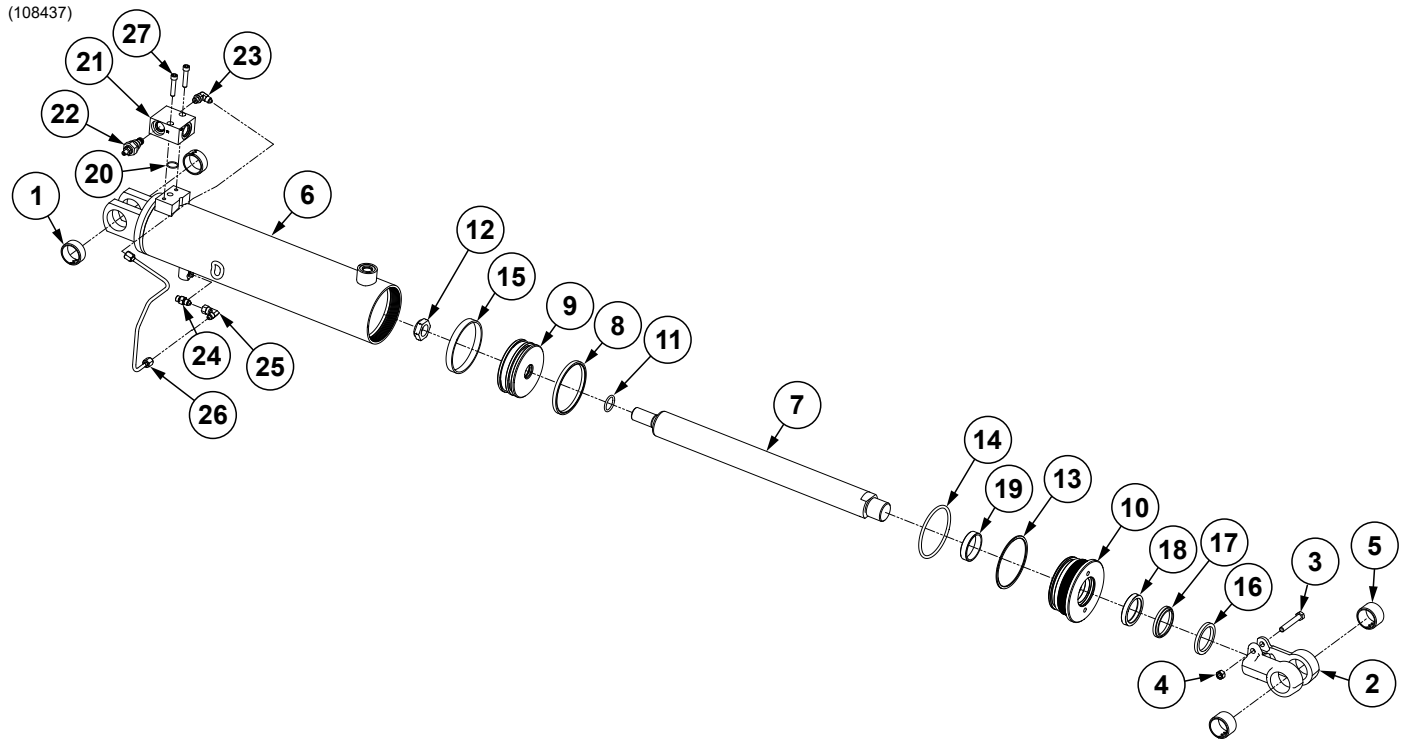


ITEM	PART NO.	QTY.	DESCRIPTION
1	11066301	1	Barrell (Non-Stock Item)
2	G11066501	1	Cylinder Rod
3	G10376401	1	Piston
4	*10376501	1	O-Ring, No. 129
5	*D12135	2	Piston Seal, 4"
6	*A24037	1	BP Piston Seal
7	GD27238	1	Nylon Lock Nut, 1½"-12, Grade 8
8	G10376301	1	Head Gland
9	*D12221	1	O-Ring, No. 342
10	*D12222	1	BU Ring
11	*D12106	1	Ring
12	*D12240	1	Wiper, 2"
13	*10430802	1	U-Cup
14	*10376701	1	Wear Ring
15	G10640	2	Grease Fitting, ¼"-28
16	G6801-06 GR1045	2	Elbow W/O-Ring, 90°, ⅝"-18 Male JIC To O-Ring O-Ring
17	G10617301	1	Orifice Flow Restrictor, .120" Diameter x ⅞"-20
18	G10617201	1	Orifice Flow Restrictor, .060" Diameter x ⅞"-20
A	G11066601	1	Cylinder Complete, 4" x 17.5" (Part Number Stamped On Barrel)
B	G10460601	1	Seal Kit, Includes: (3) O-Rings, (1) Wear Rings, (2) U-Cup, (1) BP Seal, (2) Piston Ring, (1) Back-Up Ring, (1) Wiper

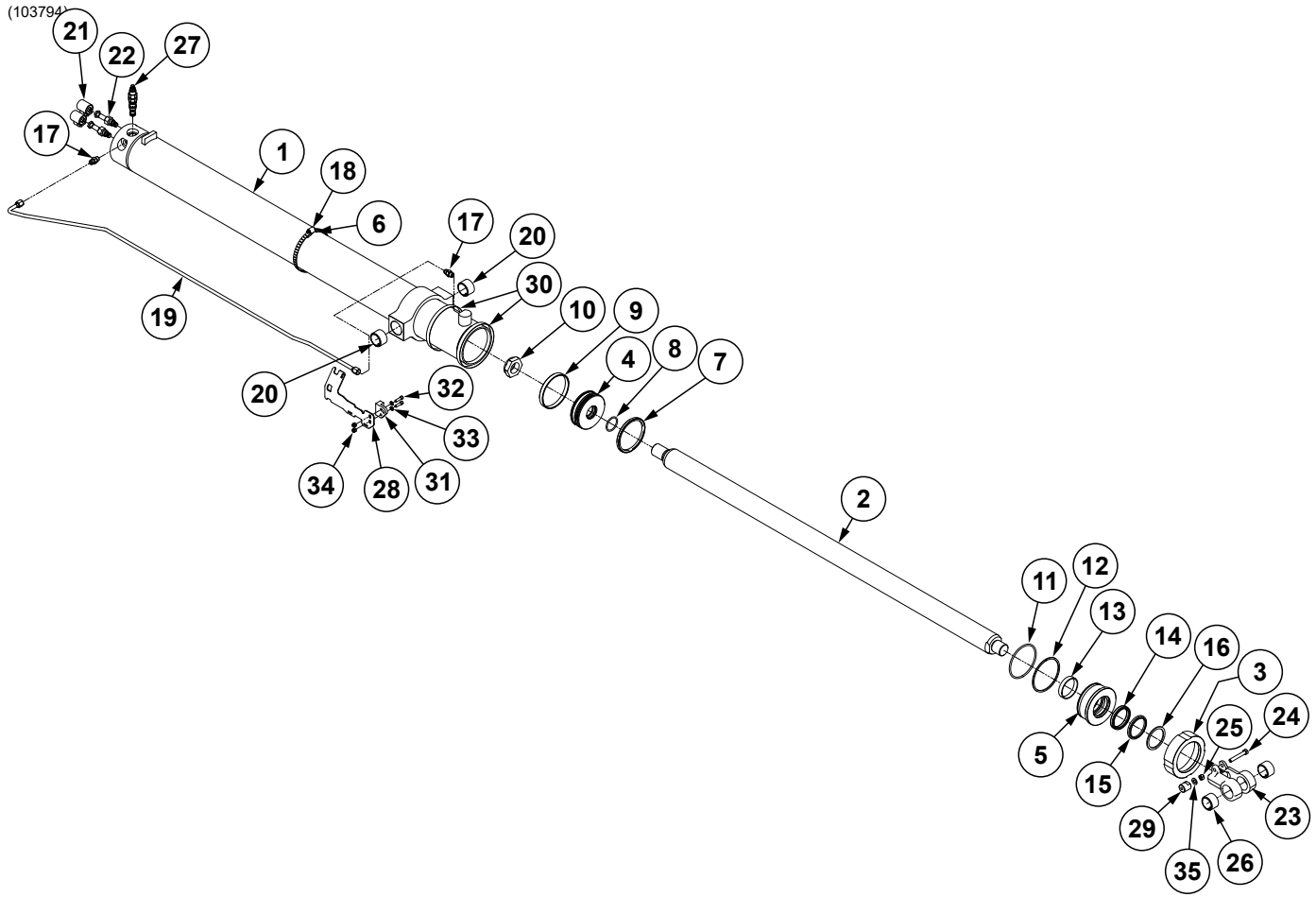
*Part of seal kit, item can not be purchased individually.



ITEM	PART NO.	QTY.	DESCRIPTION
1	G10300403	2	Steel Tension Bushing, 1.515" I.D. x .75"
2	G10377301	1	Clevis
3	G10049	1	Hex Head Cap Screw, 3/8"-16 x 2 1/2"
4	G10101	1	Hex Nut, 3/8"-16
5	G10300401	2	Steel Tension Bushing, 1.515" I.D. x 1.125"
6	G10825801	1	Barrell (Non-Stock Item)
7	G11053001	1	Cylinder Rod
8	*A24037	1	BP Piston Seal Assembly
9	G10825501	1	Piston
10	G10825401	1	Head Gland
11	*D29649	1	O-Ring, No. 215
12	GD27235	1	Nylon Lock Nut, 1"-14, Grade 8
13	*D12222	1	Back-Up Ring, No. 342
14	*D12221	1	O-Ring, No. 342
15	*10058801	1	Piston Wear Ring
16	*D12104	1	Ring, 1 3/4"
17	*D12200	1	Wiper, 1 3/4"
18	*D12253	1	U-Cup
19	*D23386	1	Wear Ring
20	*D12237	1	O-Ring, No. 018
21	G10372901	1	Valve Block
22	GD33361	1	Direct Acting Inverse Relief Valve
23	G6801-04-04	1	90° Adjustable Elbow, 1/4"-20
24	6400-04	1	Connector W/O-Ring, 1/4"-20 Male JIC To O-Ring
	GR1465	-	O-Ring
25	G10603201	1	Hydraulic Steel Line, 1/4"
26	G11021	2	Hex Socket Head Cap Screw, 5/16"-18 x 1 1/2"
27	G6408-10	1	Plug W/O-Ring, 1/4"-14 O-Ring
	GR1466	-	O-Ring
A	G10826001		Cylinder Complete, 4" x 16.188" (Part Number Stamped On Barrel)
B	G10837201	1	Seal Kit, Includes: (2) Wear Rings, (3) O-Rings, (1) Back-Up Ring, (1) Wear Ring, (1) U-Cup, (1) Wiper, (1) Ring, (1) BP Seal

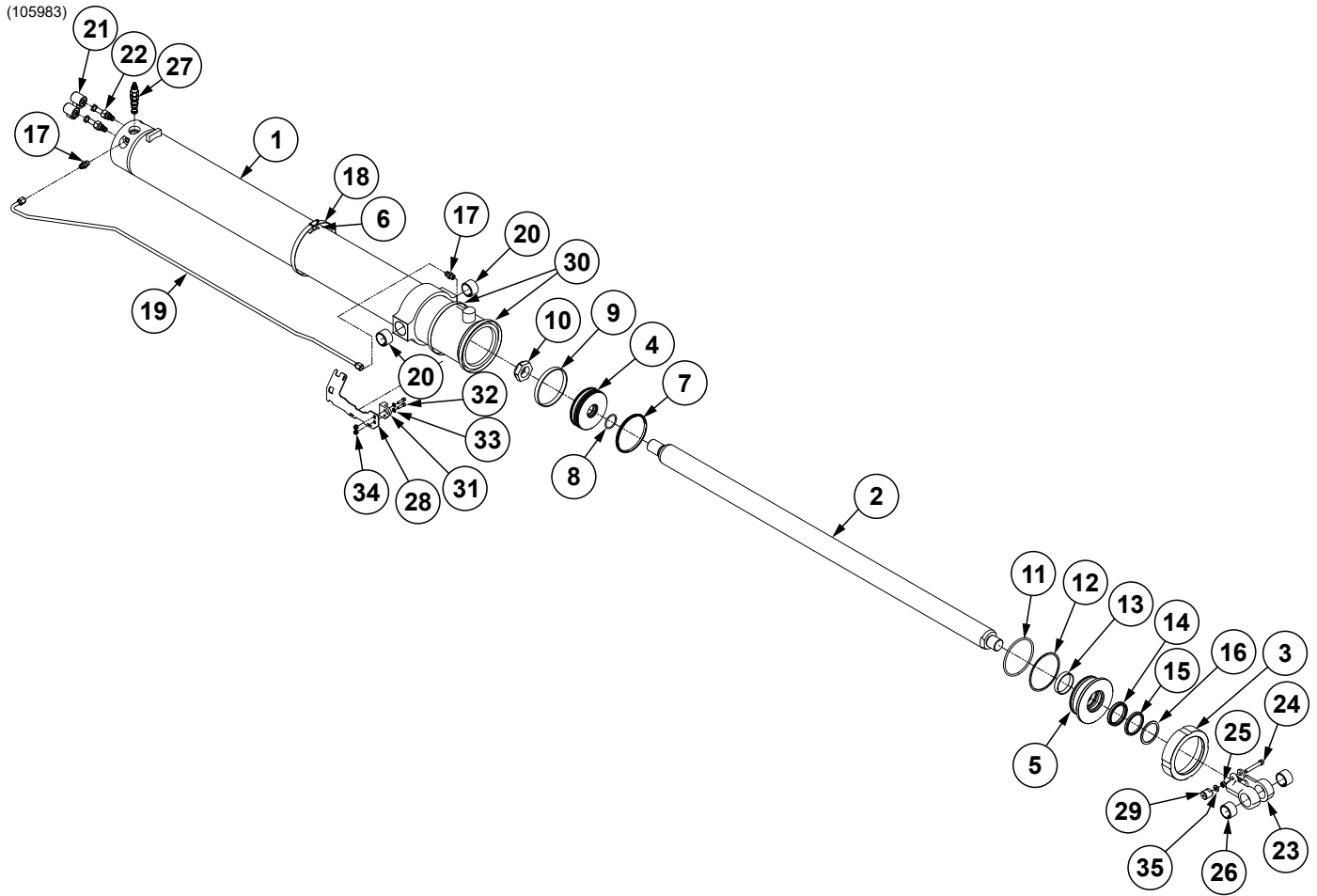


ITEM	PART NO.	QTY.	DESCRIPTION
1	G10300403	2	Steel Tension Bushing, 1.515" I.D. x .75"
2	G10377301	1	Clevis
3	G10049	1	Hex Head Cap Screw, 3/8"-16 x 2 1/2"
4	G10101	1	Hex Nut, 3/8"-16
5	G10300401	2	Steel Tension Bushing, 1.515" I.D. x 1.125"
6	10843501	1	Barrell (Non-Stock Item)
7	G11053101	1	Cylinder Rod
8	*A26334	1	BP Piston Seal Assembly
9	G10699801	1	Piston
10	G10843101	1	Head Gland
11	*D29649	1	O-Ring, No. 215
12	GD27235	1	Nylon Lock Nut, 1"-14, Grade 8
13	*D12219	1	BU Ring
14	*D12216	1	O-Ring, No. 344
15	*D12003	1	Wear Ring
16	*D12106	1	Ring
17	*D12240	1	Wiper, 2"
18	*10430802	1	U-Cup
19	*10376701	1	Wear Ring
20	*D12237	1	O-Ring, No. 018
21	G10372901	1	Valve Block
22	GD33361	1	Direct Acting Inverse Relief Valve
23	G6801-04-04	1	90° Adjustable Elbow, 7/16"-20
24	6400-04	1	Connector W/O-Ring, 7/16"-20 Male JIC To O-Ring
	GR1465	-	O-Ring
25	6500-04-04	1	90° Swivel Elbow, 7/16"-20 x 7/16"-20
26	G10770201	1	Hydraulic Steel Line, 1/4"
27	G11021	2	Hex Socket Head Cap Screw, 5/16"-18 x 1 1/2"
A	G10843701	1	Cylinder Complete, 4.25" x 16.188" (Part Number Stamped On Barrel)
B	G10774601	1	Seal Kit, Includes: (2) Wear Rings, (1) U-Cup, (4) O-Rings, (1) Back-Up Ring, (1) Wiper, (1) BP Seal



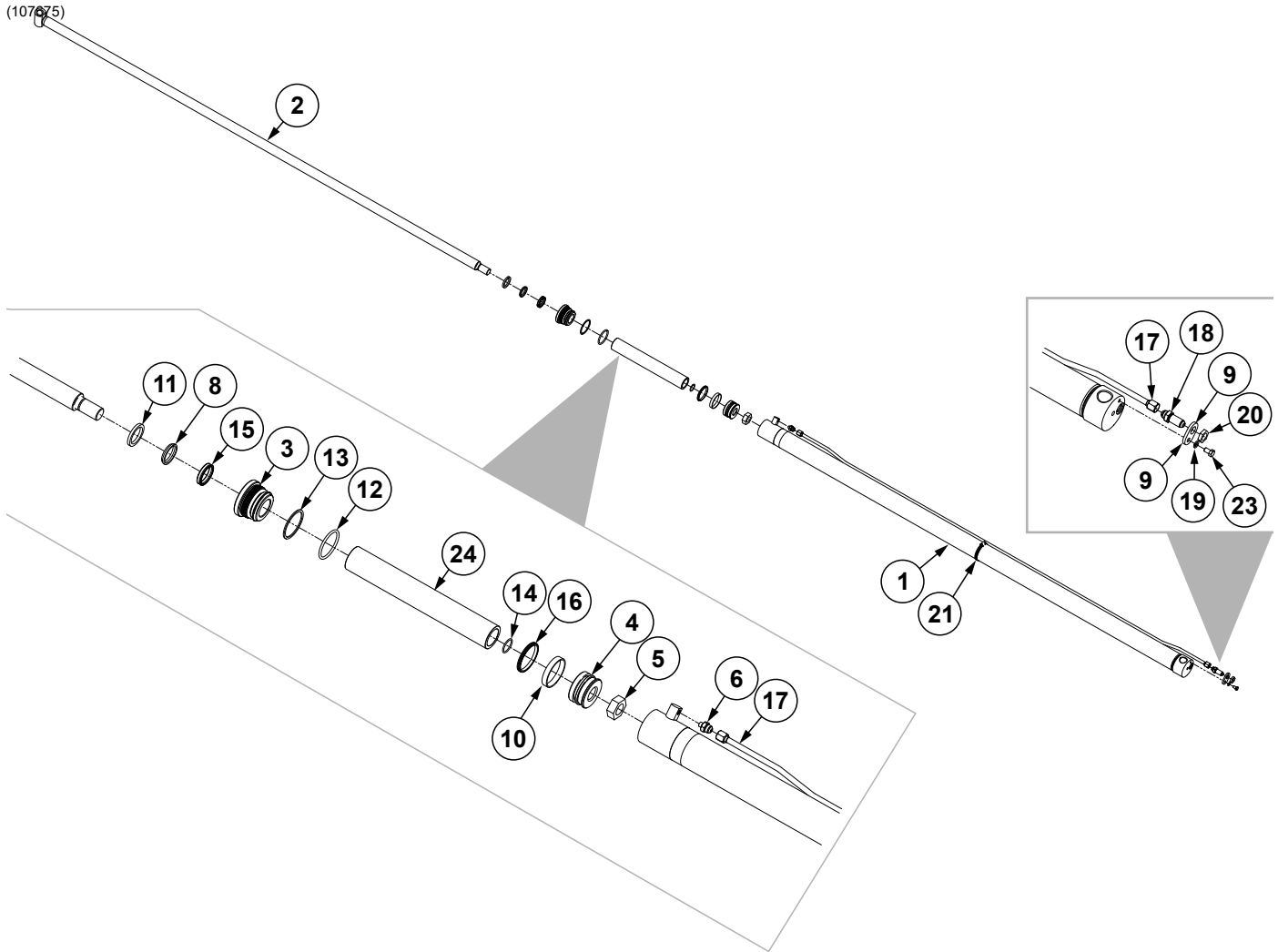
ITEM	PART NO.	QTY.	DESCRIPTION
1	10379101	1	Barrell (Non-Stock Item)
2	G10378501	1	Cylinder Rod
3	G10378301	1	Capture Ring
4	G11115601	1	Piston
5	G10379201	1	Head Gland
6	G10378201	1	Steel Line Mount
7	G10377801	1	BP Piston Seal Assembly
8	G10378101	1	O-Ring, No. 223
9	GD12148	1	Wear Ring
10	GD27238	1	Nylon Lock Nut, 1½"-12, Grade 8
11	GD12242	1	O-Ring, No. 346
12	GD12243	1	BU Ring
13	GD12137	1	Wear Ring
14	GD12264	1	U-Cup
15	GD12263	1	Wiper
16	GD12121	1	Ring
17	G6400-06	2	Connector W/O-Ring, ⅝"-18 Male JIC To O-Ring
	GR1045	-	O-Ring
18	G11089	1	Hose Clamp
19	G10378401	1	Hydraulic Steel Line, ⅜"
20	G10300401	2	Steel Tension Bushing, 1.515" I.D. x 1.125"
21	GA21066	2	Coil
22	GA21064	2	Double Poppet, No. 8
23	G10377301	1	Clevis
24	G10049	1	Hex Head Cap Screw, ⅜"-16 x 2½"
25	G10101	1	Hex Nut, ⅜"-16
26	G10300401	2	Steel Tension Bushing, 1.515" I.D. x 1.125"
27	GA20697	1	Counterbalance Valve
28	G10940601	1	Implement Switch Mount
29	G10940701	1	Implement Switch Indicator
30	G10051001	2	Bolt Clamp, 4" to 7¼"
31	GA18353	1	Position Switch Magnetic Reed
32	G10252	2	Hex Socket Head Cap Screw, ¼"-20 x ⅞", Grade 8
33	G11328	2	Flat Washer, ¼"
34	G11320	2	Lock Nut, ¼"-20, Grade B
35	G11387	1	Flat Washer, ⅜" SAE
A	G10379401	1	Cylinder Complete, 4½" x 52.375" (Part Number Stamped On Barrel)
B	G10461001	1	Seal Kit, Includes: (1) Piston Seal, (4) O-Rings, (1) Wiper, (2) Wear Rings, (1) U-Cup, (1) Back-Up Ring

*Part of seal kit, item can not be purchased individually.



ITEM	PART NO.	QTY.	DESCRIPTION
1	10597701	1	Barrell (Non-Stock Item)
2	G10378501	1	Cylinder Rod
3	G10598001	1	Capture Ring, 5"
4	G11115501	1	Piston
5	G10597901	1	Head Gland
6	G10378201	1	Steel Line Mount
7	G10600301	1	BP Piston Seal Assembly
8	G10378101	1	O-Ring, No. 223
9	*D37076	1	Wear Ring
10	GD27238	1	Nylon Lock Nut, 1½"-12, Grade 8
11	G10599901	1	O-Ring, No. 350
12	G10600001	1	Back-Up Ring, No. 350
13	*D12137	1	Wear Ring
14	*D12264	1	U-Cup
15	GD12263	1	Wiper
16	GD12121	1	Ring
17	G6400-06	2	Connector W/O-Ring, ⅝"-18 Male JIC To O-Ring
	GR1045	-	O-Ring
18	G10599201	1	Hose Clamp
19	G10598101	1	Hydraulic Steel Line, ⅜"
20	G10300401	2	Steel Tension Bushing, 1.515" I.D. x 1.125"
21	GA21066	2	Coil
22	GA21064	2	Double Poppet, No. 8
23	G10377301	1	Clevis
24	G10049	1	Hex Head Cap Screw, ⅜"-16 x 2½"
25	G10101	1	Hex Nut, ⅜"-16
26	G10300401	2	Steel Tension Bushing, 1.515" I.D. x 1.125"
27	GA20697	1	Counterbalance Valve
28	G10940501	1	Implement Switch Mount
29	G10940701	1	Implement Switch Indicator
30	G10051001	2	Bolt Clamp, 4" to 7¼"
31	GA18353	1	Position Switch Magnetic Reed
32	G10252	2	Hex Socket Head Cap Screw, ¼"-20 x ⅞", Grade 8
33	G11328	2	Flat Washer, ¼"
34	G11320	2	Lock Nut, ¼"-20, Grade B
35	G11387	1	Flat Washer, ⅜" SAE
A	G10598301	1	Cylinder Complete, 4½" x 48" (Part Number Stamped On Barrel)
B	G10629301	1	Seal Kit, Includes: (1) BP Seal, (3) O-Rings, (1) Back-Up Ring, (2) Wear Rings, (1) Wiper, (1) U-Cup,

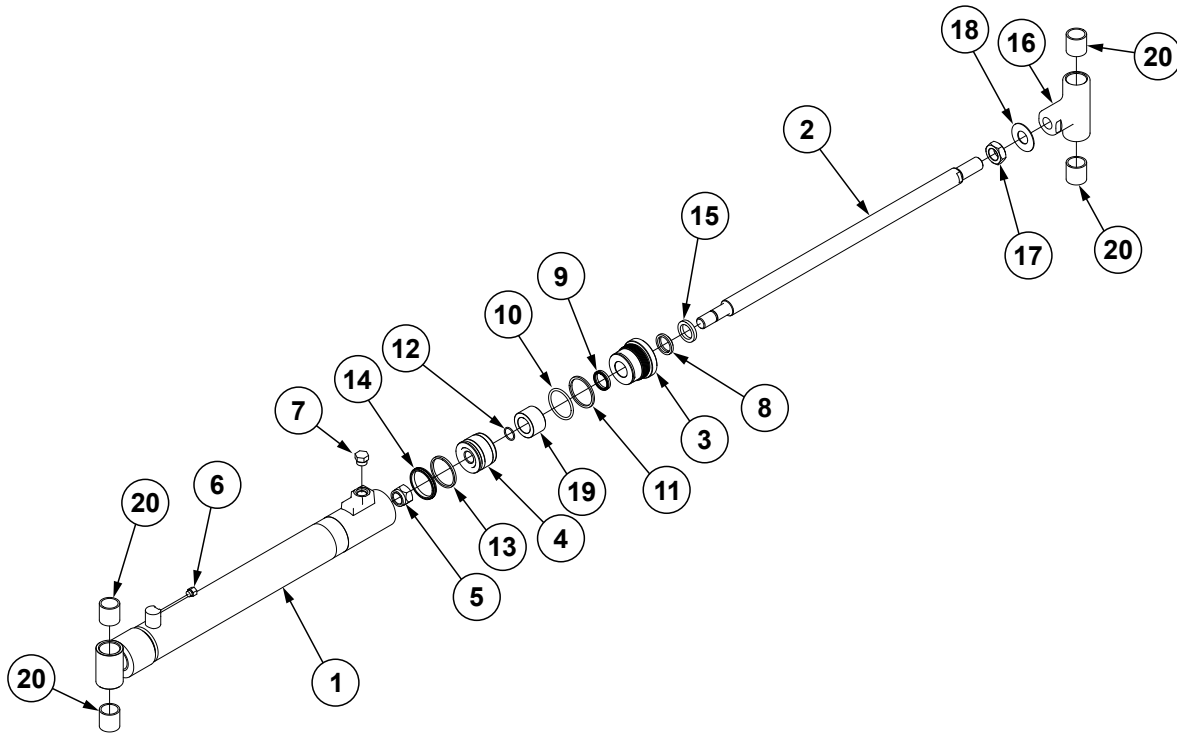
*Part of seal kit, item can not be purchased individually.



ITEM	PART NO.	QTY.	DESCRIPTION
1	A13937	1	Barrel (Non-Stock Item), 12 Row
	A13953	1	Barrel (Non-Stock Item), 16 Row
2	GA13935	1	Rod Assembly, 12 Row
	GA8859	1	Rod Assembly, 16 Row
3	GD11984	1	Gland
4	GD11970	1	Piston
5	G10972	1	Lock Nut, 1 $\frac{1}{4}$ "-12
6	G6400-08-04	1	Connector W/O-Ring, $\frac{3}{4}$ "-16 Male JIC To $\frac{7}{16}$ "-20 O-Ring
	GR1465	-	O-Ring
7	G6408-08	1	Plug W/O-Ring, $\frac{3}{4}$ "-16 O-Ring
	GR1037	-	O-Ring
8	*D12200	1	Wiper, 1 $\frac{3}{4}$ "
9	GD12597	1	Bracket
10	*D12047	1	Wear Ring
11	*D12104	1	Ring, 1 $\frac{3}{4}$ "
12	*D12202	1	O-Ring, No. 334
13	*D12203	1	Back-Up Ring, No. 334
14	*D12204	1	O-Ring, No. 218
15	*D12253	1	U-Cup
16	*A24016	1	BP Piston Seal Assembly
17	GA13939	1	Hydraulic Tube Assembly, 62 $\frac{7}{8}$ ", 12 Row
	GA8979	1	Hydraulic Tube Assembly, 92 $\frac{11}{16}$ ", 16 Row
18	G2700-08	1	Bulkhead Tube Union, $\frac{3}{4}$ "-16 Male JIC
19	G10229	1	Lock Washer, $\frac{3}{8}$ "
20	G306-08	1	Lock Nut, $\frac{3}{4}$ "-16
21	G10990	1	Hose Clamp, No. 52
22	G304-C-8	1	Cap Nut, $\frac{3}{4}$ "-16
23	G10328	1	Hex Head Cap Screw, $\frac{3}{8}$ "-16 x $\frac{5}{8}$ "
24	GD5247-12	1	Sleeve, 2 $\frac{3}{8}$ " O.D. x 1.765" I.D. x 10", 12 Row
	GD5247-16	1	Sleeve, 2 $\frac{3}{8}$ " O.D. x 1.765" I.D. x 16", 16 Row
A	G10767501	1	Cylinder Complete, 3" x 74" (Part Number Stamped On Barrel), 16 Row
	G10767502	1	Cylinder Complete, 3" x 50" (Part Number Stamped On Barrel), 12 Row
B	G10839401	1	Seal Kit, Includes: (1) Wiper, (1) U-Cup, (2) O-Rings, (1) Ring, (1) BU Ring, (1) Wear Ring, (1) BP Seal

*Part of seal kit, item can not be purchased individually.

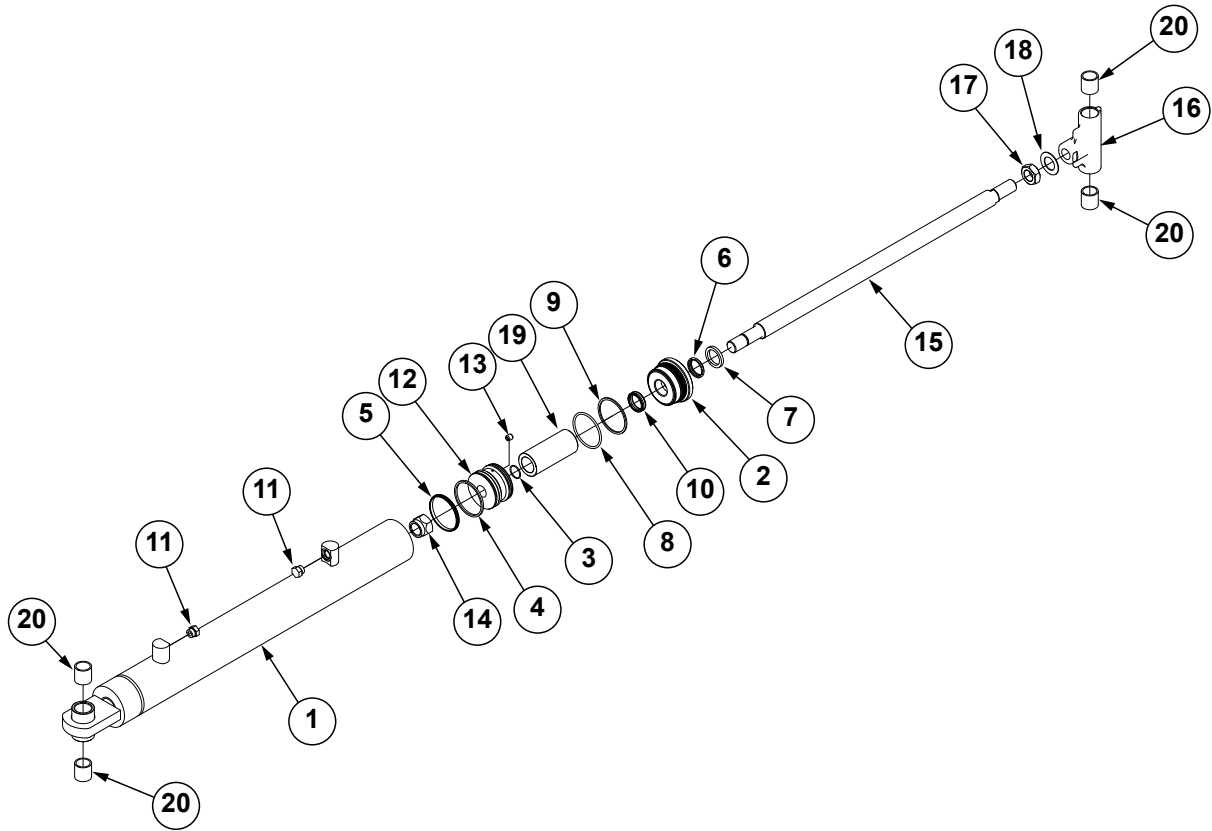
(IP1720)



ITEM	PART NO.	QTY.	DESCRIPTION
1	G10502901	1	Barrel (Non-Stock Item)
2	GD34209	1	Rod
3	*D10207	1	Gland
4	GD11983	1	Piston
5	G10969	1	Lock Nut, 7/8"-14
6	G6408-04 GR1465	1 -	Plug W/O-Ring, 7/16"-20 O-Ring O-Ring
7	G6408-08 GR1037	1 -	Plug W/O-Ring, 3/4"-16 O-Ring O-Ring
8	*D12210	1	Wiper
9	*D12251	1	U-Cup
10	GD12212	1	O-Ring, No. 330
11	*D12213	1	BU Ring
12	*D12214	1	O-Ring, No. 118
13	*D12012	1	Piston Ring, 2 1/2"
14	*A24473	1	BP Piston Seal, 2 1/2"
15	GD12102	1	Ring, 1 1/4"
16	G11012601	1	Sleeve
17	G10324	1	Hex Jam Nut, 1"-14, Grade 2
18	GD23002	1	Locking Device
19	GD0752-07	1	Sleeve, 2" O.D. x 1.265 I.D. x 1 1/4"
20	G10522401	4	Bearing, 1.2579" I.D. x 1 1/2"
A	G11012701		Cylinder Complete, 2 1/2" x 18 13/16" (Part Number Stamped on Barrel)
B	G10949601	1	Seal Kit

*Item is part of seal kit, item can not be purchased individually.

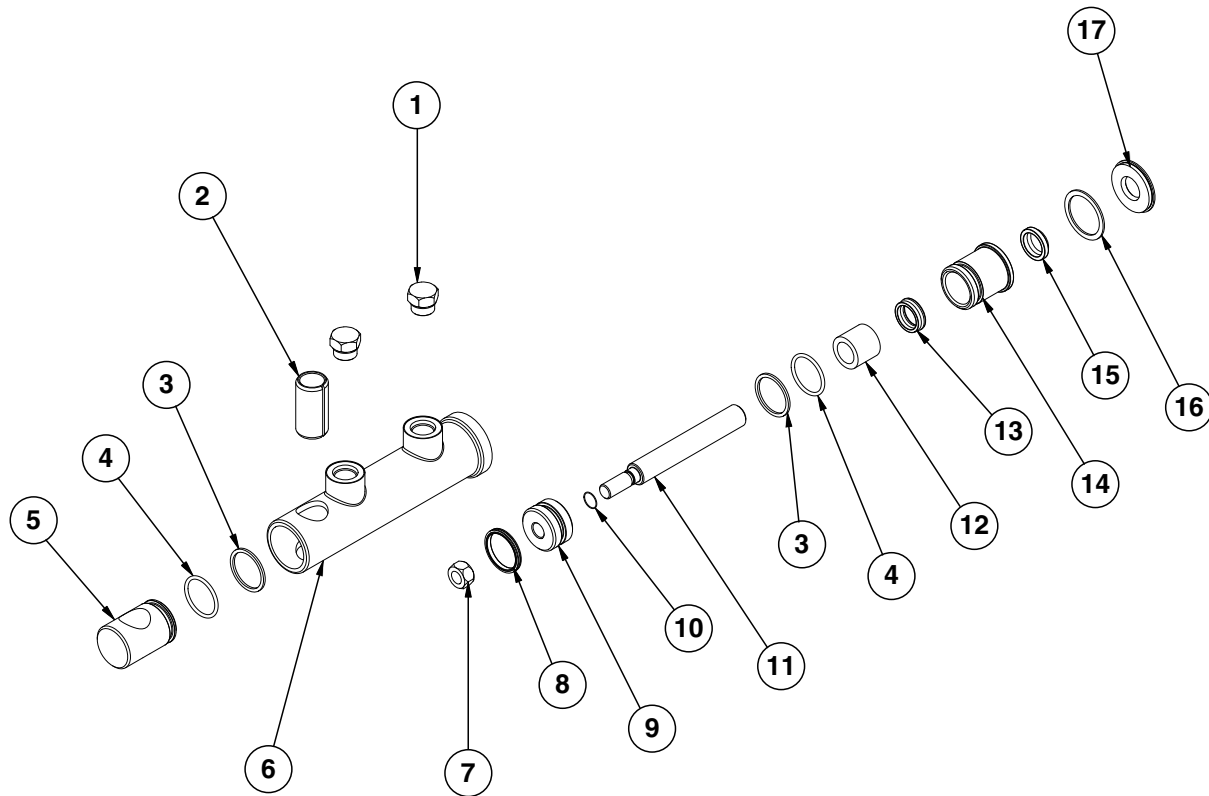
(IP1721)



ITEM	PART NO.	QTY.	DESCRIPTION
1	G10528501	1	Barrel (Non-Stock Item)
2	GD12548	1	Gland
3	*D12245	1	O-Ring, #122
4	*D12088	1	Piston Ring, 3½"
5	*A26168	1	BP Piston Seal, 3½"
6	*D12206	1	Wiper, 1½"
7	*D12103	1	Cast Iron Ring
8	*D12231	1	O-Ring, #338
9	*D12232	1	BU Ring
10	*D12252	1	U-Cup
11	G6408-08 GR1037	2 -	Plug W/O-Ring, ¾"-16 O-Ring O-Ring
12	GD26966	1	Piston, 3½"
13	GD11580	1	Flow Restrictor Orifice, ½"-20
14	G10948	1	Lock Nut, 1⅛"-12
15	GD27068	1	Rod
16	G10528701	1	Sleeve
17	G11907	1	Hex Jam Nut, 1⅛"-12 Grade 5
18	GD27067	1	Locking Device
19	GD2745-28	1	Sleeve, 2¼" O.D. x 5.19"
20	G10522401	4	Bearing, 1.2579" I.D. x 1½"
A	G10528401		Cylinder Complete, 3½" x 20¾" (Part Number Stamped on Barrel)
B	GR1532	1	Seal Kit, Includes: (1) Wiper, (2) O-Rings, (1) U-Cup, (1) BU Ring, (1) Cast Iron Ring, (1) BP Piston Seal

*Item is part of seal kit, item can not be purchased individually.

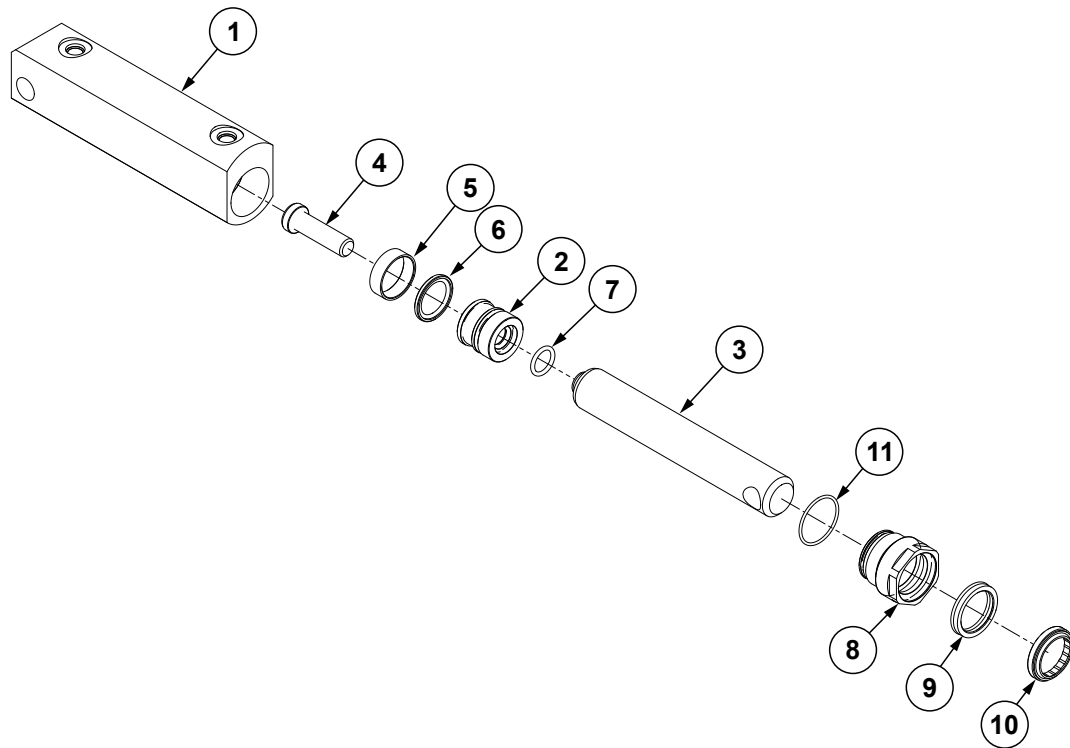
(IP1029)



ITEM	PART NO.	QTY.	DESCRIPTION
1	G6408-08 GR1037	2 -	Plug W/O-Ring, 3/4"-16 O-Ring O-Ring
2	GD13400	1	Tension Bushing, 1" x 2" Long
3	*D12260	2	Back-Up Ring, No. 218
4	*D12204	2	O-Ring, No. 218
5	GD13173	1	End Cap
6	D13169	1	Barrel (Non-Stock Item)
7	GD27232	1	Nylon Lock Nut, 1/2"-20, Grade 8
8	*D12276	1	T-Seal, 1 1/2"
9	GD13172	1	Piston
10	*D12261	1	O-Ring, No. 014
11	GD13171	1	Rod
12	*D13399	1	Bronze Bushing
13	*D12259	1	U-Cup
14	GD13170	1	Gland
15	*D12258	1	Wiper
16	G10770	1	Internal Retaining Ring, 1 11/16"
17	GD12139	1	Water Cap Seal
A	GA9205	-	Cylinder Complete, 1 1/2" x 2 1/2" (Part Number Stamped On Barrel)
B	GR1598	-	Seal Kit, Includes: (2) O-Rings, (1) Back-Up Ring, (1) U-Cup, (1) Wiper, (2) Seals, (1) Bronze Bushing

*Part of seal kit, item can not be purchased individually.

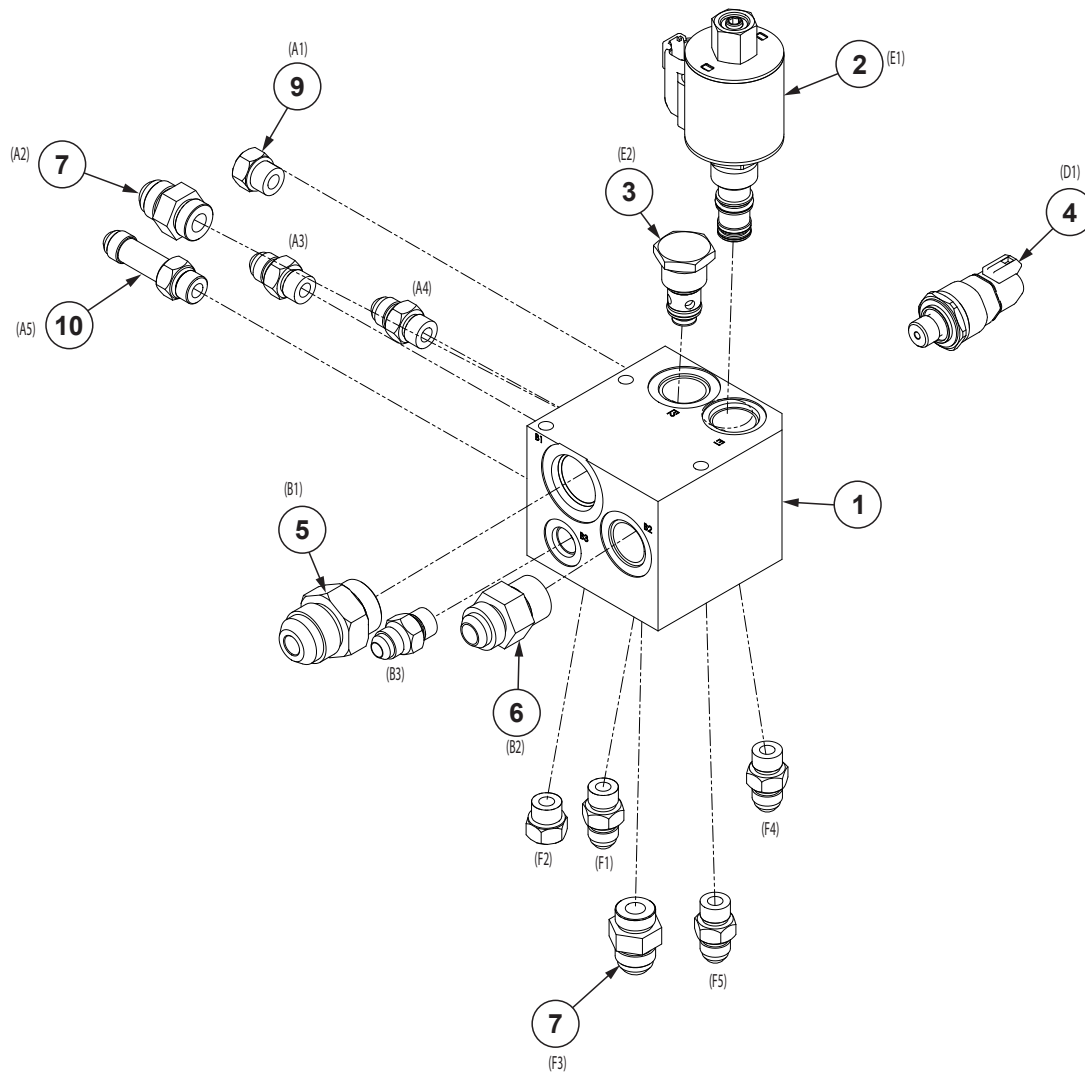
(109834)



ITEM	PART NO.	QTY.	DESCRIPTION
1	10972802	1	Barrell (Non-Stock Item)
2	G10205101	1	Piston
3	G10205201	1	Cylinder Rod
4	G10205801	1	Hex Socket Head Cap Screw, 1/2"-13 x 1 1/4"
5	*10205301	1	Wear Ring, 1 1/4"
6	*10983501	1	Piston Seal
7	*10205901	1	O-Ring, No. 114
8	G10205001	1	Head Gland
9	*10205401	1	U-Cup
10	*10992301	1	Wiper
11	*10205701	1	O-Ring
A	G10983402	1	Cylinder Complete, 1 1/4" x 4 1/4"
B	G10265701	1	Seal Kit, Includes: (1) Wear Ring, (2) O-Rings, (1) U-Cup, (1) Piston Seal, (1) Wiper

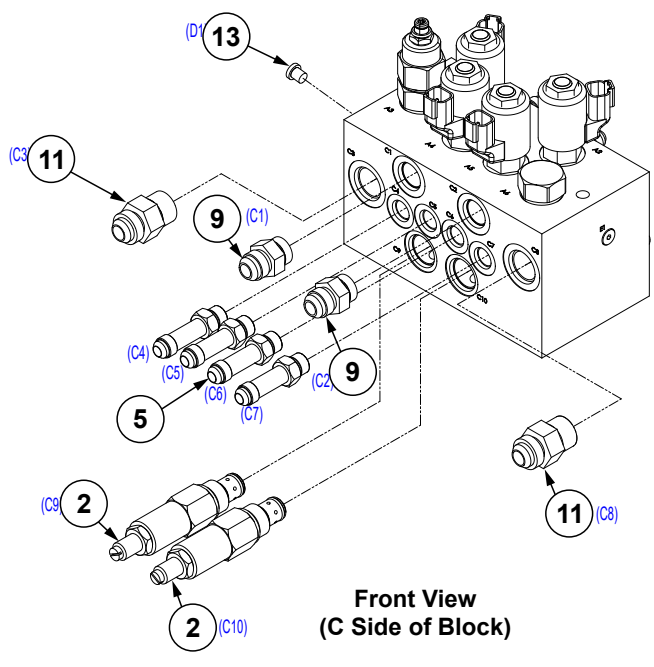
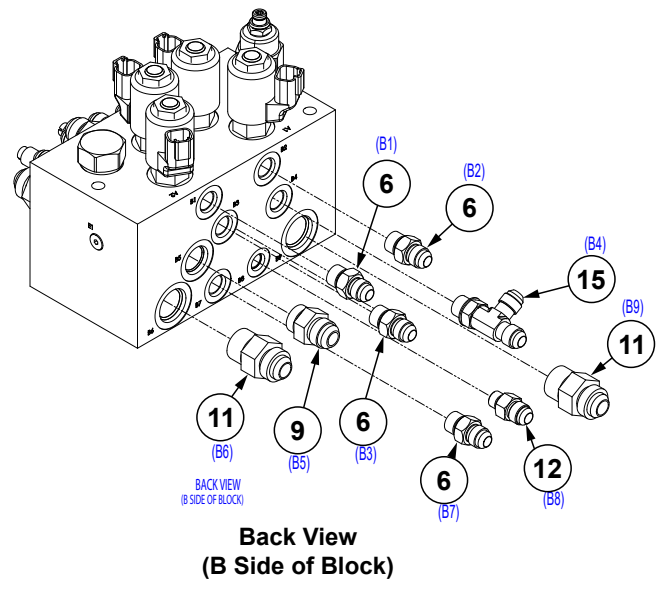
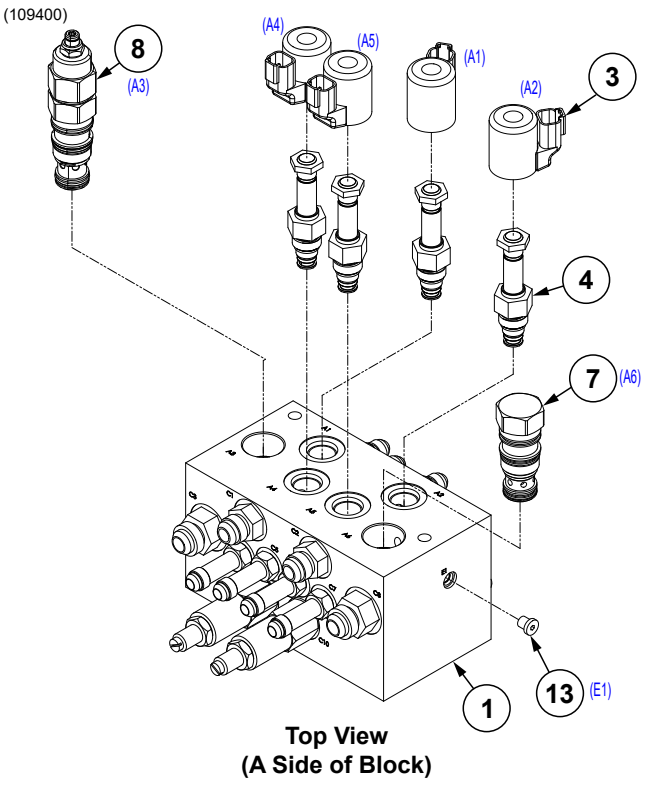
* Item is part of a sub-assembly, item can not be purchased individually.

(109734)



ITEM	PART NO.	QTY.	DESCRIPTION
1	G10973501	1	Valve Block
2	G10269501	1	Valve W/Coil
3	GA18992	1	Check Valve
4	G10780301	1	Pressure Sensor, 0-250 Bar
5	G6400-12 GR1467	1 -	Connector, W/O-Ring, 1 1/16"-12 Male JIC To O-Ring O-Ring
6	G6400-10 GR1466	1 -	Connector W/O-Ring, 7/8"-14 Male JIC To O-Ring O-Ring
7	6400-08-VT GR1037	2	Connector W/O-Ring, 3/4"-16 Male JIC To O-Ring O-Ring
8	G6400-06 GR1045	6	Connector W/O-Ring, 9/16"-18 Male JIC To O-Ring O-Ring
9	G6408-06 GR1045	2	Plug W/O-Ring, 9/16"-18 O-Ring O-Ring
10	G6400-L-06 GR1045	1	Long Connector W/O-Ring, 9/16"-18 Male JIC To O-Ring O-Ring

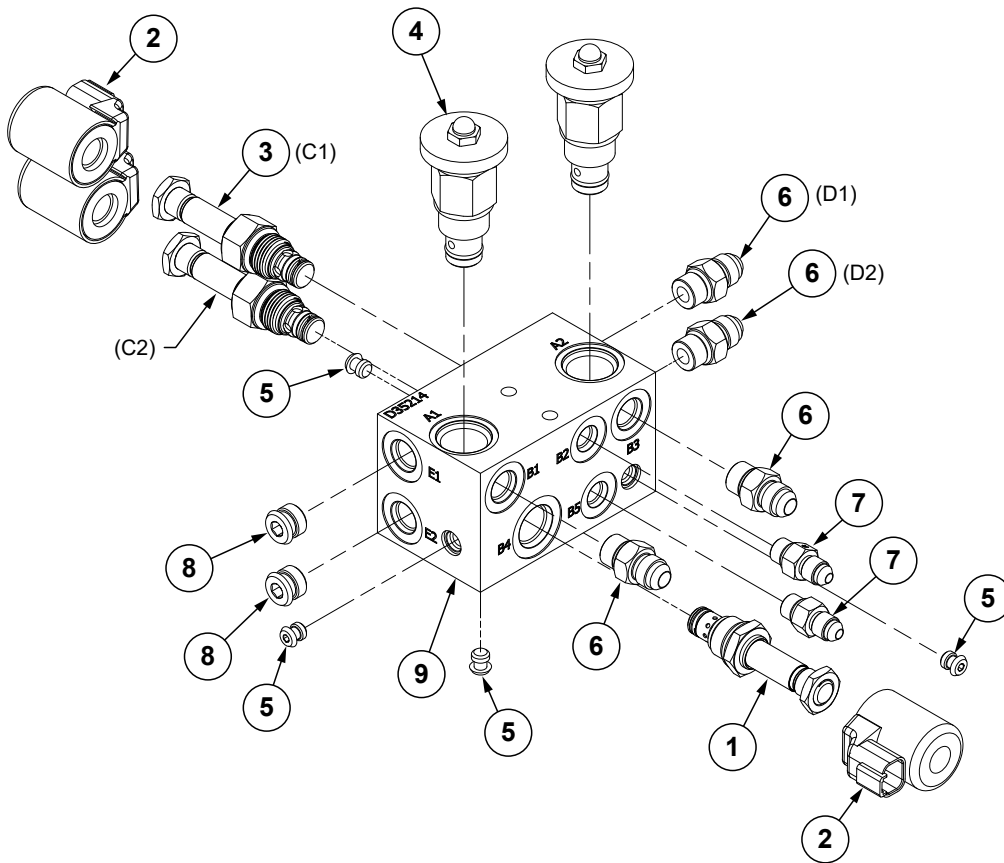
This page left blank intentionally.



ITEM	PART NO.	QTY.	DESCRIPTION
1	G10939901	1	Valve Block
2	GA3407	2	Pressure Relief Valve, 1000 PSI
3	GA21066	4	Coil
4	GA21064	4	Double Poppet, No. 8
5	G6400-L-06 GR1045	4 -	Long Connector W/O-Ring, 9/16"-18 Male JIC To O-Ring O-Ring
6	G6400-06 GR1045	4	Connector W/O-Ring, 9/16"-18 Male JIC To O-Ring O-Ring
7	G10109601	1	Check Valve Cartridge
8	G10468301	1	Counterbalance Valve, 30 GPM
9	G6400-08 GR1037	3	Connector W/O-Ring, 3/4"-16 Male JIC To O-Ring O-Ring
10	---	---	---
11	G6400-10 GR1466	4	Connector W/O-Ring, 7/8"-14 Male JIC To O-Ring O-Ring
12	6400-06-04 GR1465	1	Connector W/O-Ring, 9/16"-18 Male JIC To 7/16"-20 O-Ring O-Ring
13	6408-H02-0	2	Hex Socket O-Ring Plug, 5/16"-24
14	---	---	---
15	G6804-06	1	Tee, 9/16"-18 JIC w/O-Ring

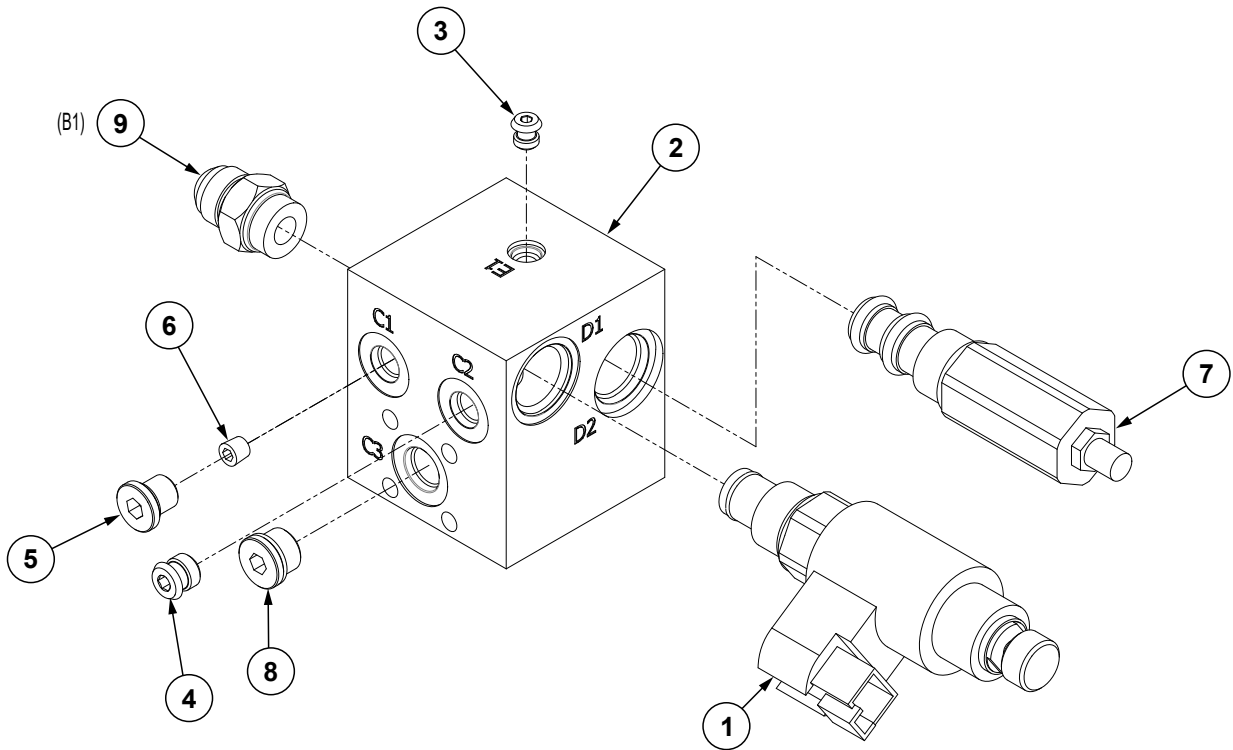
(A25233)

L.H. Shown



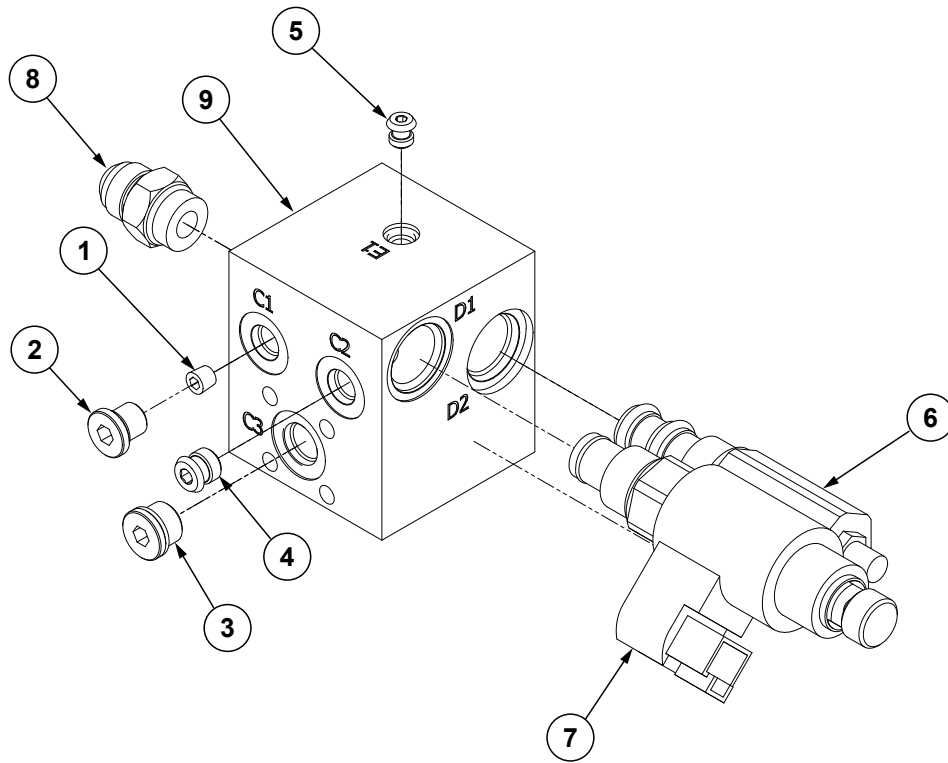
ITEM	PART NO.	QTY.	DESCRIPTION
1	GA24852	1	Solenoid Valve
2	GA21066	3	Coil P Series
3	GA21064	2	NC Double Poppet, No. 8
4	GA3413	2	Flow Control Valve
5	GD29318	4	Plug
6	G6400-06 GR1045	4 -	Connector W/O-Ring, 1/16"-18 Male JIC To O-Ring O-Ring
7	6400-04 GR1465	2 -	Connector W/O-Ring, 7/16"-20 Male JIC To O-Ring O-Ring
8	GD29319	2	Plug
9	GD35214	1	Outer Wing Manifold Block

(101901)



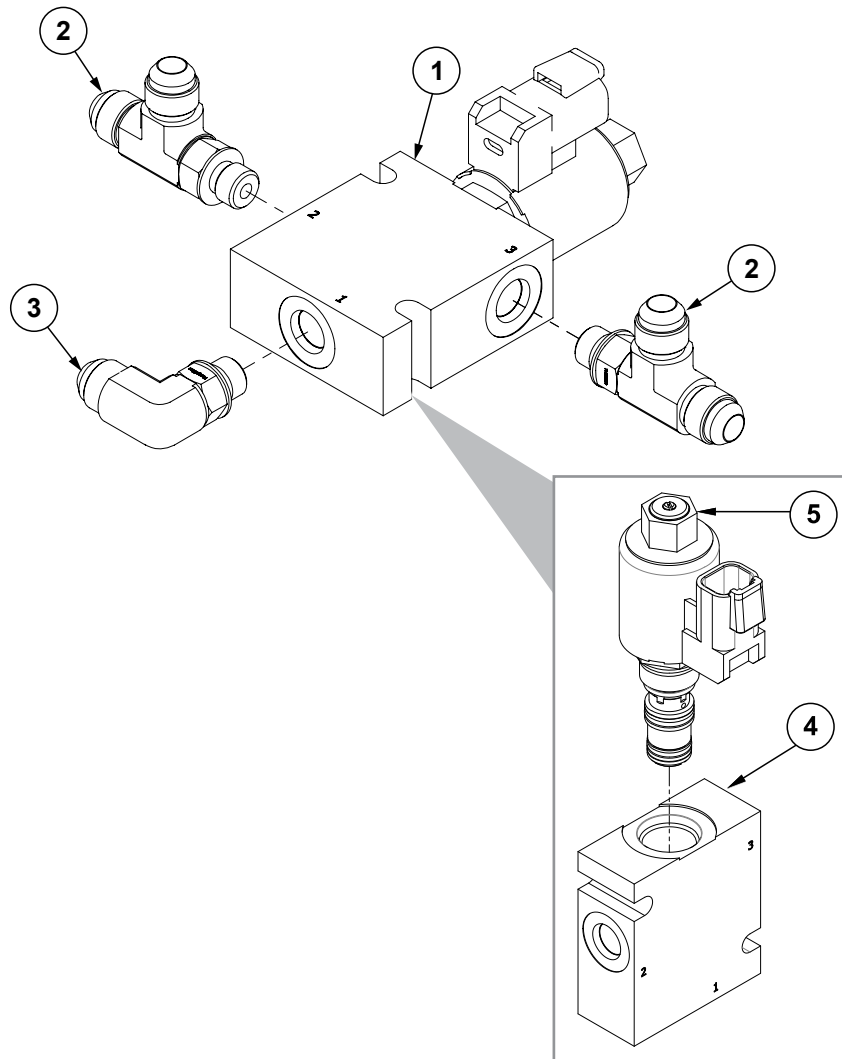
ITEM	PART NO.	QTY.	DESCRIPTION
1	G10306301	1	Hydraulic Fan Block Coil
2	G10169601	1	Fan Control Manifold
3	GD29318	1	Plug
4	GD29321	1	Plug
5	G6408-H04-0	1	Hex Socket Head Plug, 7/16"-20
6	GD29324	1	Flow Restrictor Orifice, .020" Diameter
7	G10019401	1	Fan Control Cartridge
8	G6408-H06-O	1	Hex Socket Head O-Ring Plug, 9/16"-18
9	G6400-08 GR1037	1 -	Connector W/O-Ring, 3/4"-16 Male JIC To O-Ring O-Ring

(101860)



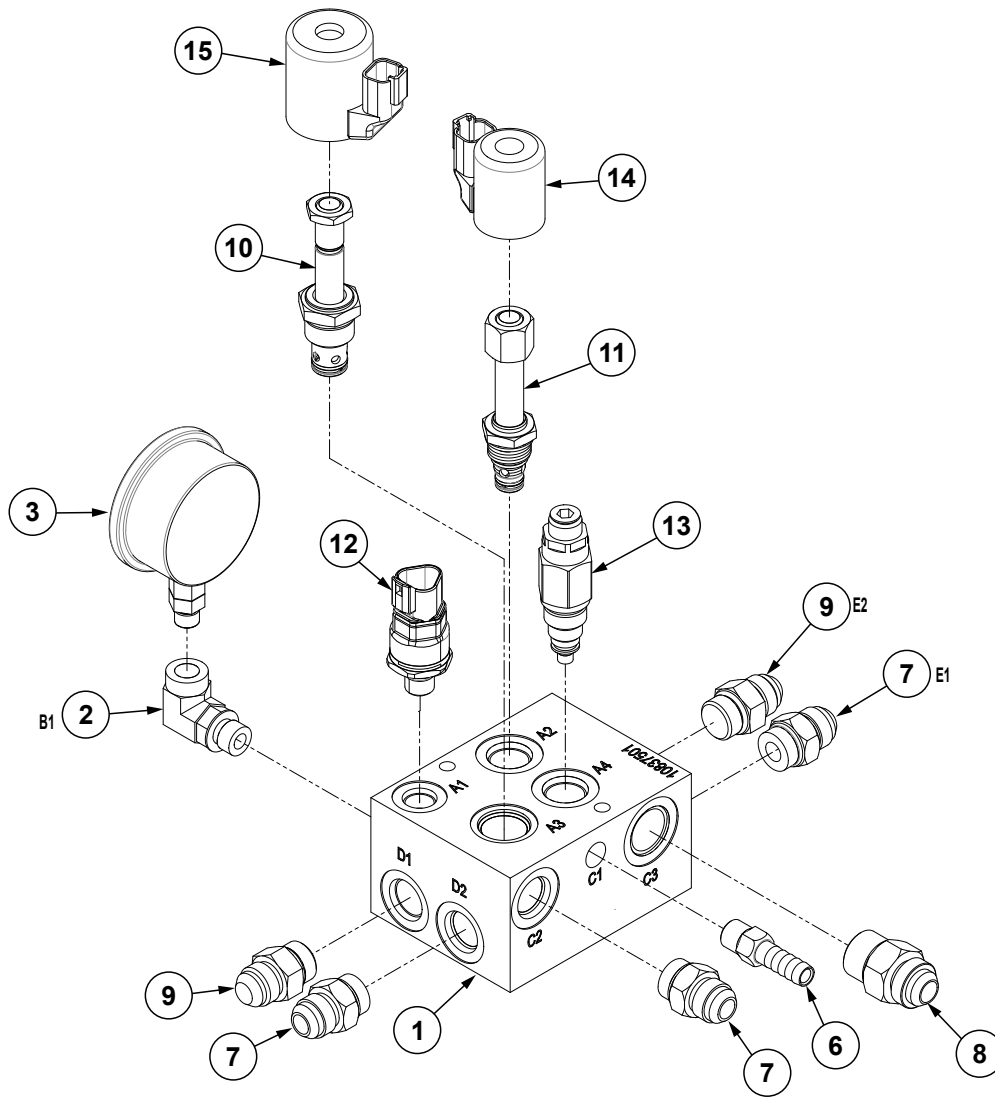
ITEM	PART NO.	QTY.	DESCRIPTION
1	GD29324	1	Flow Restrictor Orifice, .020" Diameter
2	G6408-H04-0	1	Hex Socket Head Plug, 7/16"-20
3	G6408-H06-0	1	Hex Socket Head O-Ring Plug, 9/16"-18
4	GD29321	1	Plug
5	GD29318	1	Plug
6	G10019401	1	Fan Control Cartridge
7	G10306201	1	Hydraulic Fan Block Coil
8	G6400-08 GR1037	1 -	Connector W/O-Ring, 3/4"-16 Male JIC To O-Ring O-Ring
9	G10169601	1	Fan Control Manifold
10	G6801-06-08 GR1037	- -	Elbow W/O-Ring, 90°, 9/16"-18 Male JIC To 3/4"-16 O-Ring O-Ring

(109721/109450)



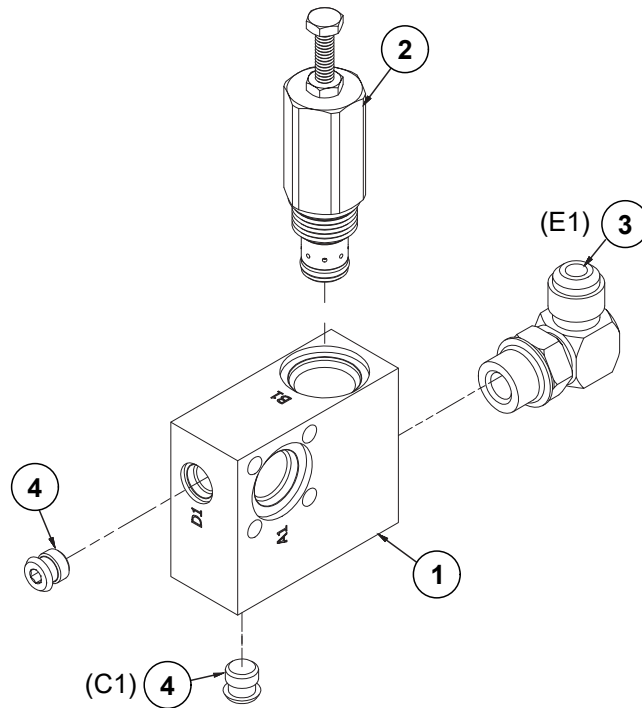
ITEM	PART NO.	QTY.	DESCRIPTION
1	G10945001	1	Row Unit Control Block, Includes Items 4 and 5
2	G6804-06-04-06	2	Adjustable Tee, 1/16"-18 JIC, 7/16"-20 O-Ring
3	G6801-06-04	1	Elbow, 90°, 1/16"-18 x 7/16"-20 W/O-Ring
4	GD35271	1	Row Unit Control Block
5	G10941101	1	Manual Override Cartridge

(108374)



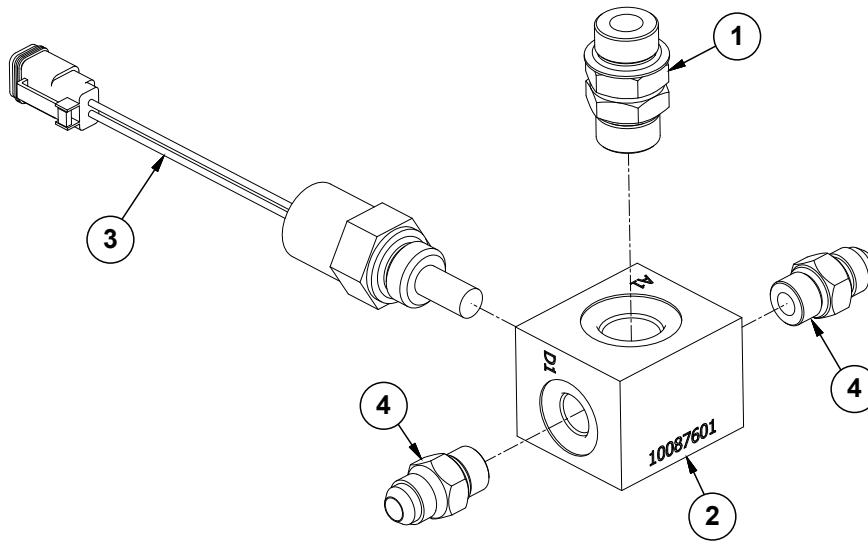
ITEM	PART NO.	QTY.	DESCRIPTION
1	G10837501	1	Manifold Block
2	G6815-06-04	1	90° Adjustable Street Elbow
3	GA26005	1	Pressure Dial
4	---	---	---
5	---	---	---
6	GD11700	1	Adapter, ¼" NPT To ¾" Barb
7	G6400-08 GR1037	3 -	Connector W/O-Ring, ¾"-16 Male JIC To O-Ring O-Ring
8	G6400-10 GR1466	1 -	Connector W/O-Ring, ⅞"-14 Male JIC To O-Ring O-Ring
9	GA20252	2	Check Valve
10	GA25390	1	Solenoid, No. 10, Single Poppet
11	GA25389	1	Solenoid, No. 8, Single Poppet
12	G10780301	1	Pressure Sensor
13	GA25982	1	Pressure Relief
14	GA25403	1	Coil, 12V
15	GA25404	1	Coil, 12V

(10199901)

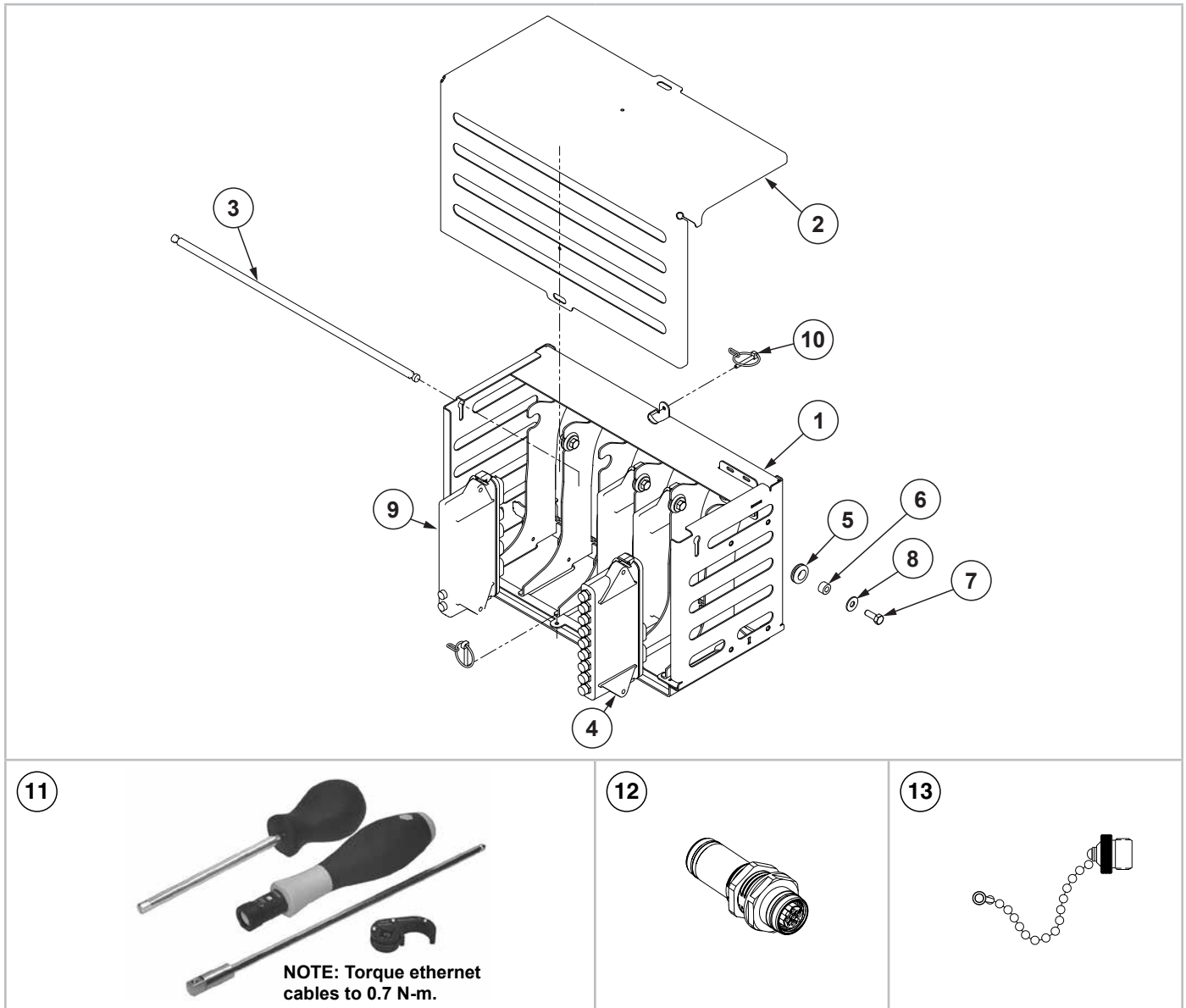


ITEM	PART NO.	QTY.	DESCRIPTION
1	G10169701	1	Block
2	G10053801	1	Adjustable Flow Control Valve
3	G6801-08 GR1037	2	Elbow W/O-Ring, 90°, 3/4"-16 Male JIC To O-Ring
4	GD29321	2	Plug

(100877)

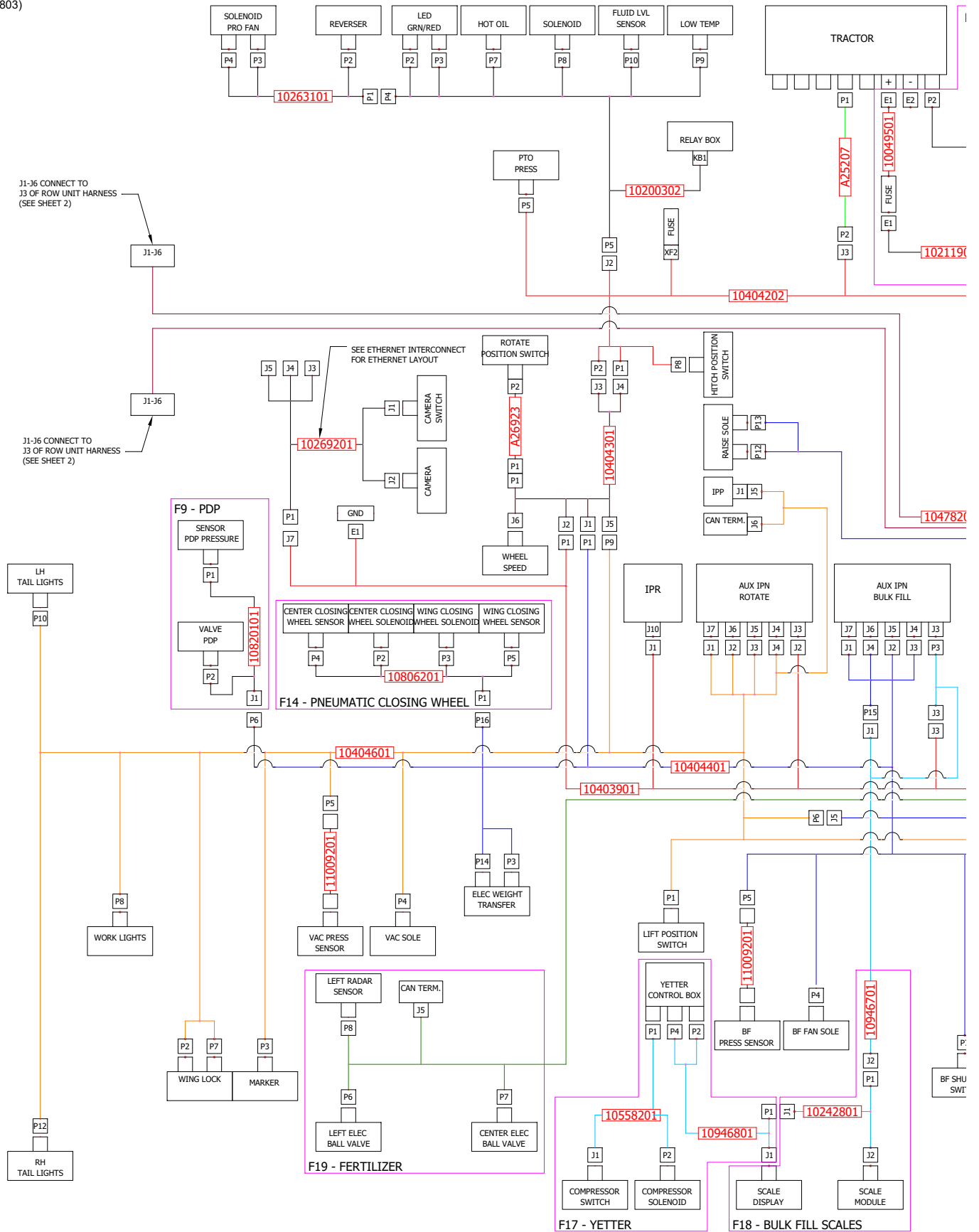


ITEM	PART NO.	QTY.	DESCRIPTION
1	6403-NWO-08	1	Adjustable Union W/O-Ring, 3/4"-16
2	G10087601	1	Hydraulic Manifold Block
3	G10098201	1	Temperature Sensor
4	G6802-06-06	2	45° Elbow, 1/4"-18 x 1/4"-18 W/O-Ring



ITEM	PART NO.	QTY.	DESCRIPTION
1	G10918801	1	Auxiliary IPN Module Box
2	G10918701	1	Auxiliary IPN Module Cover
3	G10919401	1	Auxiliary IPN Mount Lock Rod
4	GA25950	1	IPR Module Assembly
5	GD35868	4	Grommet
6	GD35872	4	Spacer
7	G10991	4	Hex Head Cap Screw, 5/16"-18 x 7/8"
8	G10219	4	Washer, 5/16" USS
9	GA25949	3	IPN Module Assembly
10	G11339	2	Pin W/Chain
11	GA26173	-	Torque Driver, M12, Includes: (1) Inerchangeable Blade, (1) Torque Handle, (1) Setting Aid, (1) M12 Attachment
12	GA22585	-	Bulkhead, FEM-FEM M12x1
13	GD35420	-	M12 Ethernet Cap W/Chain

(105803)



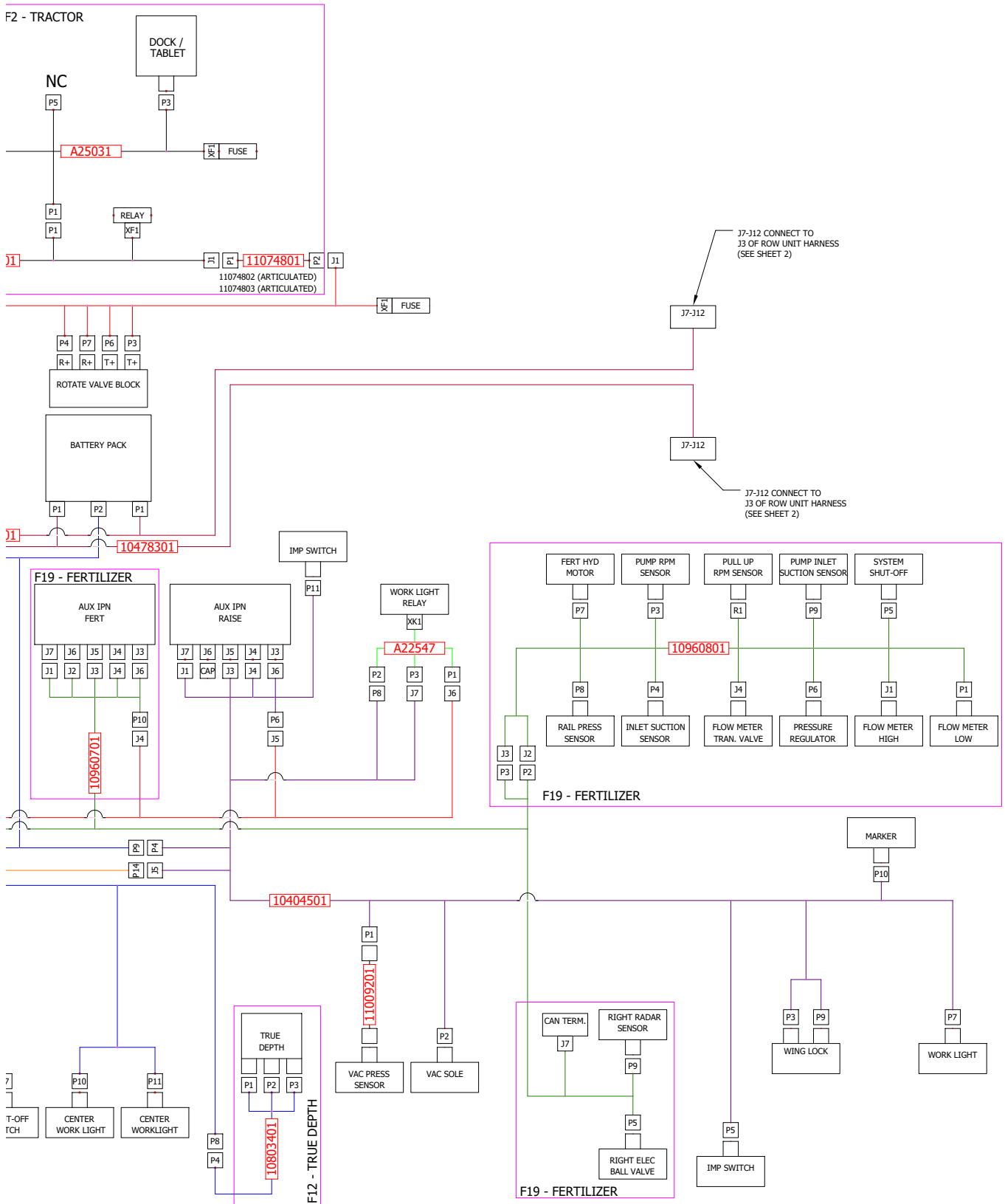
J1-J6 CONNECT TO J3 OF ROW UNIT HARNESS (SEE SHEET 2)

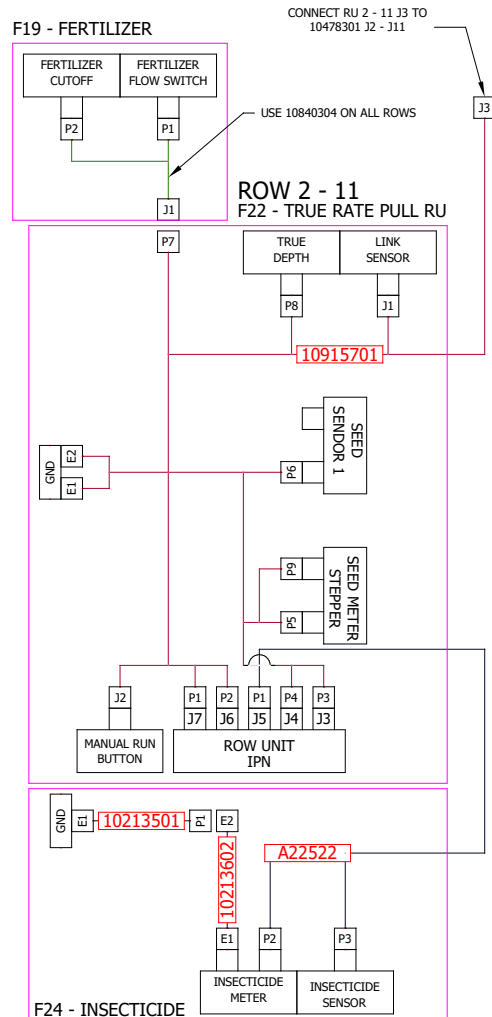
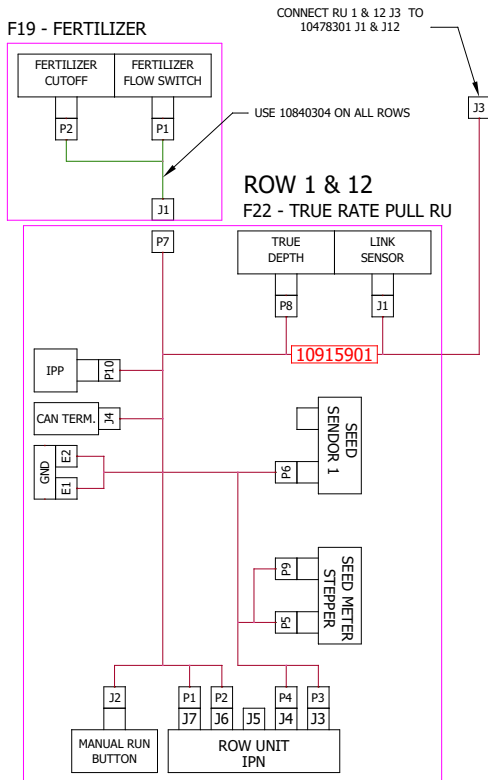
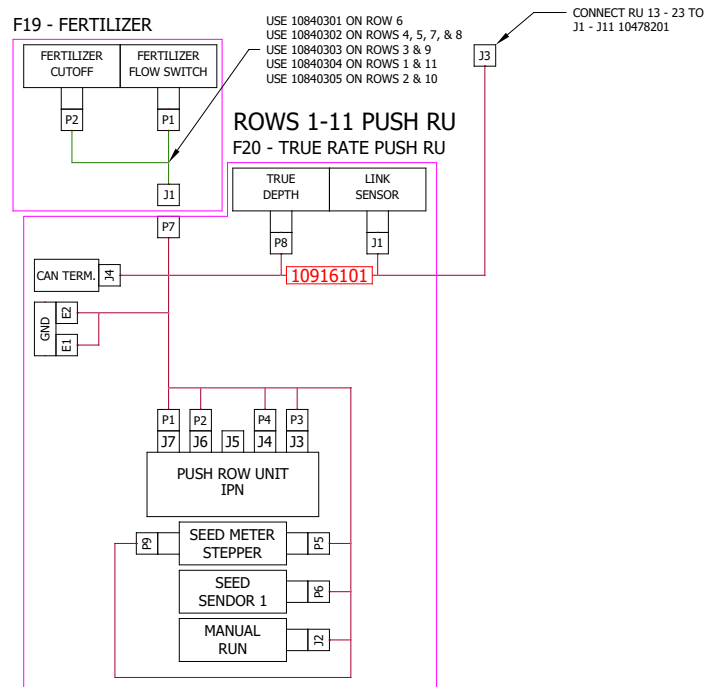
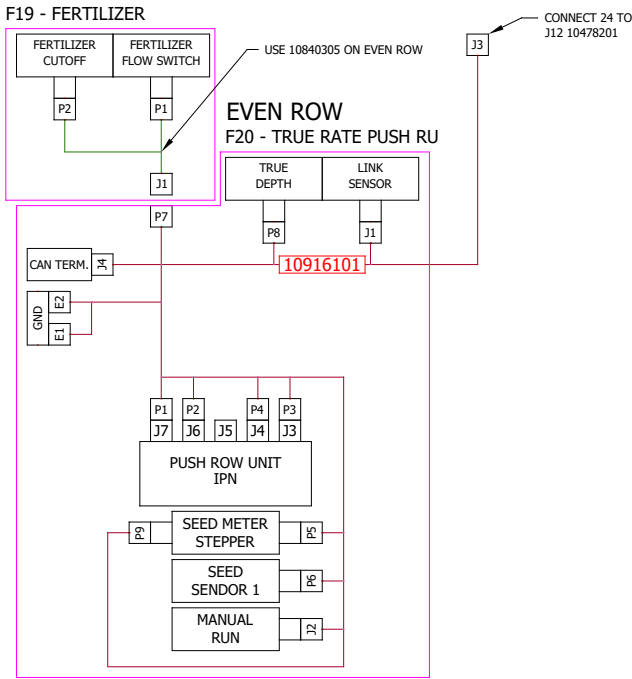
J1-J6 CONNECT TO J3 OF ROW UNIT HARNESS (SEE SHEET 2)

Blue Drive Interconnect Schematic, 12 Row

M0322-02

5670

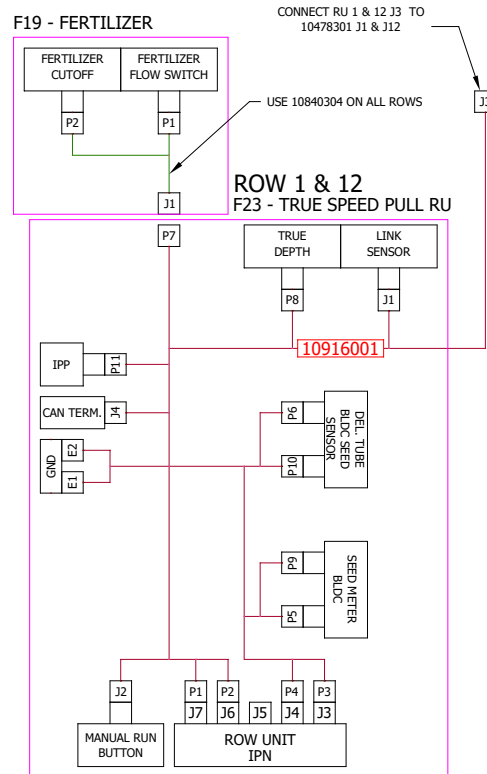
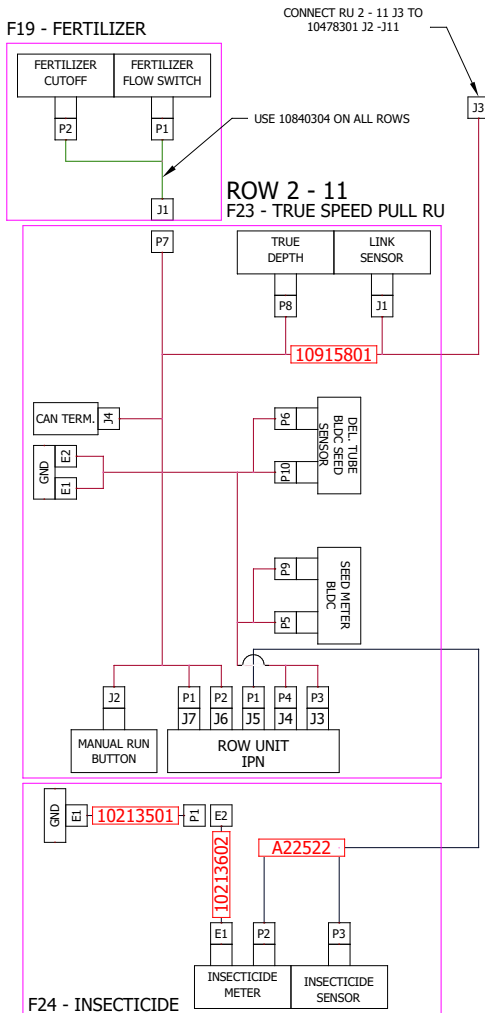
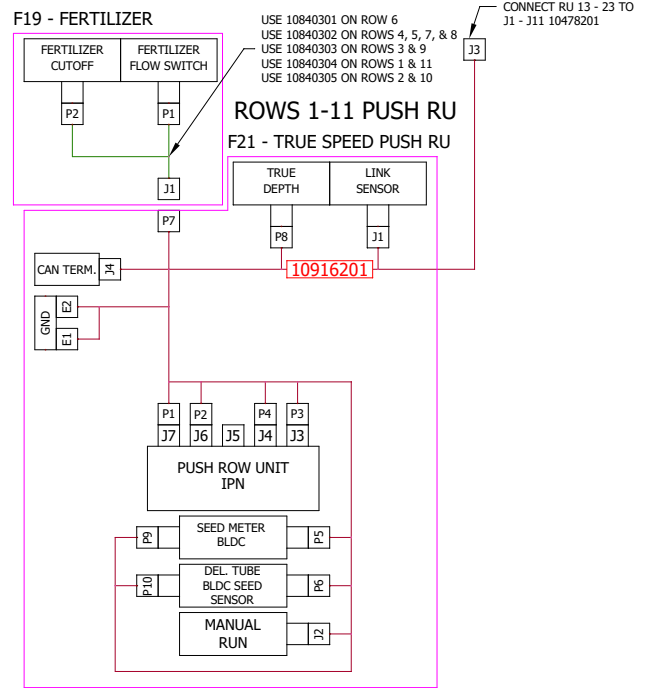
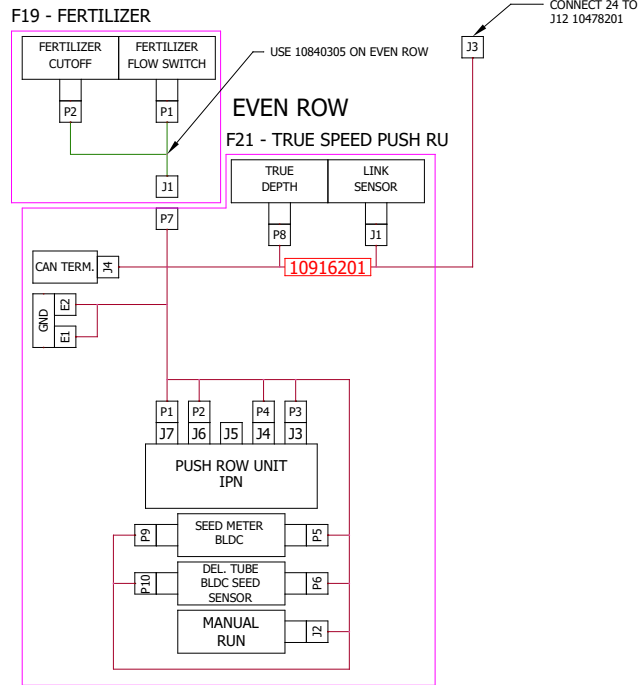




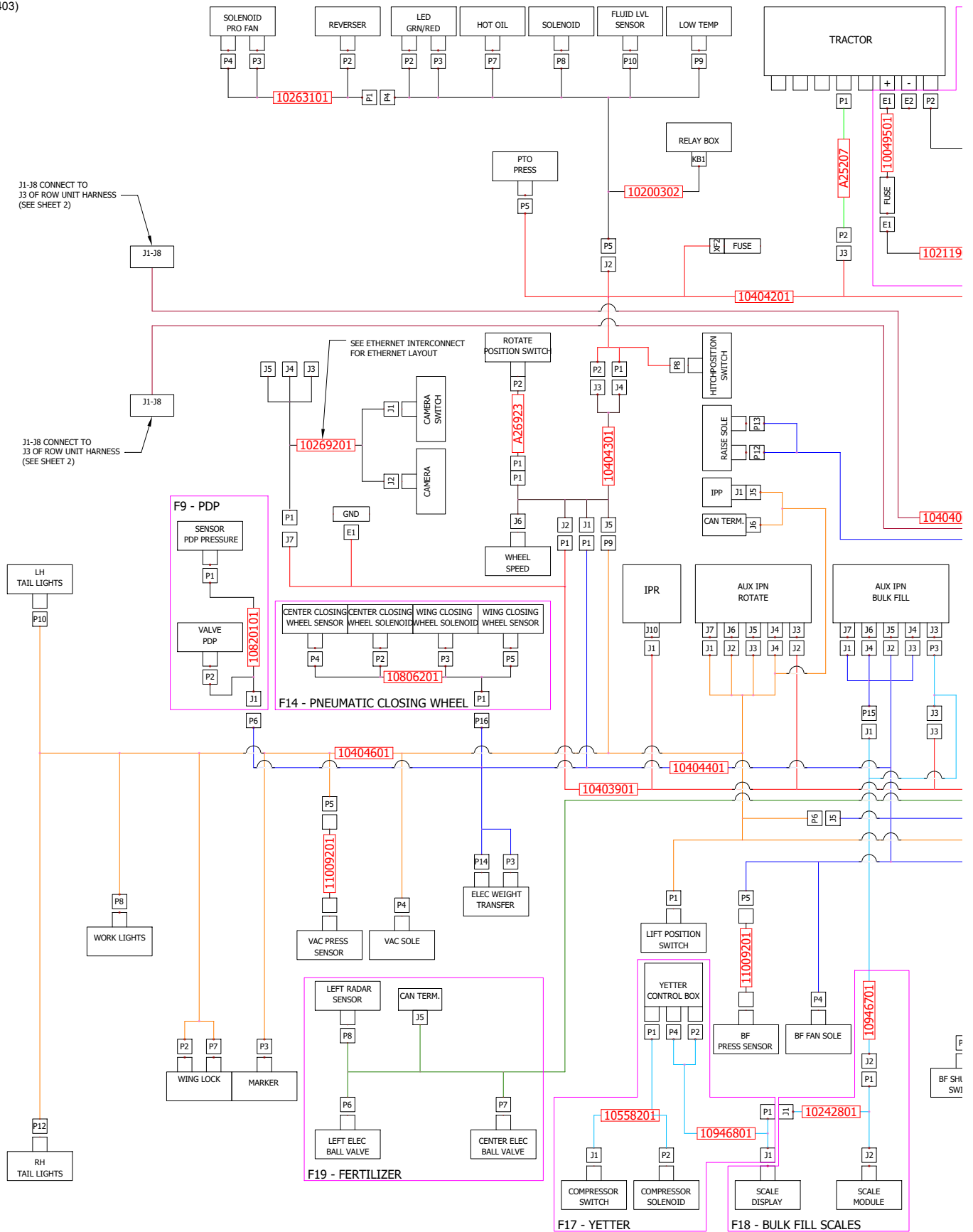
Blue Drive Interconnect Schematic, 12 Row

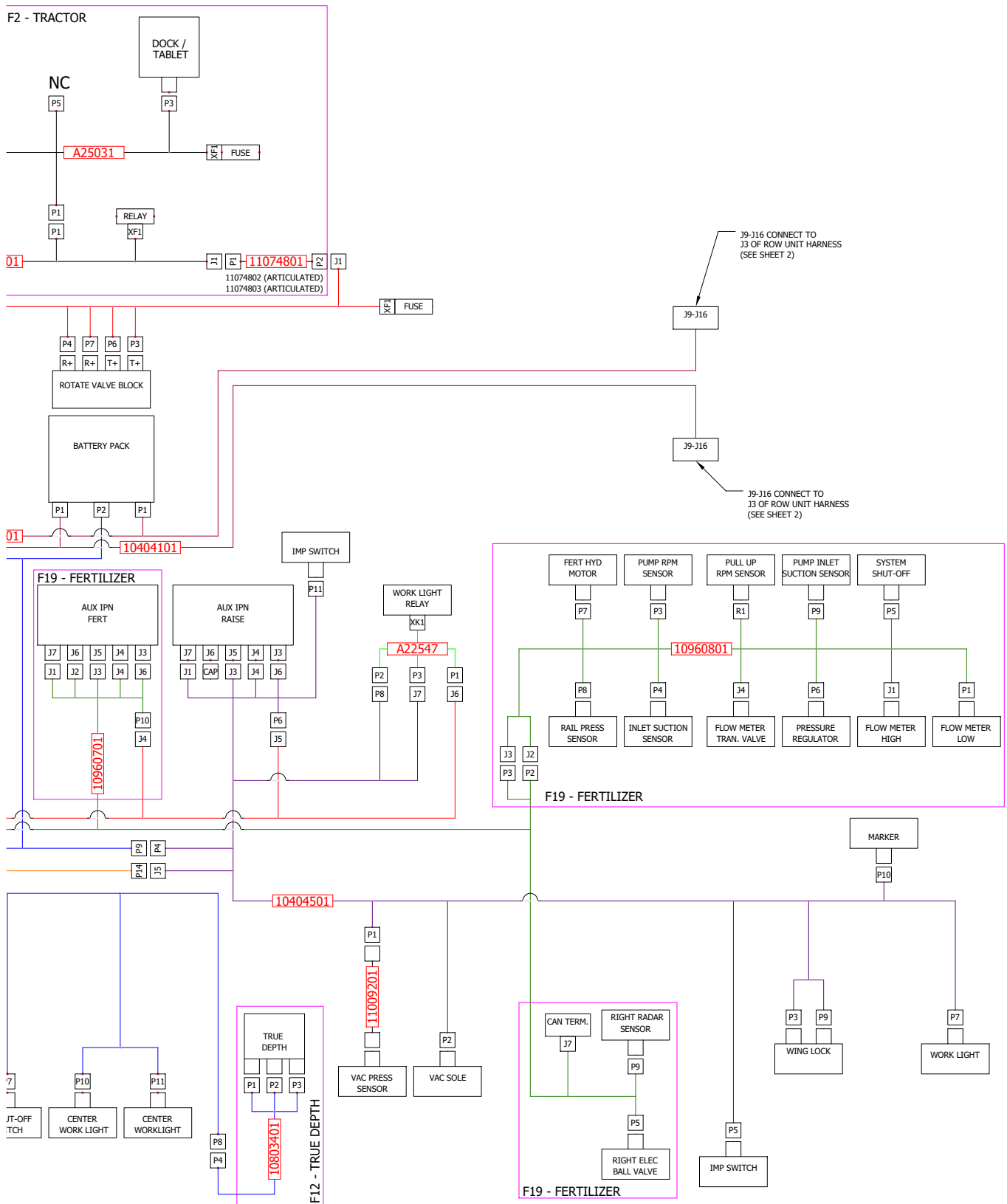
M0322-02

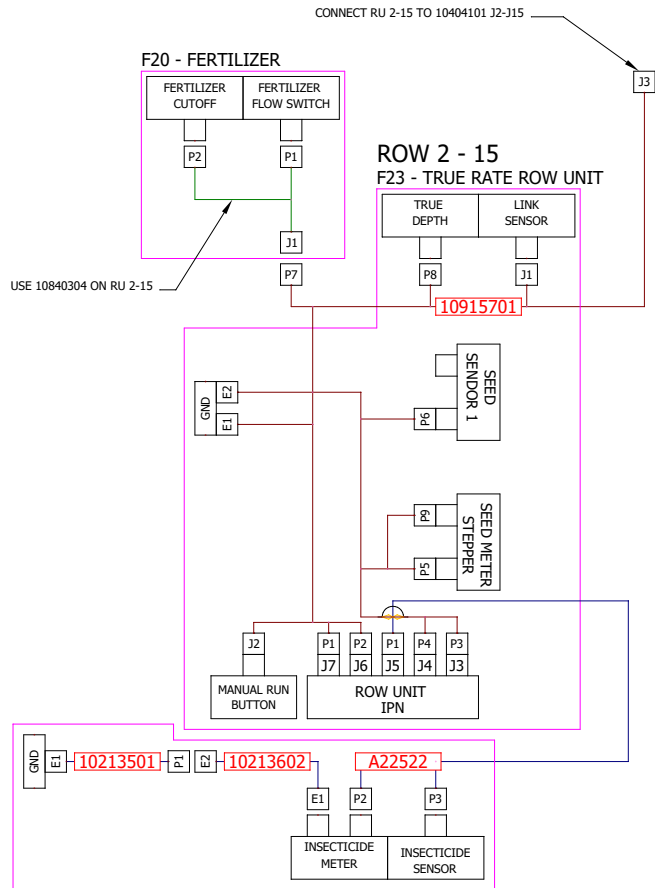
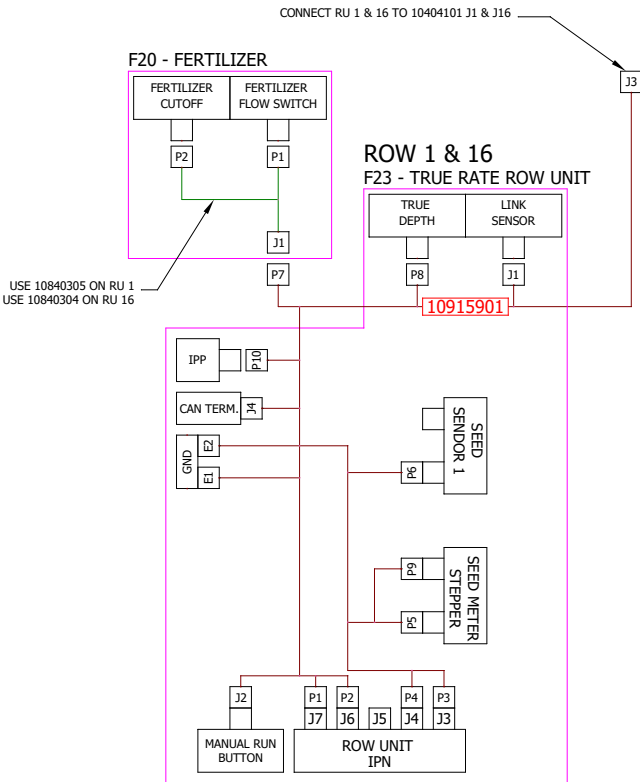
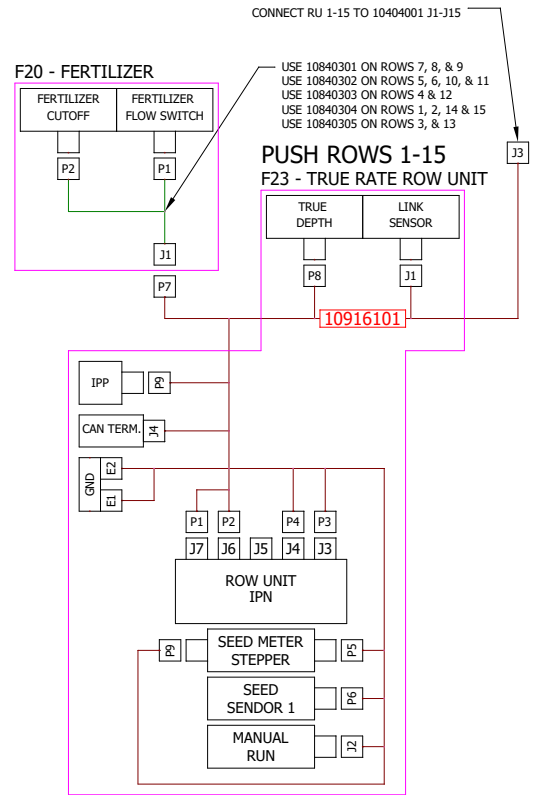
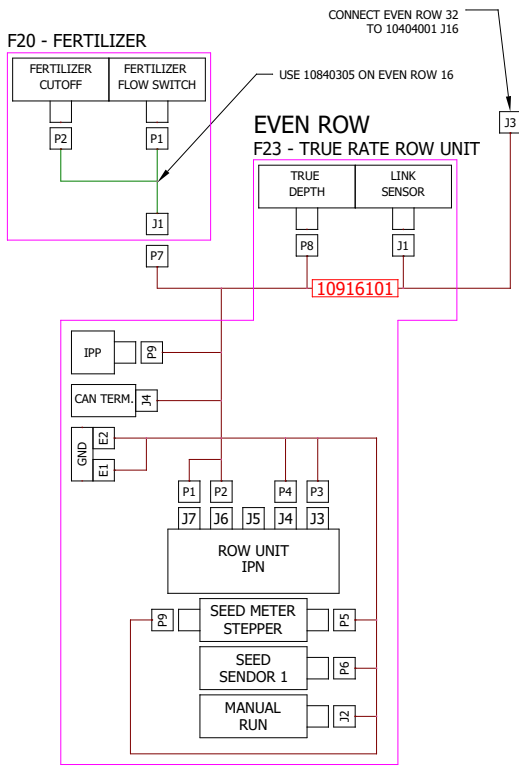
5670



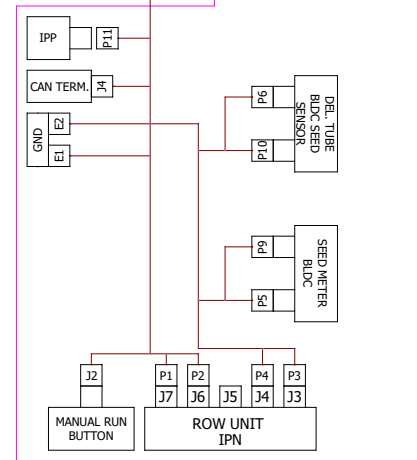
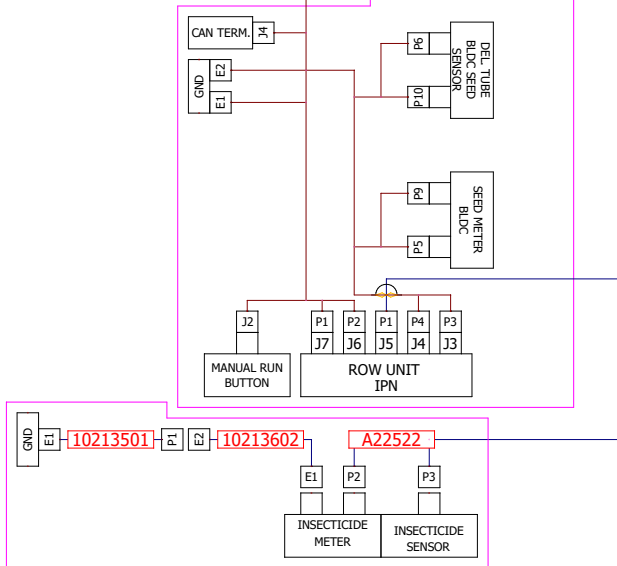
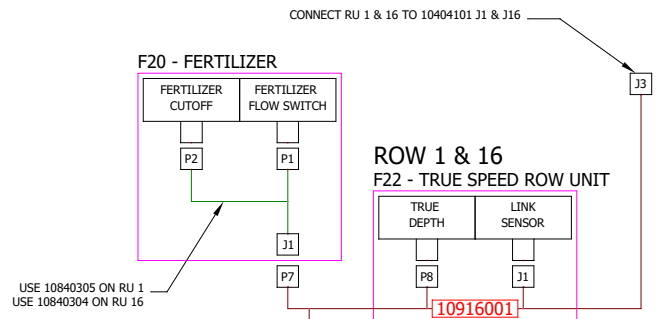
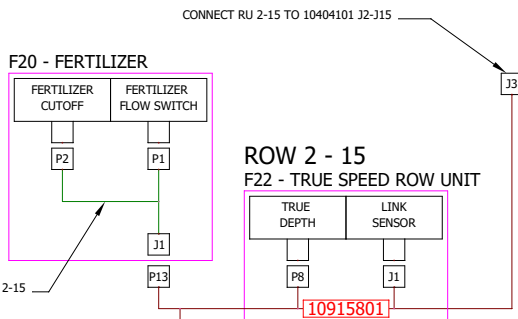
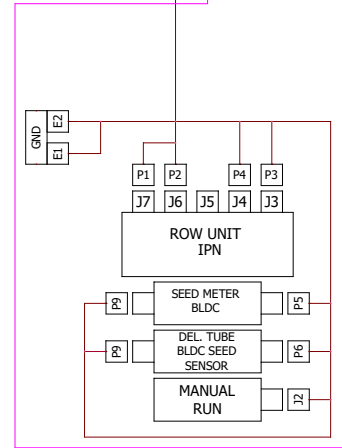
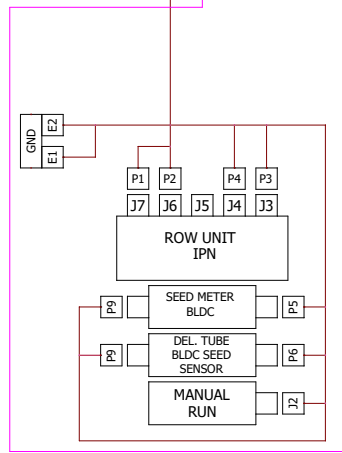
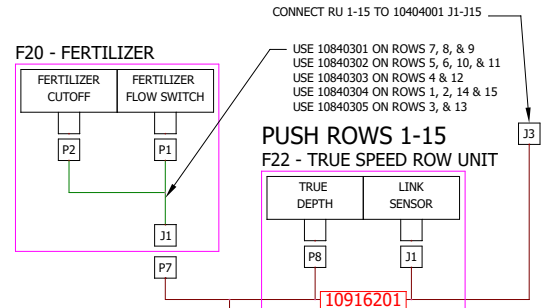
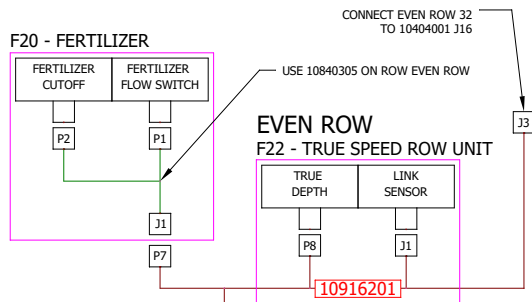
(109403)





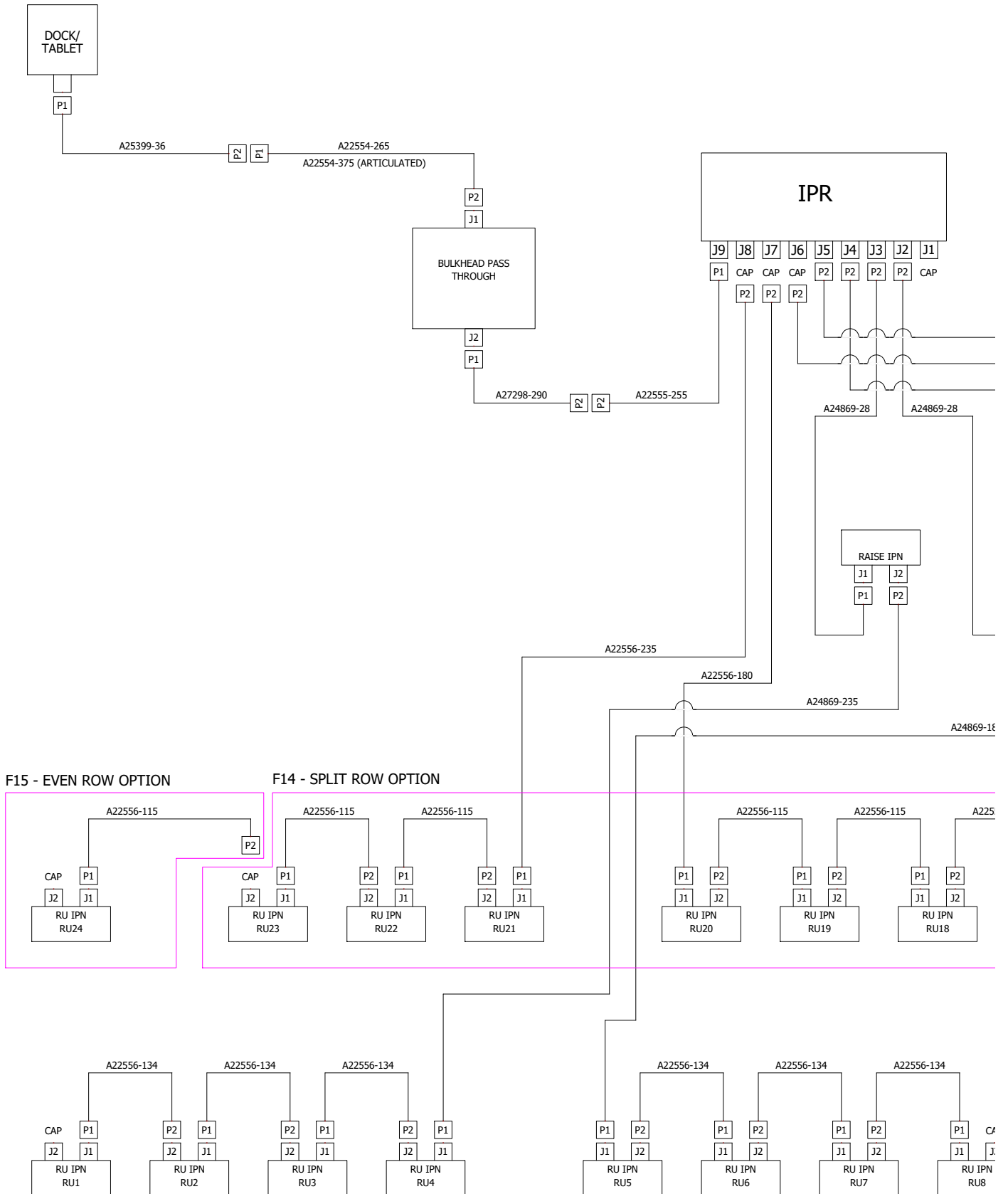


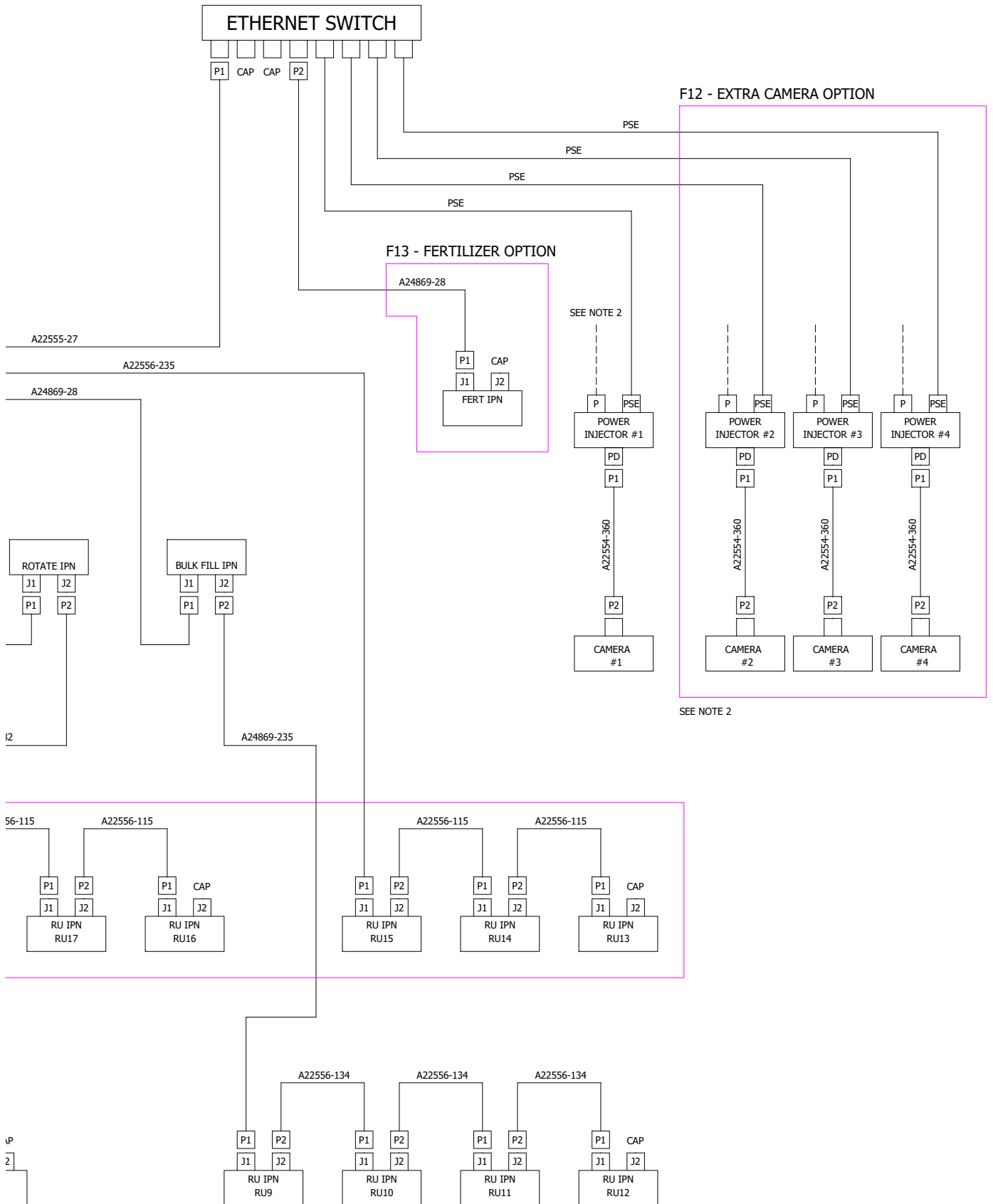
F21 - INSECTICIDE



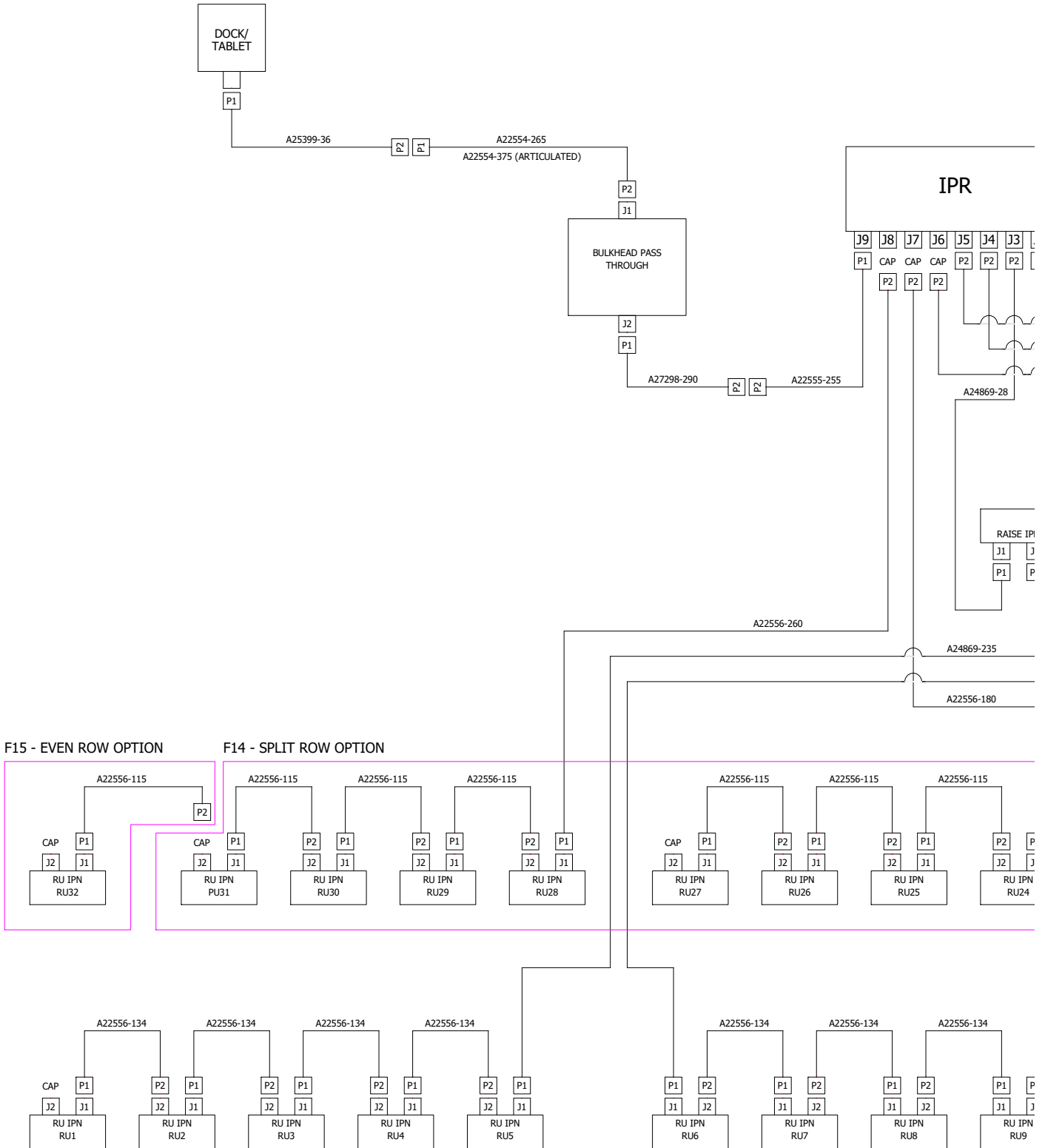
F21 - INSECTICIDE

(105688)





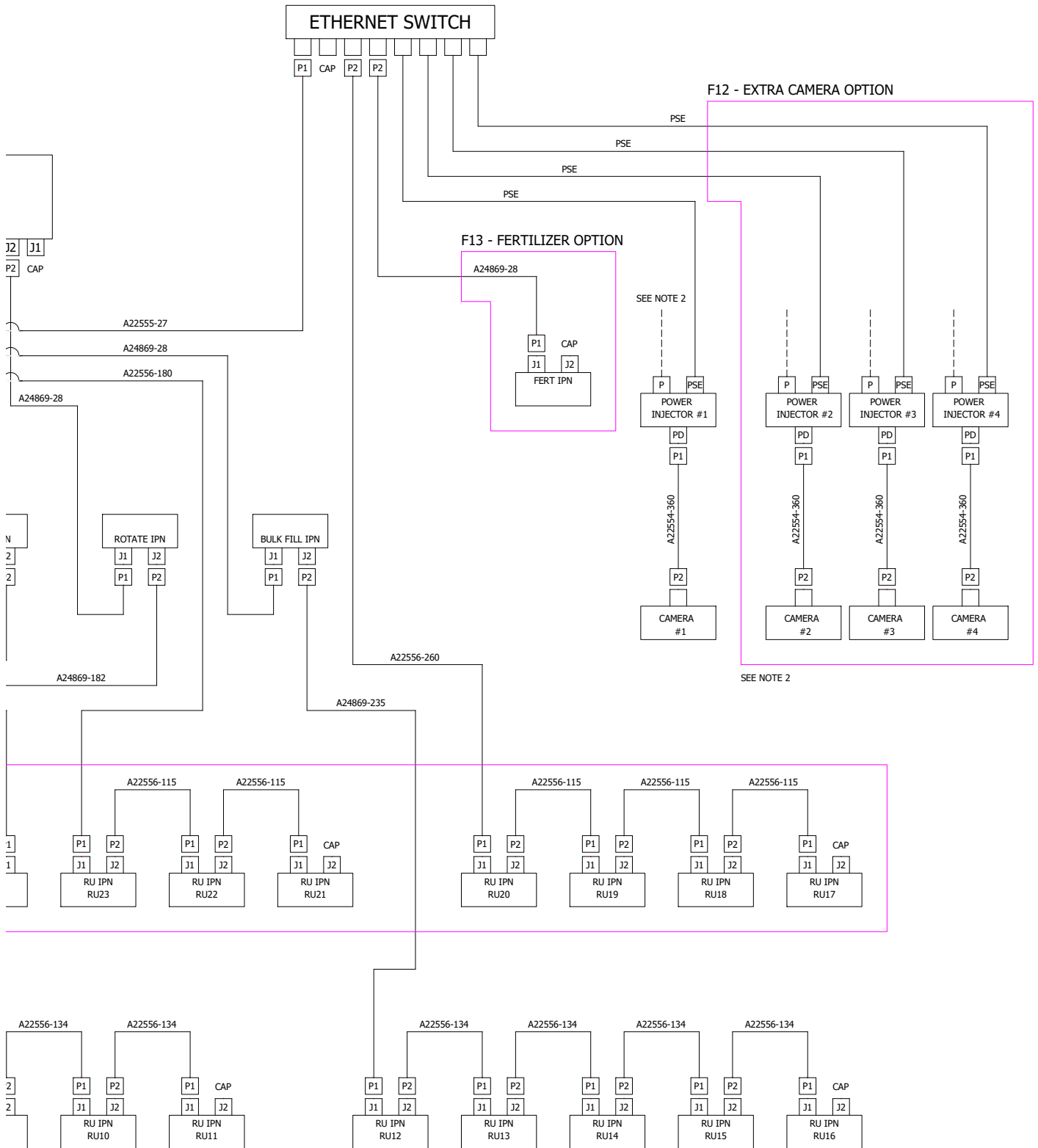
(105686)



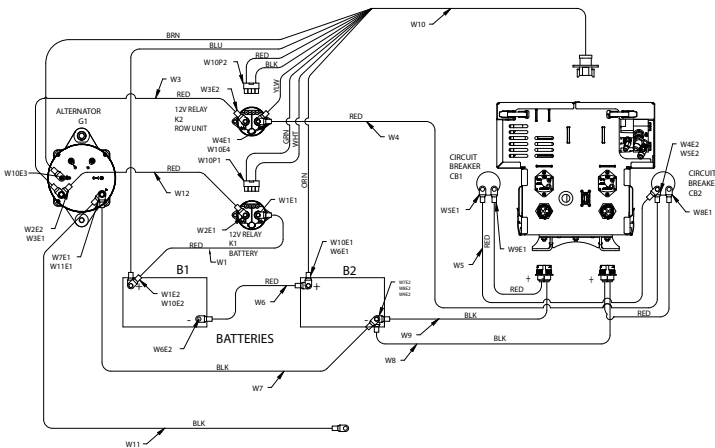
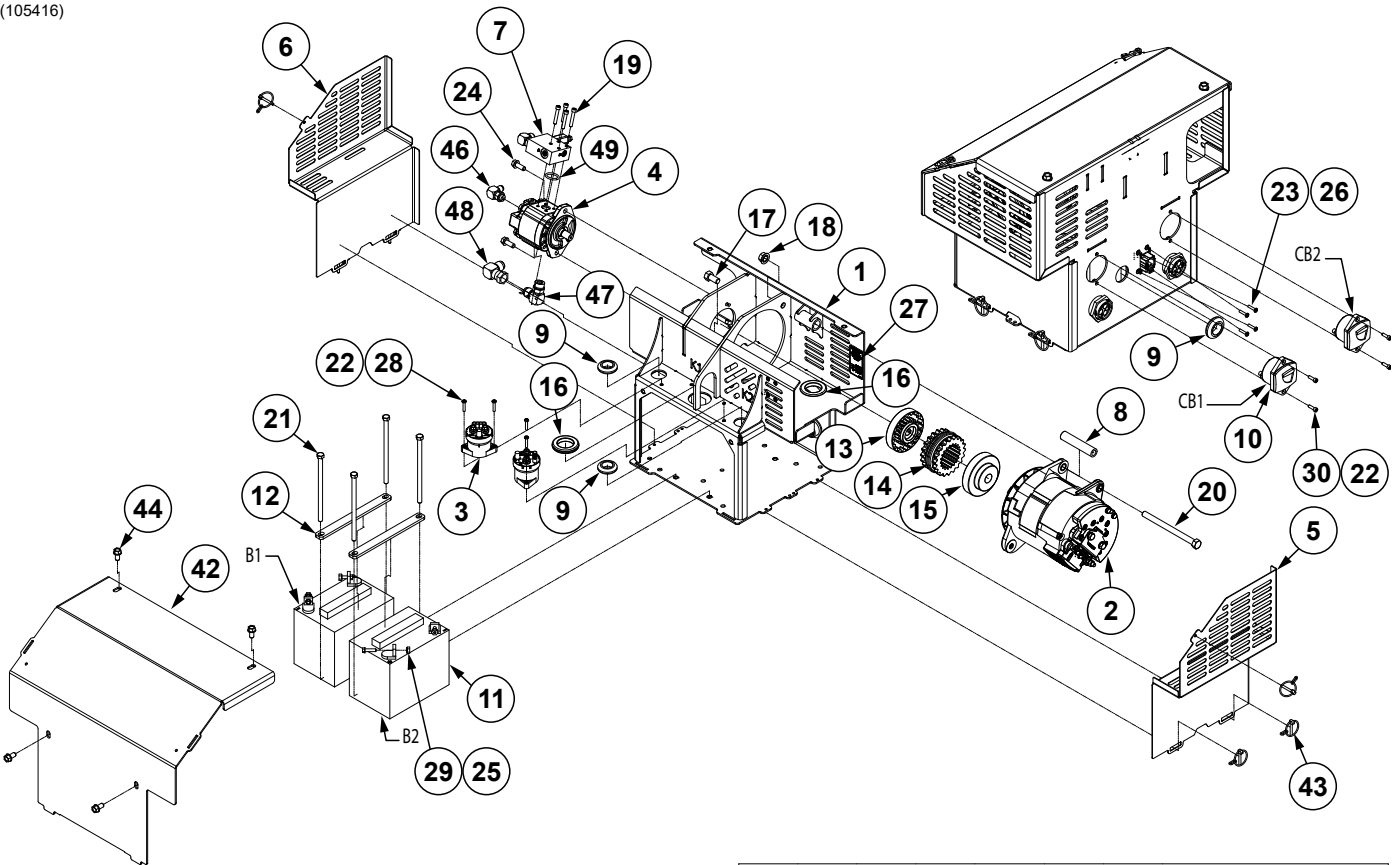
Blue Drive Ethernet Interconnect Schematic, 16 Row

M0322-02

5670



(105416)

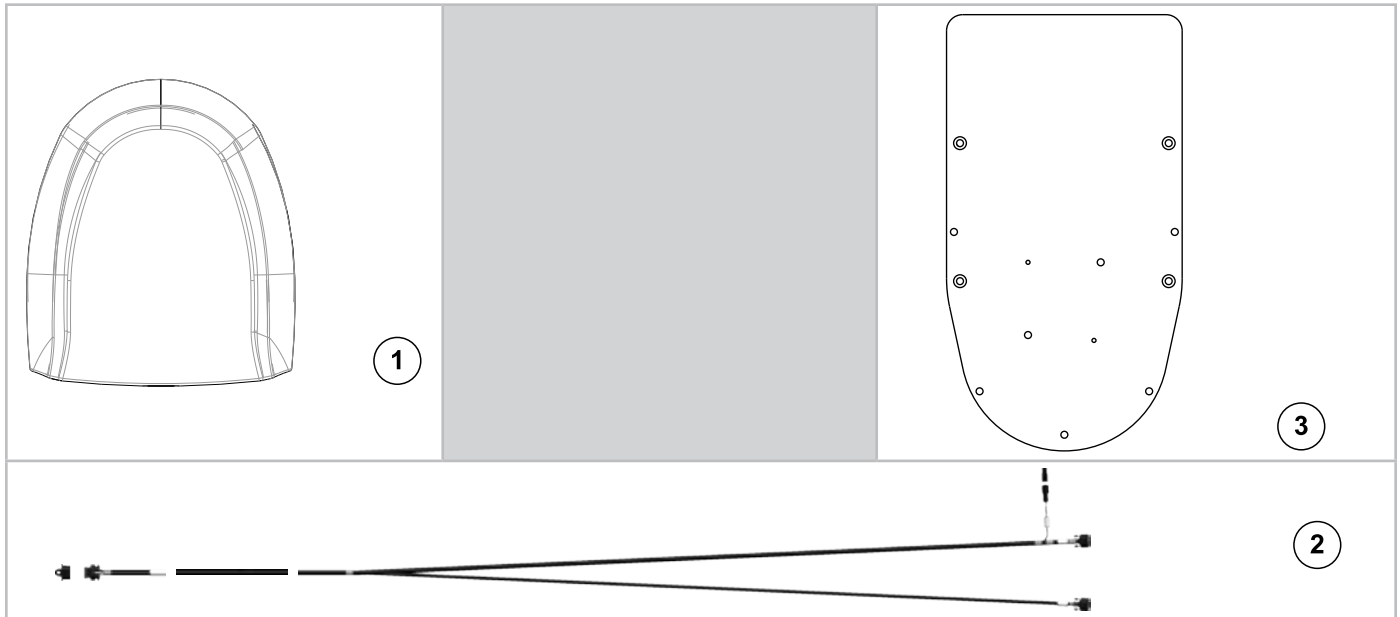


COMPONENT HOOKUP CHART							
ITEM #	REF DES	FROM	USED W/ ITEM	TO	USED W/ ITEM	COLOR	FUNCTION
32	W1	B1+	E2	K1A2-	E1	RED	PWR
45	W12	K1A1+	E1	GB1+	E2	RED	PWR
40	W3	GB1+	E1	K2A1+	E2	RED	PWR
33	W4	K2A2-	E1	CB2 LINE	E2	RED	PWR
34	W5	CB1 LINE	E1	CB2 LINE	E2	BLK	PWR
41	W6	B2+	E1	B1-	E2	RED	PWR
35	W7	B2-	E2	GB2-	E1	BLK	GND
37	W8	PAN	J1	CB2 LOAD	E1	RED	PWR
				B2-	E2	BLK	GND
36	W9	PAN	J1	CB1 LOAD	E1	RED	PWR
				B2-	E2	BLK	GND
				K2	P2	RED-BLK	RU PWR RELAY (PWR&GND)
				AC	E3	BRN	ALTERNATOR SENSE FREQ
				K2A2-	E4	YLW	RU PWR FEEDBACK
				K1	P1	GRN-WHT	BATTERY PACK RELAY (PWR&GND)
				B1+	E2	BLU	BATTERY #1 VOLTAGE MONITOR
				B2+	E1	ORN	BATTERY #2 VOLTAGE MONITOR
39	W11	GB2-	E2	NC	E1	BLK	PLANTER GROUND

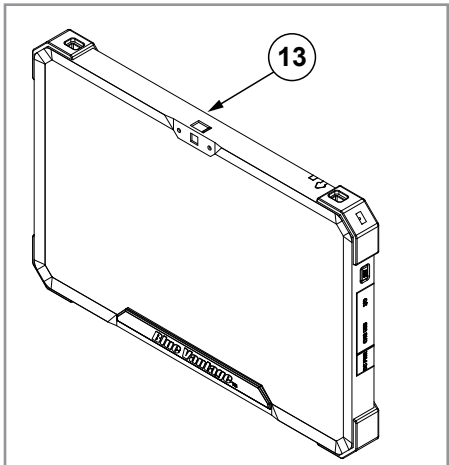
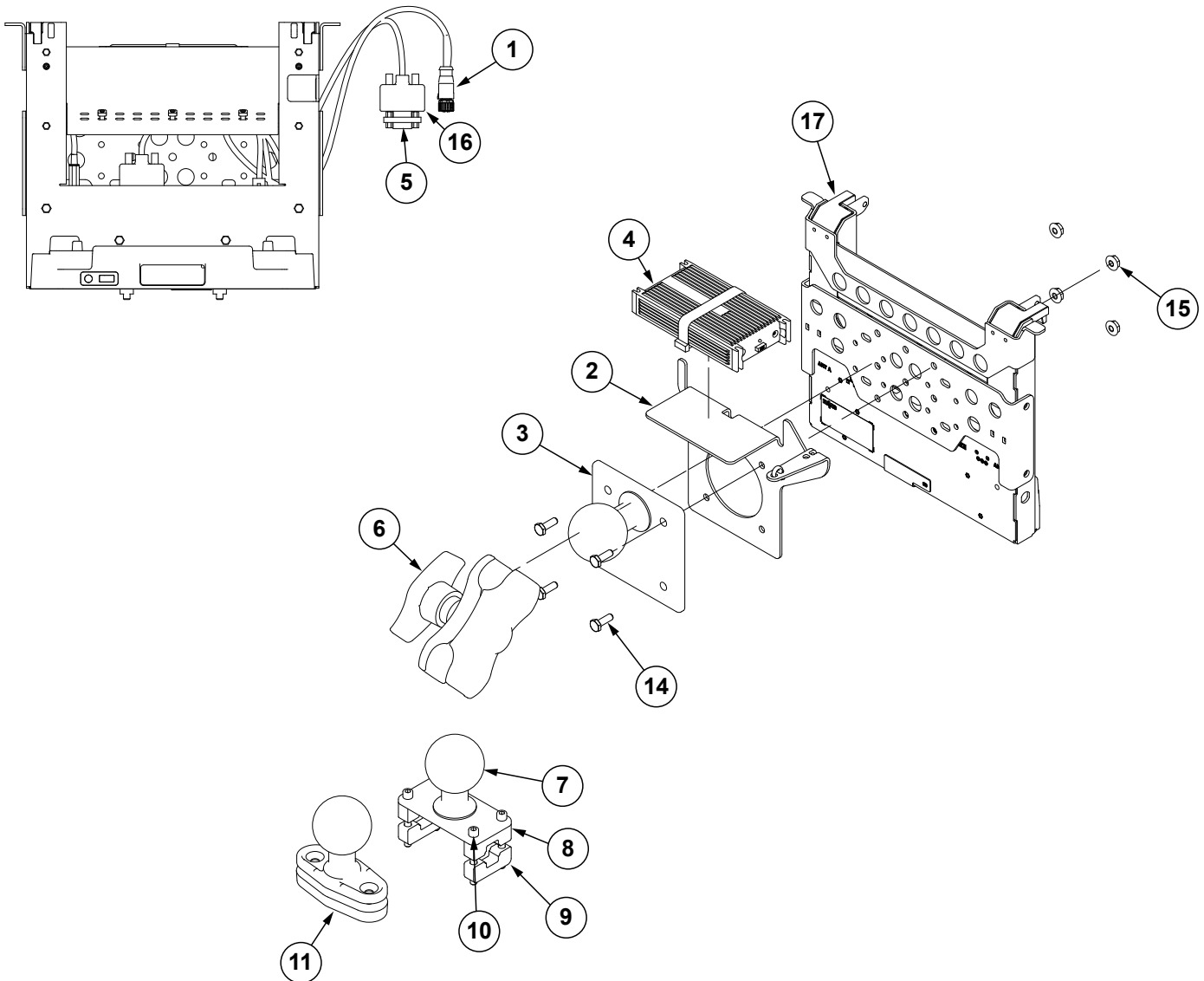
ITEM	PART NO.	QTY.	DESCRIPTION
1	G10510601	1	Battery Box
2	GA19301	1	Alternator (Manufactured by Prestolite)
3	G10584701	2	Contactor
4	G10169501 GR2382	1	Hydraulic Motor Seal Kit
5	GD36822	1	Battery Box Vent
6	GD36821	1	Battery Box Vent
7	---	1	See "Power Pack Hydraulic Motor Valve Block" on page P197
8	G10318901	1	Sleeve, 3/4" x 3.85"
9	GD22200	3	Grommet, 1"
10	GD28354	2	Circuit Breaker, 100 Amp Panel Mount

ITEM	PART NO.	QTY.	DESCRIPTION
11	GD28363	2	Battery, 12 Volt
12	G10114001	2	Battery Strap
13	GD36680	1	Half Coupler
14	GD36681	1	Sleeve W/Retaining Ring
15	GD36682	1	Half Coupler
16	GR2126	2	1½" Push-In Grommet
17	G10014	1	Hex Head Cap Screw, ½"-13 x 1"
18	G10071	1	Serrated Flange Nut, ½"-13
19	G11418	4	Hex Socket Head Cap Screw, ¼" x 1½"
20	G10829	1	Hex Head Cap Screw, ½"-13 x 6 ½"
21	G10954	4	Hex Head Cap Screw, ⅜"-16 x 7"
22	G10992	8	Serrated Flange Nut, No. 10-24
23	G11067	4	Phillips Pan Head Machine Screw, No. 8-32 x ¾", Stainless Steel
24	G11124	2	Hex Serrated Flange Cap Screw, ⅜"-16 x 1"
25	G11409	4	Hex Serrated Flanged Cap Screw, ¼"-20 x 1"
26	G11202	4	Lock Nut W/Nylon Insert, No. 8-32, Stainless Steel
27	G7100-636	1	See "Decals, Paint, and Miscellaneous" on page P285
28	G11472	4	Phillips Pan Head Machine Screw, No. 10-24 x 1"
29	G11528	4	Hex Nut W/External Tooth Washer, ¼"-20
30	G11588	4	Hex Socket Head Cap Screw, No. 10-24 x ⅝"
31	---	---	---
32	GA26683	1	Red Cable, 4 Gauge x 15"
33	GA26684	1	Red Cable, 4 Gauge x 28"
34	GA26685	1	Cable, 4 Gauge Red (⅝" Ring) x 19"
35	G10477201	1	Cable, 4 Gauge Black (¼" Ring - ⅜" Ring x 12"
36	GA26687	1	Battery Box Row Unit Harness, Power 1
37	GA26688	1	Row Unit Battery Box Harness, Power 2
38	G10600701	1	Compact Power Pack Sensor Harness
39	G10477101	1	Cable, 4 Gauge, Black (⅜" Ring x ⅜" Ring) x 48"
40	GA25023	1	Cable, 4GA, ⅝" to ⅝"
41	GA25993	1	Cable, 4GA x 14"
42	G10510701	1	Battery Box Cover
43	G10439801	6	Pin W/Chain
44	G11123	4	Hex Serrated Flange Cap Screw, ⅜"-16 x ¾"
45	GA26926	1	Cable, 4GA Red/Cover x 32"
46	G6801-06 GR1045	1 -	Elbow W/O-Ring, 90°, ⅝"-18 Male JIC To O-Ring O-Ring
47	G6801-10 GR1466	1 -	Elbow W/O-Ring, 90°, ⅞"-14 Male JIC To O-Ring O-Ring
48	G6500-10	1	Swivel Elbow, 90°, ⅞"-14 Male JIC To Female
49	G11105001	1	O-Ring, No. 212

This page left blank intentionally.

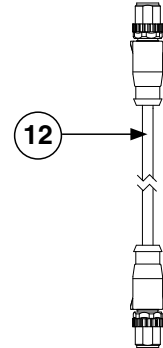
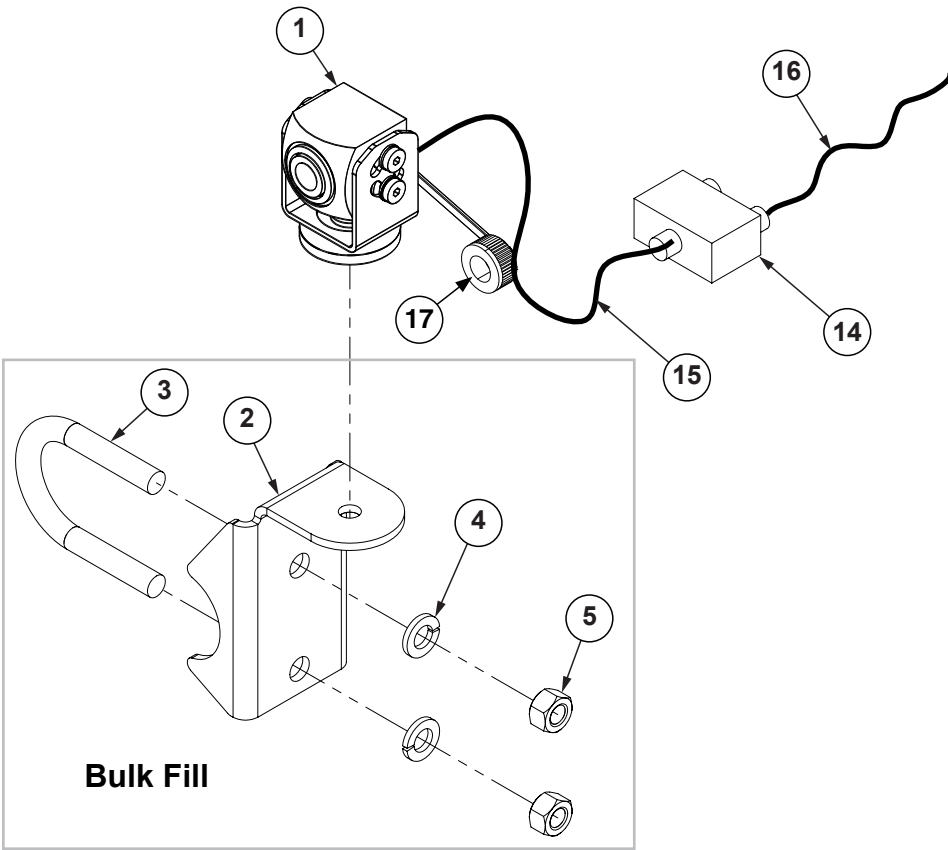


ITEM	PART NO.	QTY.	DESCRIPTION
1	G10254901	1	GPS Receiver
2	G10254701	1	GPS Dual Port Harness
3	G10254801	1	GPS Mount Bracket

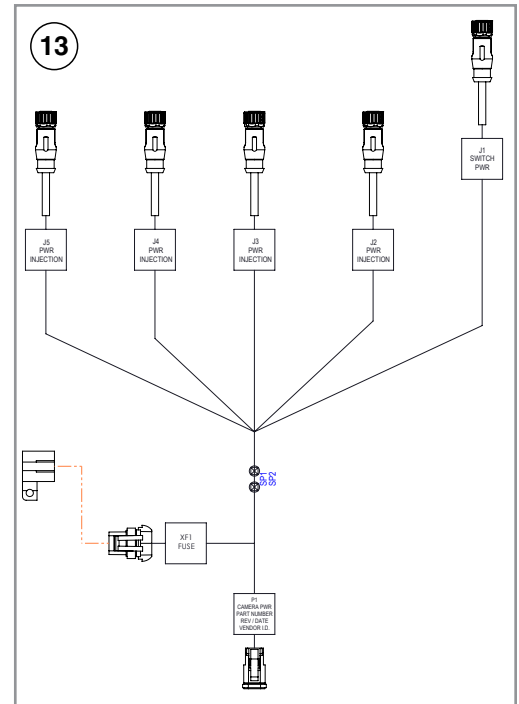
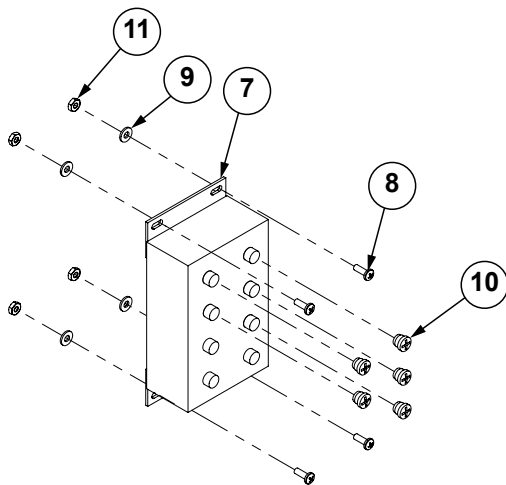


- 12** **GPS Interface Package Includes:**
- (1)GPS Installation Sheet
 - (1)Meter Serial Ext. Cable
 - (1) 1600 AgLeader GPS Cable
 - (1) Trimble to Starfire Adapter Cable
 - (1) M/M DB9 Serial Connector
 - (1) F/F DB9 Serial Connector
 - (1) Null Modem M/F DB9 Conector
 - (1)GPS Harness

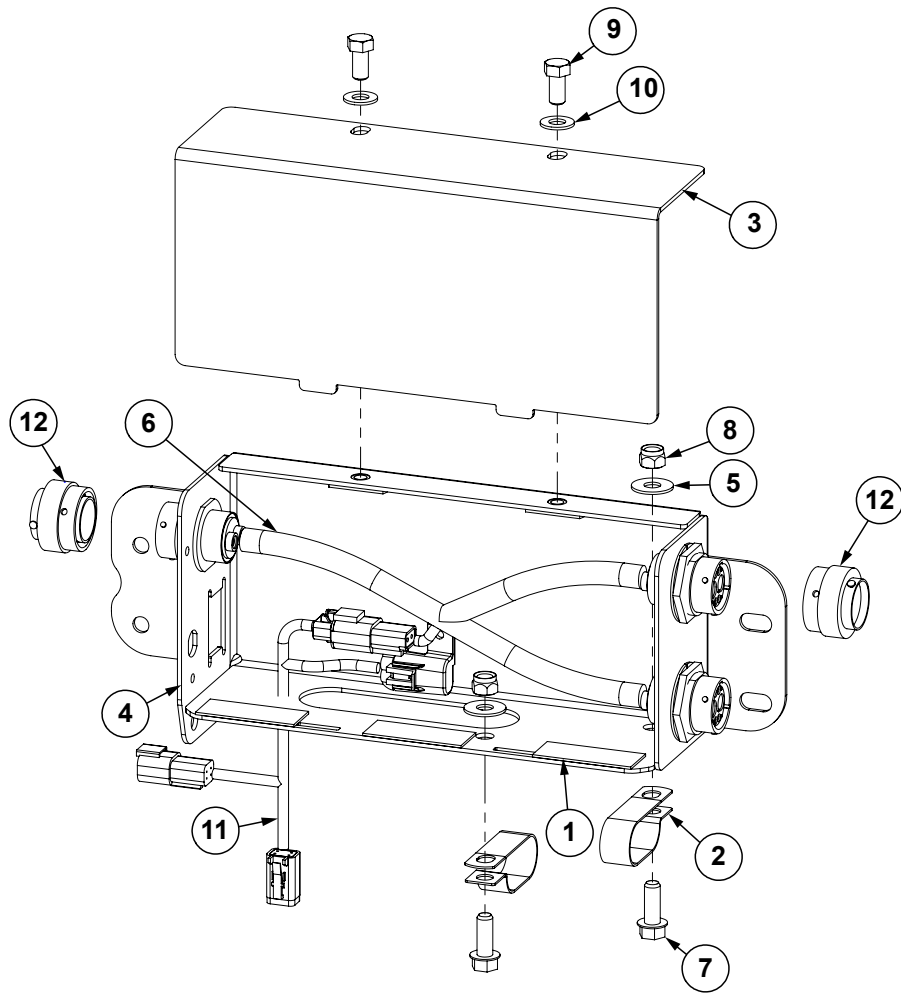
ITEM	PART NO.	QTY.	DESCRIPTION
1	GA25399-36	1	Ethernet Cable (RJ45-Female M12 STR), 36"
2	G10013201	1	Power Supply Display Mount
3	GD33756	1	Ram Ball, 2¼"
4	GA26374	1	Lind Power Adaptor (Included W/GA24281)
5	GD35465	1	DB9 M/M Gender Changer
6	GA24285	1	Double Socket Ram Arm (Short)
7	GD33757	1	Ram Ball W/Plate, 2¼" Ball
8	GD33758	2	Ram Mount Clamp Block, Top
9	GD33759	2	Ram Mount Clamp Block, Bottom
10	G11106	4	Hex Socket Head Cap Screw, ¼"-20 x 2¼"
11	GA24284	1	Ram Ball W/Base, 2½" Ball
12	GA21143	1	GPS Interface Package
13	G10243001 G11115301	1	Blue Vantage Display Tablet Battery
14	G10023	4	Hex Head Cap Screw, ¼"-20 x ¾"
15	G10621	4	Serrated Flange Nut, ¼"-20
16	GA25437	1	DB9 Cable F/F
17	GA24281	-	Docking Station W/Power Supply



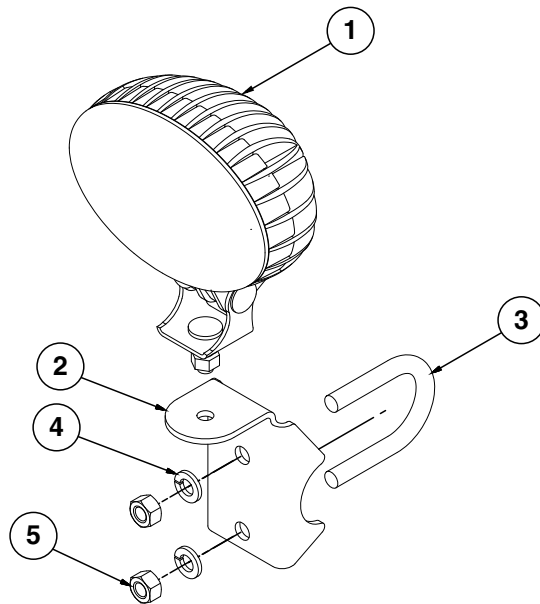
Bulk Fill



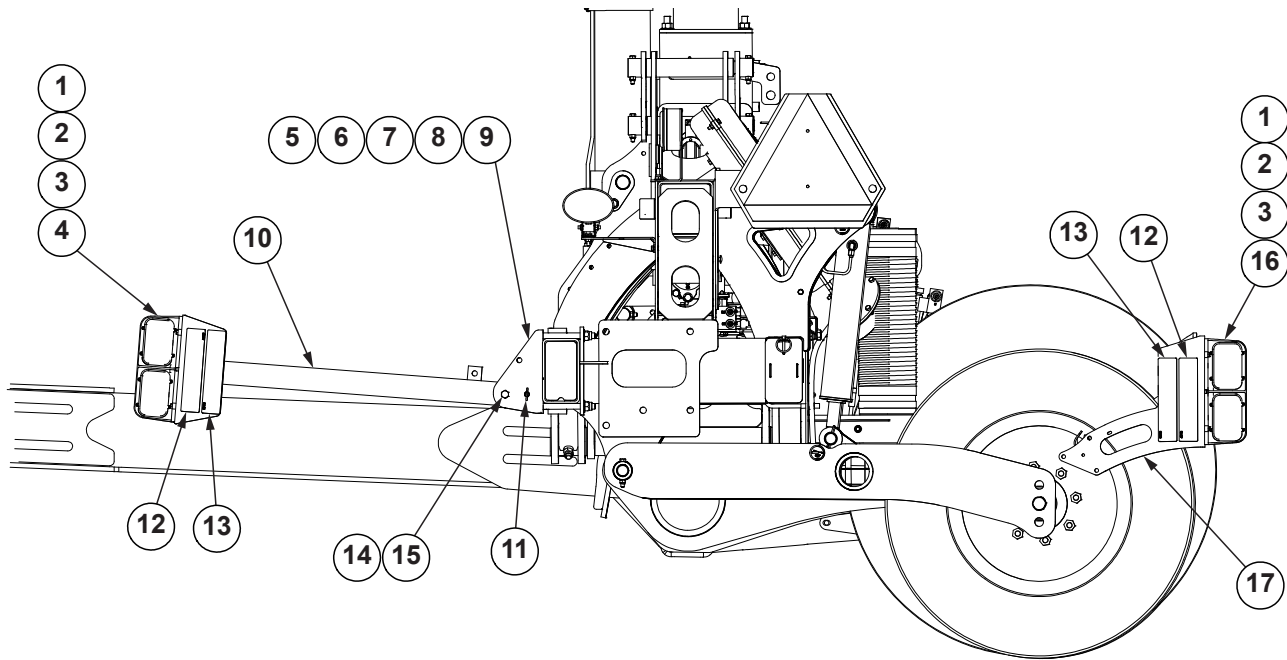
ITEM	PART NO.	QTY.	DESCRIPTION
1	G10327701	1	Camera Assembly
2	GD26989	1	Work Light Bracket
3	GD27190	1	U-Bolt, 1½" x ¾"-16
4	G10229	2	Lock Washer, ¾"
5	G10101	2	Hex Nut, ¾"-16
6	---	---	---
7	G10375201	1	Ethernet Switch
8	G10310	4	Carriage Bolt, ¼"-20 x ¾", Grade 2
9	G11385	4	Flat Washer, ¼" SAE
10	GD30726	5	Socket Dust Cover, M12
11	G10110	4	Lock Nut, ¼"-20, Grade B
12	GA22554-36	1	Ethernet Cable, CAT 5 (M12 STR - M12 STR) x 36"
13	G10269201	1	Camera Power Harness
14	G11008301	1	Ethernet Power Injector
15	GA22554-360	-	Ethernet Cable, CAT 5 (M12 STR - M12 STR) x 360"
16	GA22554-20	-	Ethernet Cable, CAT 5 (M12 STR - M12 STR) x 20"
17	G10615101	1	Cap Seal, M12



ITEM	PART NO.	QTY.	DESCRIPTION
1	GD35921	3	Rubber Pad, 1/16"
2	GD35449	2	Double Tube Clamp, 1"
3	G10197301	1	BUS Box Cover
4	G10197701	1	BUS Box Base
5	G10210	2	Washer, 3/8" USS
6	G10291901	1	12V BUS Box Harness
7	G11124	2	Hex Serrated Flange Cap Screw, 3/8"-16 x 1"
8	G10108	2	Lock Nut, 3/8"-16
9	G10002	2	Hex Head Cap Screw, 3/8"-16 x 3/4"
10	G11387	2	Flat Washer, 3/8" SAE
11	G10292601	1	PTO System 12V Power Harness
12	GD32061	2	Dust Cap W/Chain, 18"

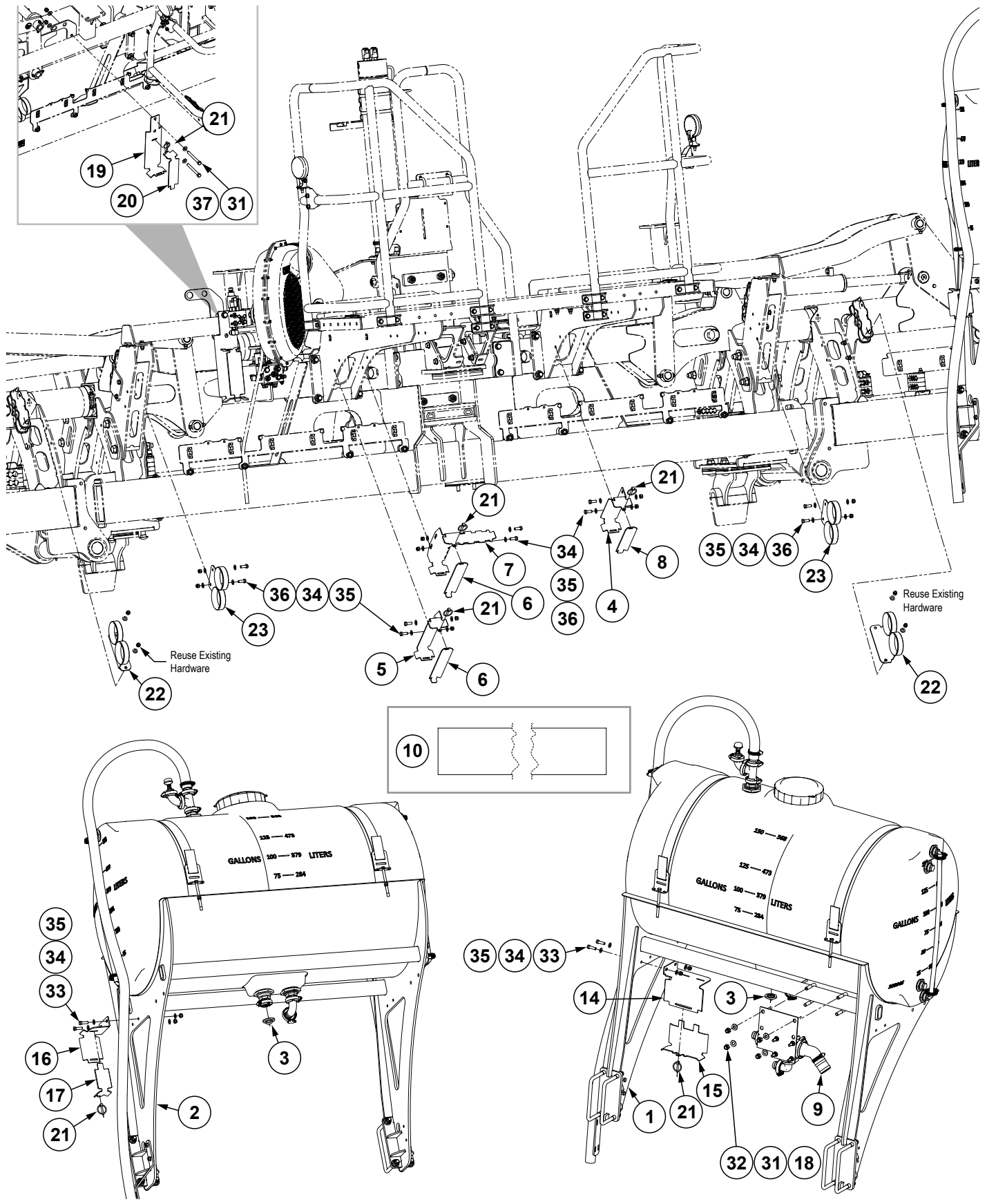


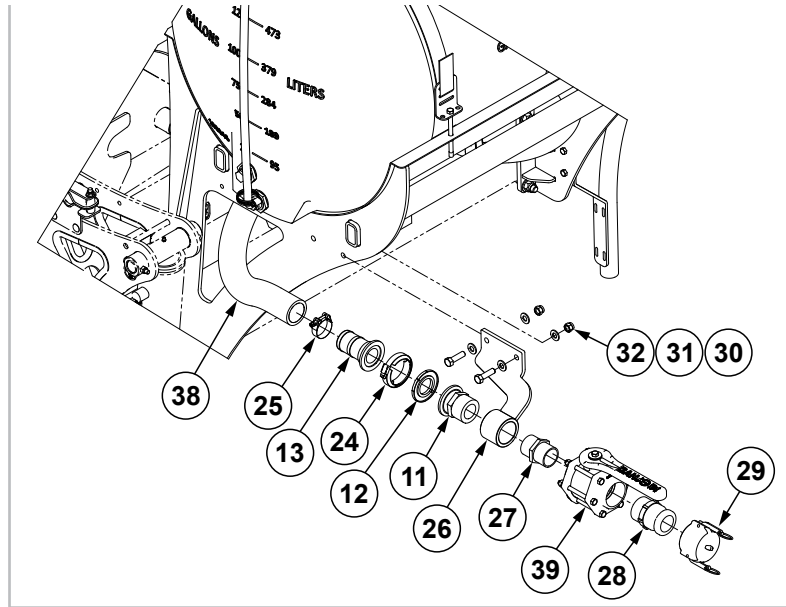
ITEM	PART NO.	QTY.	DESCRIPTION
1	GA18486	-	Work Light
2	GD26989	-	Work Light Bracket
3	GD27190	-	U-Bolt, 1½" x ¾"-16
4	G10229	-	Lock Washer, ¾"
5	G10101	-	Hex Nut, ¾"-16



ITEM	PART NO.	QTY.	DESCRIPTION
1	G11320	8	Lock Nut, 1/4"-20, Grade B
2	G11385	8	Flat Washer, 1/4" SAE
3	G10857	8	Hex Head Cap Screw, 1/4"-20 x 1 1/4"
4	G11008101	1	LED Lamp, 2 Amber/1 Red
5	G10730	2	Lock Nut W/Nylon Insert, 5/8"-11
6	G11391	2	Flat Washer, 5/8" SAE
7	G10068	2	Hex Head Cap Screw, 5/8"-11 x 6"
8	GD1908	1	Mounting Bracket
9	GB0309	1	Light Mount Bracket
10	G11007801	1	Light Bracket
11	G10874	1	Detent Pin, 1/2" x 3 1/2" Grip
12	G7100-557	2	See "Decals, Paint, and Miscellaneous" on page P285
13	G7100-559	2	See "Decals, Paint, and Miscellaneous" on page P285
14	G10111	1	Lock Nut, 1/2"-13
15	G10033	1	Hex Head Cap Screw, 1/2"-13 x 3 1/2"
16	G11008001	1	LED Lamp, 2 Amber/1 Red
17	G11007601	1	Light Bracket (No Granular Chemical)

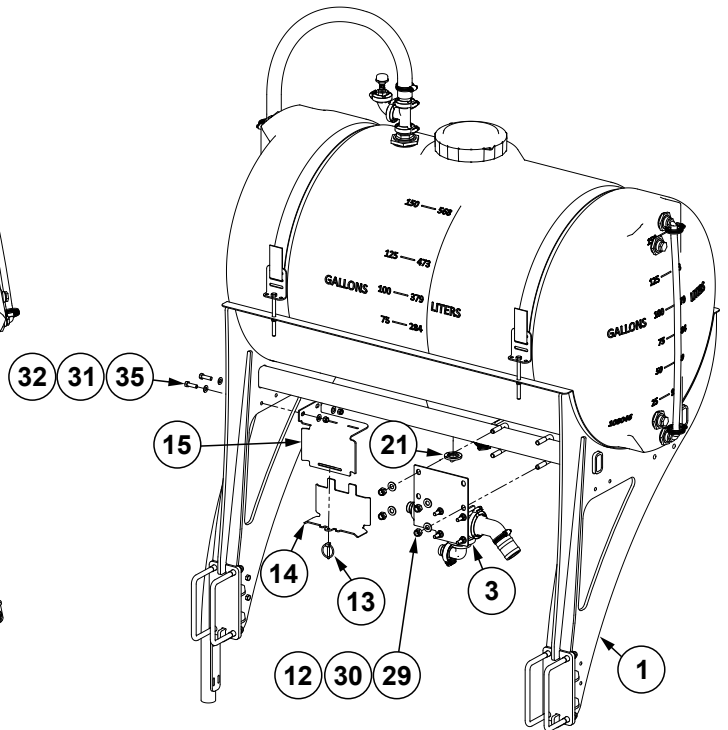
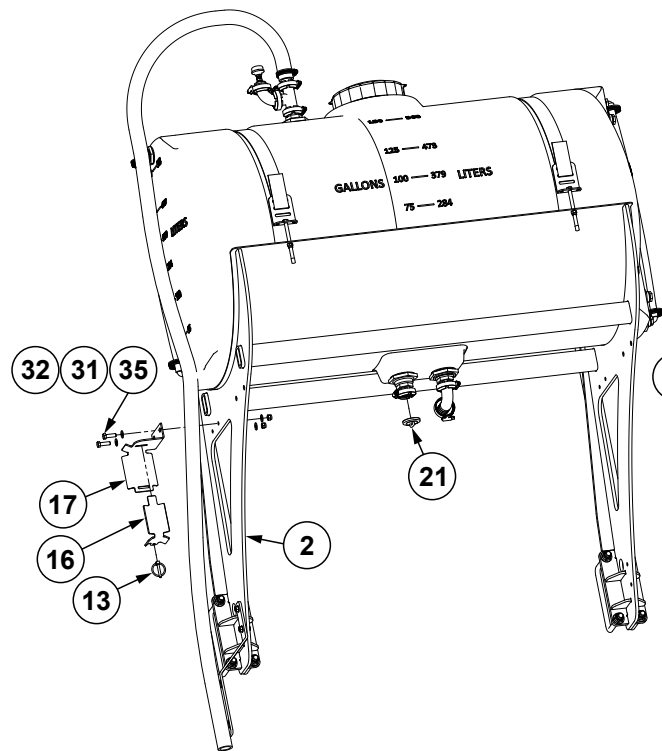
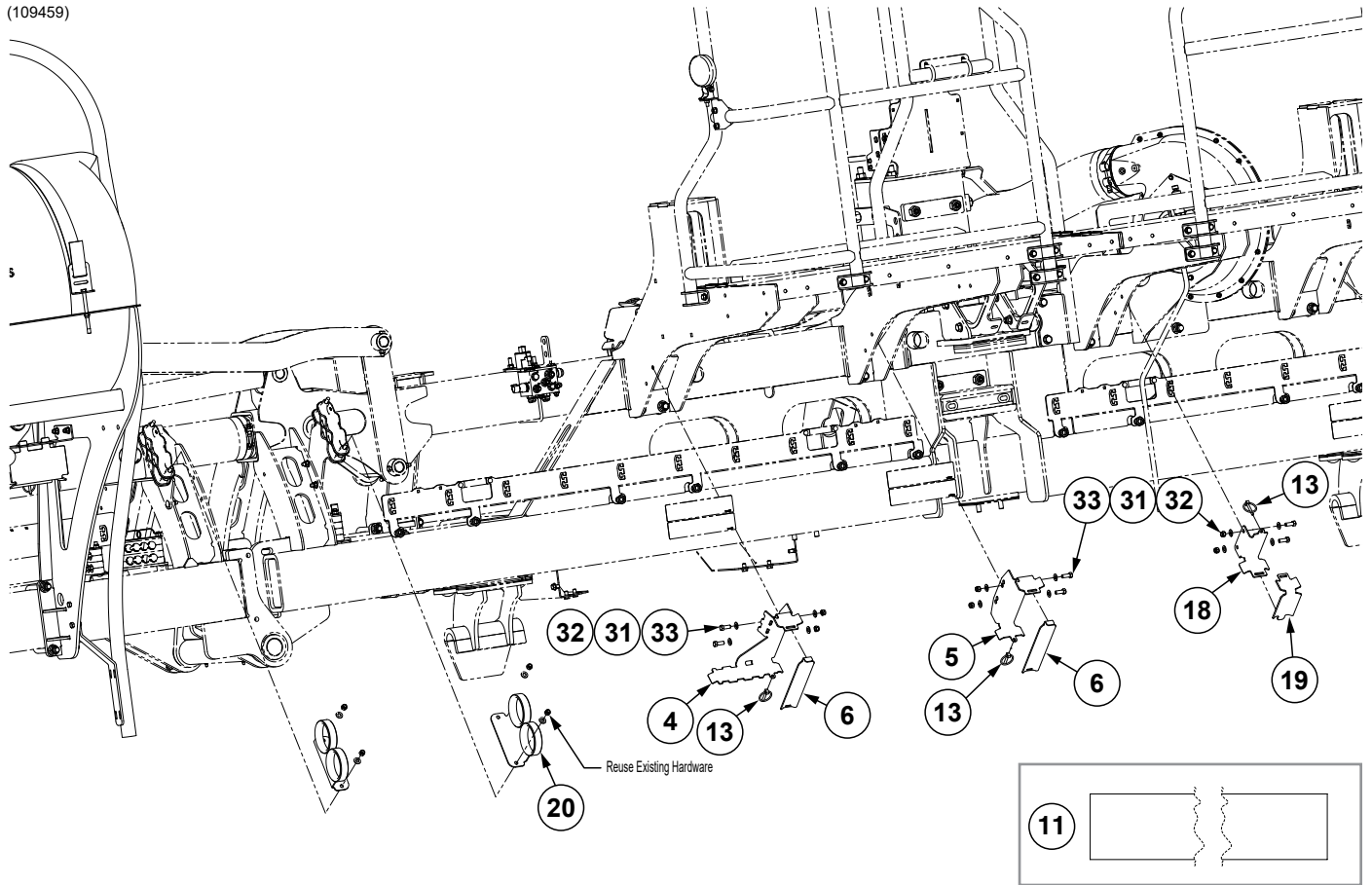
This page left blank intentionally.

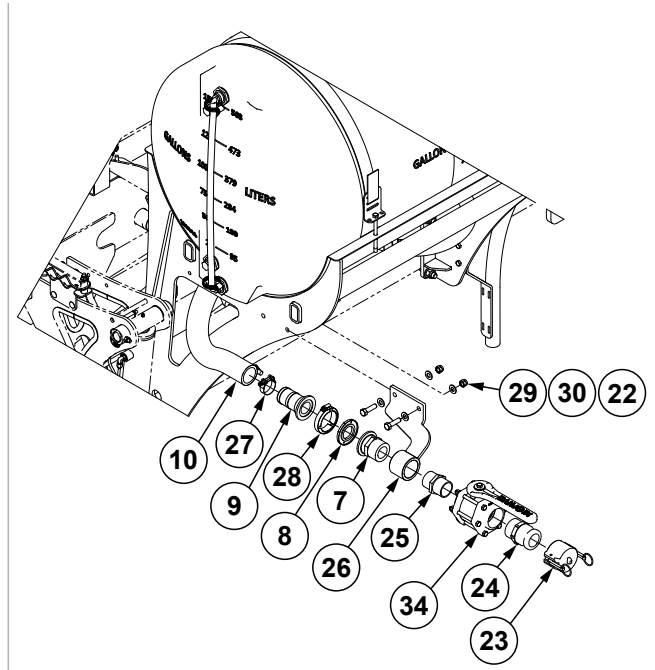
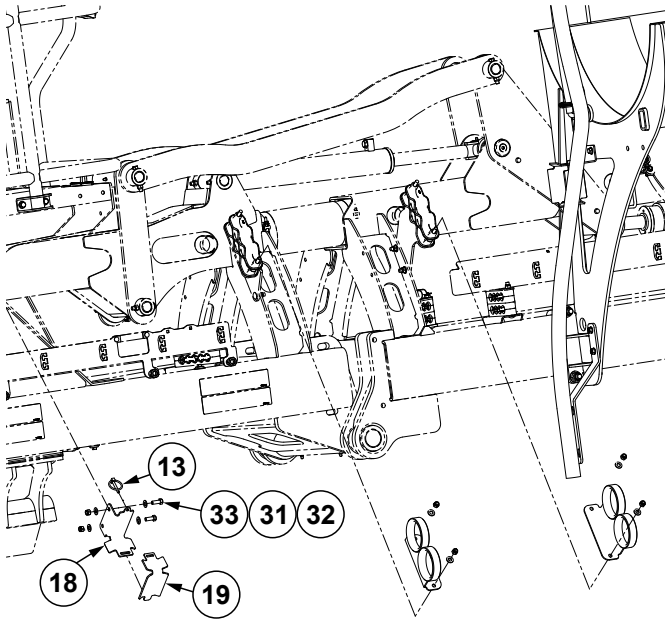




ITEM	PART NO.	QTY.	DESCRIPTION
1	---	1	See "Liquid Fertilizer Tank Assembly, 150 Gallons" on page P228
2	---	1	See "Liquid Fertilizer Tank Assembly, 150 Gallons" on page P228
3	G10780101	2	Flanged Plug, 1"
4	G10862101	1	Hose Retainer Bracket
5	G10894001	1	Hose Retainer Bracket
6	G10066901	2	Hose Clamp Bracket
7	G10903301	1	Hose Retainer Bracket
8	G10862201	1	Hose Clamp Bracket
9	---	1	See "Fill Tee Assembly" on page P230
10	G4200-14	1	Hose, 1¼" x 30'
11	GD26816	1	2" Flange x 2" Male Thread
12	G10406701	1	2" Skirted Flange Gasket
13	G11497	1	Adapter, 2" Flange x 2" Hose Barb
14	G10910501	1	Hose Retainer Bracket
15	G10910601	1	Hose Retainer Bracket
16	G10912001	1	Hose Retainer Bracket
17	G10912101	1	Hose Retainer Bracket
18	GD13287	2	U-Bolt, 1½" x 2½" x ½"-13
19	G10913101	1	Hose Retainer Bracket
20	G10913401	1	Hose Retainer Bracket
21	GD2558	6	Lynch Pin, ¼"
22	G10536901	2	Hose Bracket
23	G10536801	2	Fertilizer Hose Bracket
24	G11468	1	Flange Clamp SS 75 Series
25	G11165	1	T-Bolt Clamp, 2½", Stainless Steel
26	G10991701	1	Bulk Fill Bracket
27	G10623	1	Close Nipple, 2" NPT
28	GD3623	1	Adapter, 2" Male NPT To Cam Lock
29	GD3951	1	Dust Cap, 2" Cam Lock
30	G10039	2	Hex Head Cap Screw, ½"-13 x 1¼"
31	G11389	10	Flat Washer, ½" Plated SAE
32	G10111	6	Lock Nut, ½"-13
33	G10004	4	Hex Head Cap Screw, ⅜"-16 x 1¼"
34	G11387	28	Flat Washer, ⅜" SAE
35	G10108	14	Lock Nut, ⅜"-16
36	G10001	10	Hex Head Cap Screw, ⅜"-16 x 1"
37	G10045	2	Hex Head Cap Screw, ½"-13 x 4½"
38	G10616611	1	Hose, 2.6" O.D. x 2" I.D. x 28"
39	GA2660	1	Shutoff Valve, 2" NPT

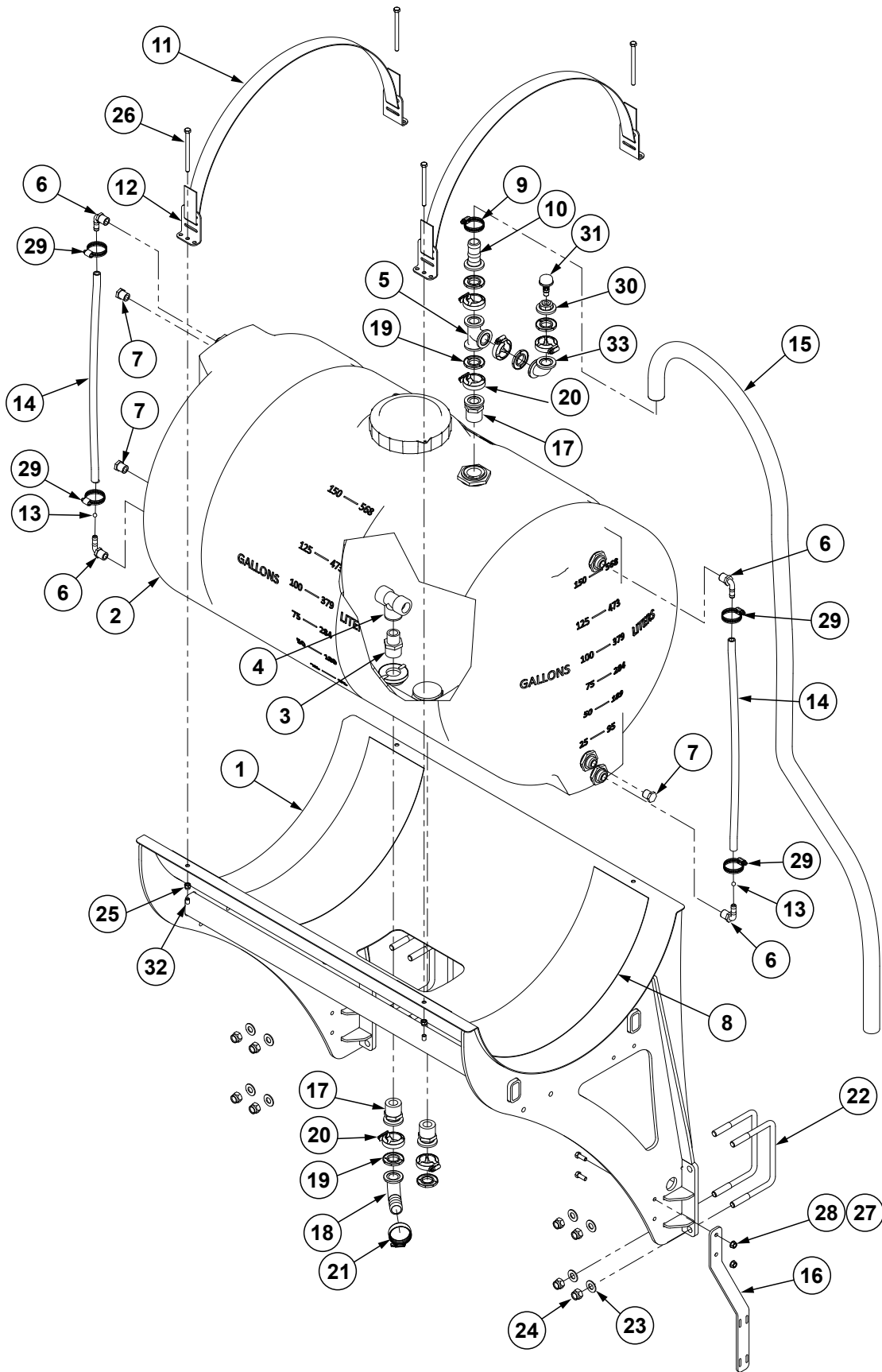
(109459)





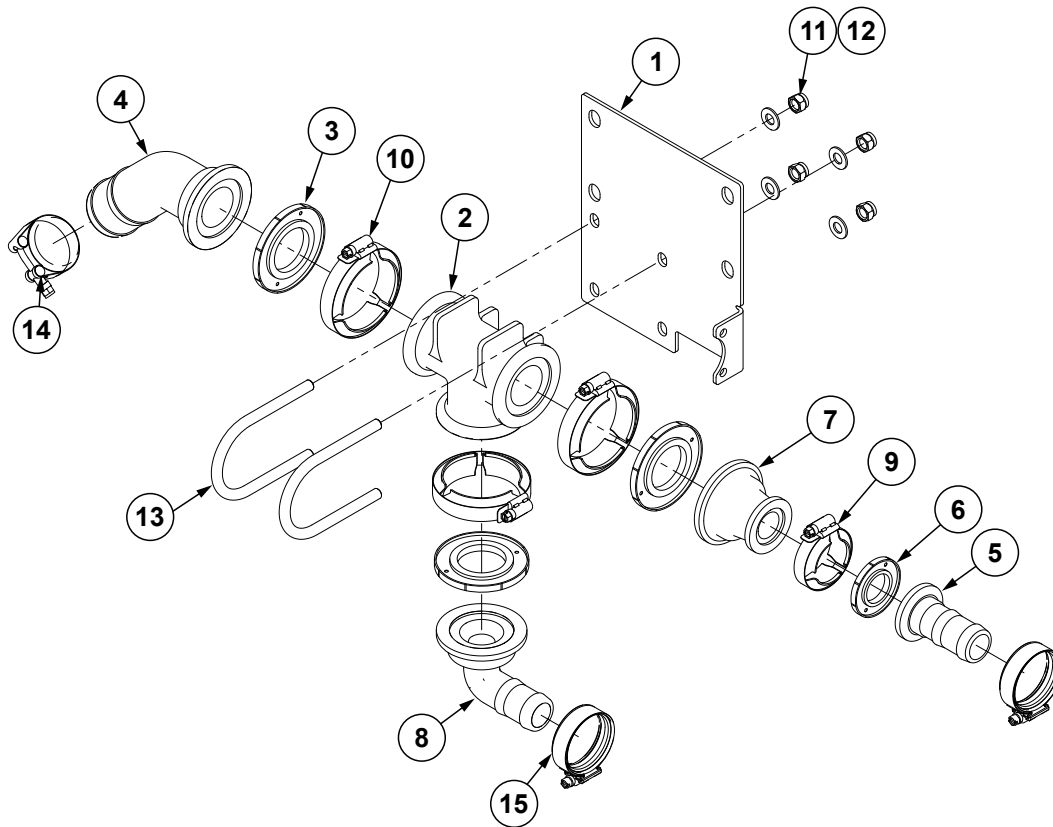
ITEM	PART NO.	QTY.	DESCRIPTION
1	---	1	See "Liquid Fertilizer Tank Assembly, 150 Gallons" on page P228
2	---	1	See "Liquid Fertilizer Tank Assembly, 150 Gallons" on page P228
3	---	1	See "Fill Tee Assembly" on page P230
4	G10903301	1	Hose Retainer Bracket
5	G10894001	1	Hose Retainer Bracket
6	G10066901	2	Hose Clamp Bracket
7	GD26816	1	2" Flange x 2" Male Thread
8	G10406701	1	2" Skirted Flange Gasket
9	G11497	1	Adapter, 2" Flange x 2" Hose Barb
10	G10616611	1	Hose, 2.6" O.D. x 2" I.D. x 28"
11	G4200-35	1	Hose, 1-1/4" x 36"
12	GD13287	2	U-Bolt, 1 1/2" x 2 1/2" x 1/2"-13
13	GD2558	6	Lynch Pin, 1/4"
14	G10910601	1	Hose Retainer Bracket
15	G10910501	1	Hose Retainer Bracket
16	G10912101	1	Hose Retainer Bracket
17	G10912001	1	Hose Retainer Bracket
18	G10922401	2	Hose Retainer Bracket
19	G10904601	2	Hose Retainer Bracket
20	G10536901	4	Hose Bracket
21	G10780101	2	Flanged Plug, 1"
22	G10039	2	Hex Head Cap Screw, 1/2"-13 x 1 3/4"
23	GD3951	1	Dust Cap, 2" Cam Lock
24	GD3623	1	Adapter, 2" Male NPT To Cam Lock
25	G10623	1	Close Nipple, 2" NPT
26	G10991701	1	Bulk Fill Bracket
27	G11165	1	T-Bolt Clamp, 2 1/2", Stainless Steel
28	G11468	1	Flange Clamp SS 75 Series
29	G10111	6	Lock Nut, 1/2"-13
30	G11389	8	Flat Washer, 1/2" Plated SAE
31	G11387	24	Flat Washer, 3/8" SAE
32	G10108	12	Lock Nut, 3/8"-16
33	G10001	8	Hex Head Cap Screw, 3/8"-16 x 1"
34	GA2660	1	Shutoff Valve, 2" NPT
35	G10004	4	Hex Head Cap Screw, 3/8"-16 x 1 1/4"

(106171)



ITEM	PART NO.	QTY.	DESCRIPTION
1	G10942701	1	150 Gallon Tank Mount
2	G10856501	1	Tank W/Lid and Fittings, 150 Gallon
	GR1941	1	Seal
	GR2144	4	½" Bulkhead Fitting (Ends of Tank)
	GA20642	1	Anti-Vortex Fitting, 1¼"
	GR1709	2	1¼" Bulkhead Fitting Assembly (Nut, Bushing And O-Ring) (Top Of Tank)
	G11008401	1	Lid
3	G10727	1	Reducing Nipple, 1¼" x 1"
4	G10279	1	1" Female NPT Nylon Tee
5	G10779801	1	1" Flanged Tee
6	G10740	4	90° Elbow, ½" Male NPT/Hose Barb
7	G10297	3	Hex Pipe Plug, ½"
8	GD1862	1	Tank Pad, 8" x 14' Roll
9	G10674	1	Hose Clamp, No. 24
10	G11458	1	Adapter 1" Flange x 1¼" Hose Barb
11	GD11124	2	Strap, 84"
12	GD11123	4	Anchor
13	G11590	2	10MM Hollow Ball (Orange)
14	GD29502-26.25	2	Clear Tube, ¾" O.D. x 26.25"
15	G4602-32	1	Black Helix Hose, 1¼" x 9'
16	G10933001	1	Overflow Hose Bracket
17	G11569	3	Adapter, 1" Flange x 1¼" Male NPT
18	G10779901	1	1" Flange x 1¼" Barb, 90°
19	G10406801	6	1" Skirted Flange Gasket
20	G11467	6	SS 50 Series Flange Clamp
21	G10829101	1	Heavy Duty Hose Clamp
22	GD16598	4	U-Bolt, 4" x 7" x ⅝"-11
23	G11391	8	Flat Washer, ⅝" SAE
24	G10107	8	Lock Nut, ⅝"-11
25	G10901	4	Lock Nut, ⅜"-16
26	G10485	4	Hex Head Cap Screw, ⅜"-16 x 5"
27	G10001	2	Hex Head Cap Screw, ⅜"-16 x 1"
28	G10622	2	Serrated Flange Nut, ⅜"-16
29	G10673	4	Hose Clamp, No. 8
30	G10618301	1	1" Flanged Plug W/¼" FNPT Port
31	G11061401	1	Check Valve Vacuum Breaker, 1/4" NPT
32	G11014701	2	Cap
33	G10779701	1	1" Flanged 90° Fitting

(109937)

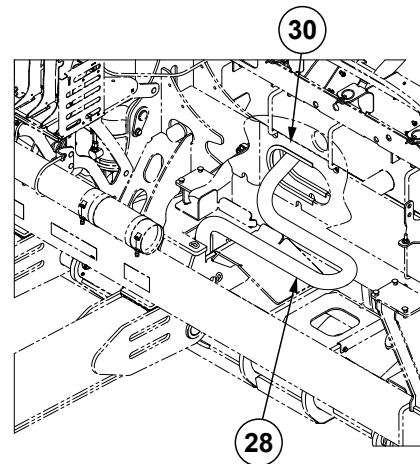
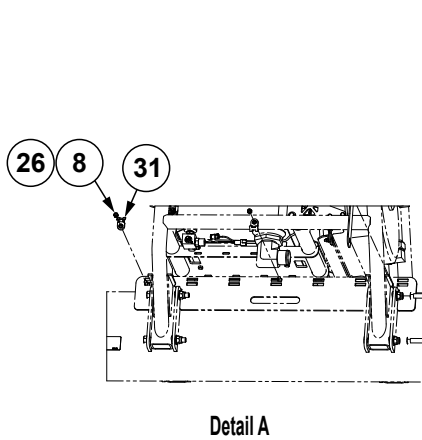
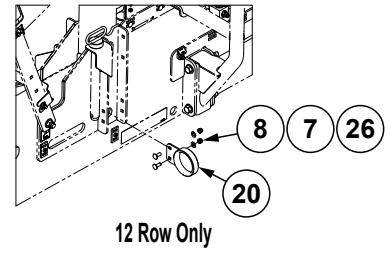
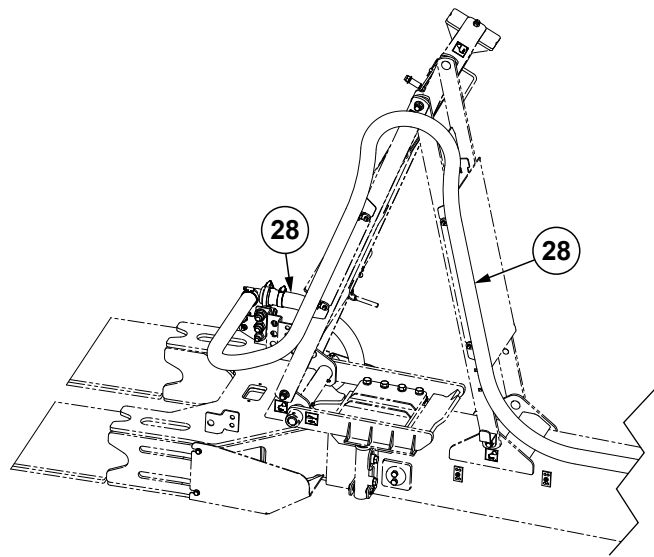
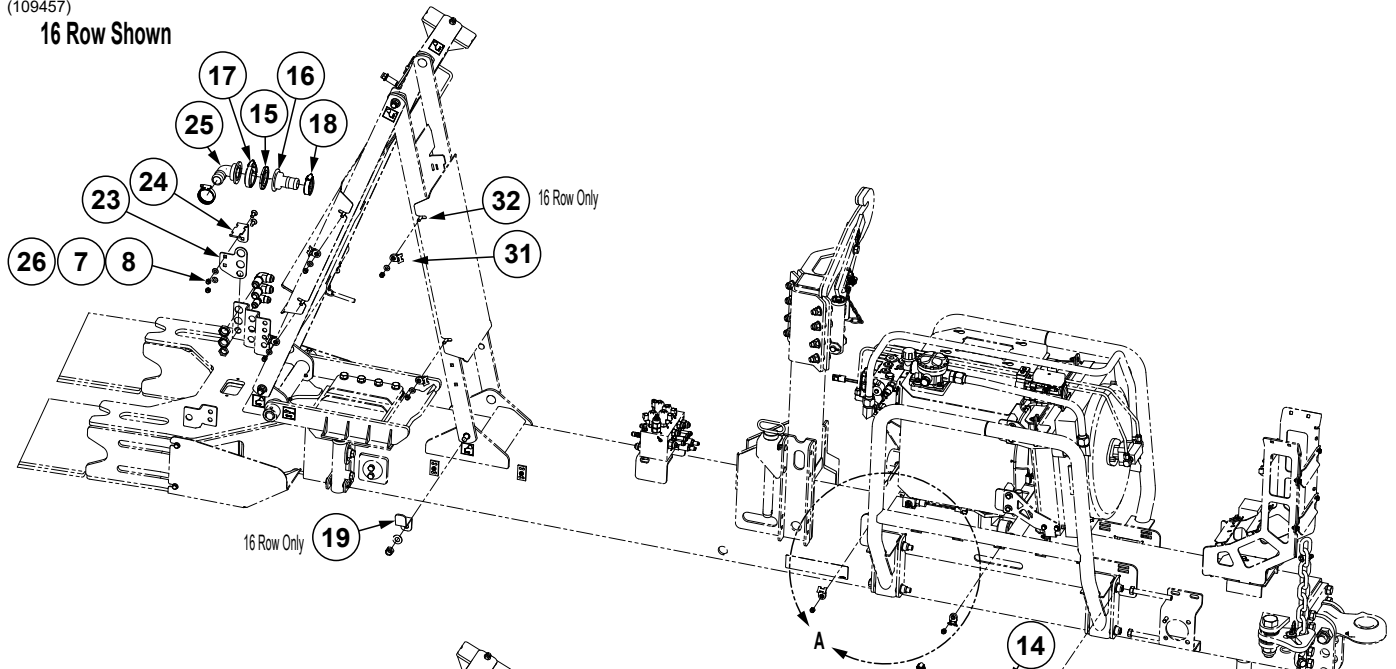


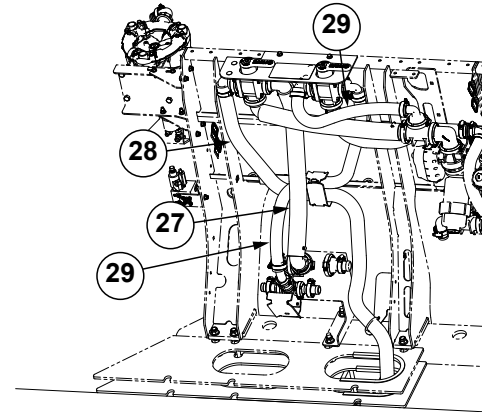
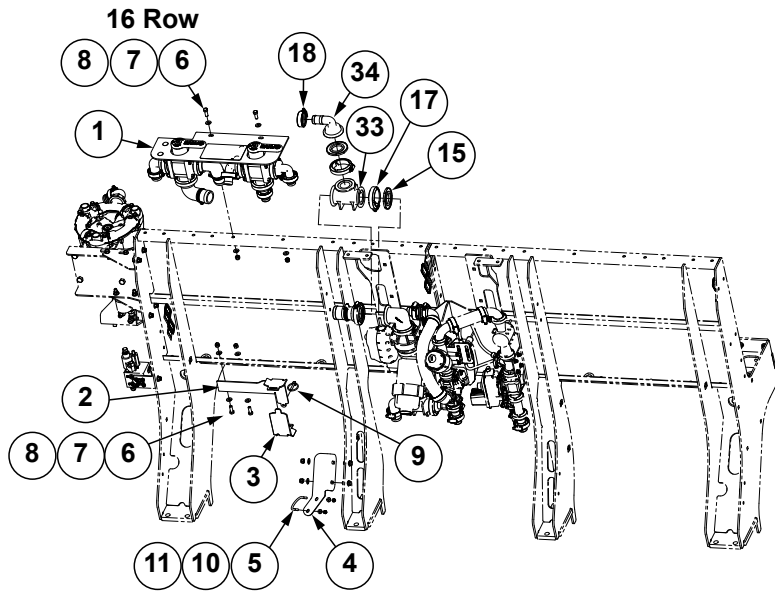
ITEM	PART NO.	QTY.	DESCRIPTION
1	G10910301	1	Valve Mount Bracket
2	G11508	1	Tee, 2" Port Flange
3	G10406701	3	2" Skirted Flange Gasket
4	11576	1	2" Flange x 45° Hose Barb Elbow
5	G11458	1	Adapter 1" Flange x 1/4" Hose Barb
6	G10406801	1	Skirted Flange Gasket, 1"
7	G11455	1	Reducer, 2" Flange x 1" Flange
8	G10473901	1	Adapter, 2" Flange x 1/4" Hose Barb, 90°
9	G11467	1	SS 50 Series Flange Clamp
10	G11468	3	Flange Clamp SS 75 Series
11	G10108	4	Lock Nut, 3/8"-16
12	G11387	4	Flat Washer, 3/8" SAE
13	G10510201	2	U-Bolt, 2 1/2" x 4 5/16"
14	G11165	1	T-Bolt Clamp, 2 1/2", Stainless Steel
15	G10829101	2	Heavy Duty Hose Clamp

This page left blank intentionally.

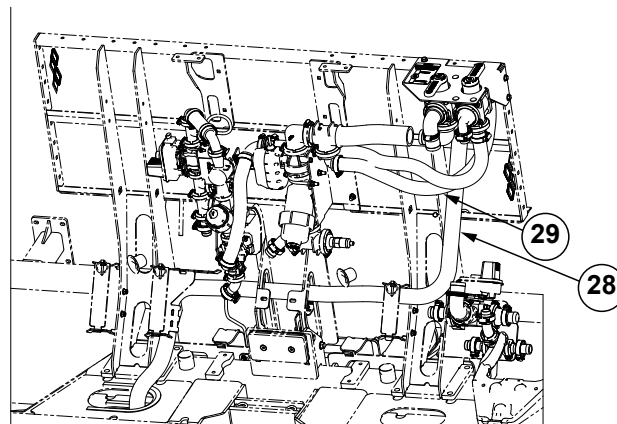
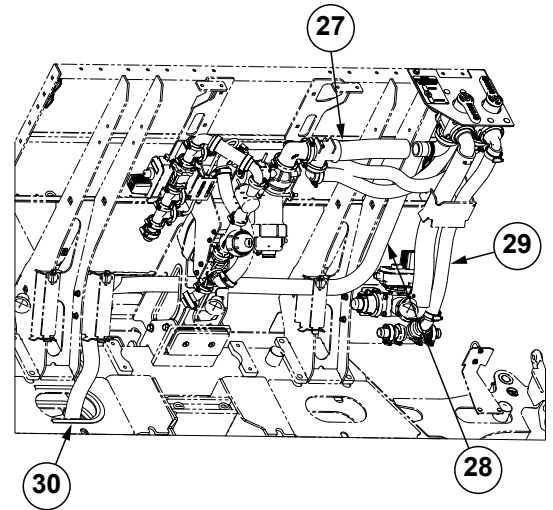
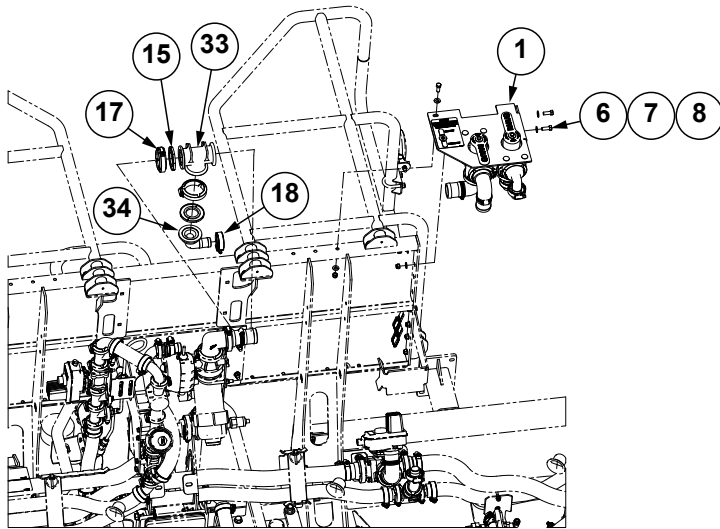
(109457)

16 Row Shown





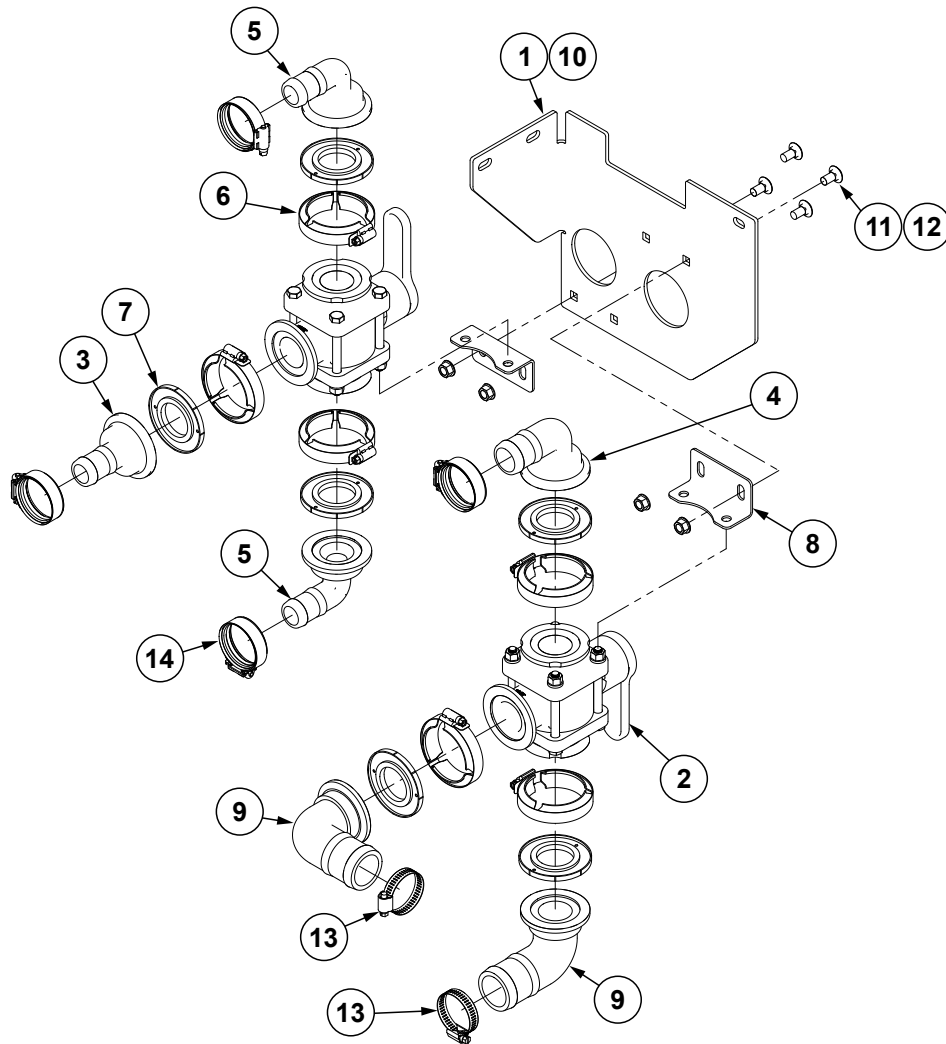
12 Row



(Continued on following page.)

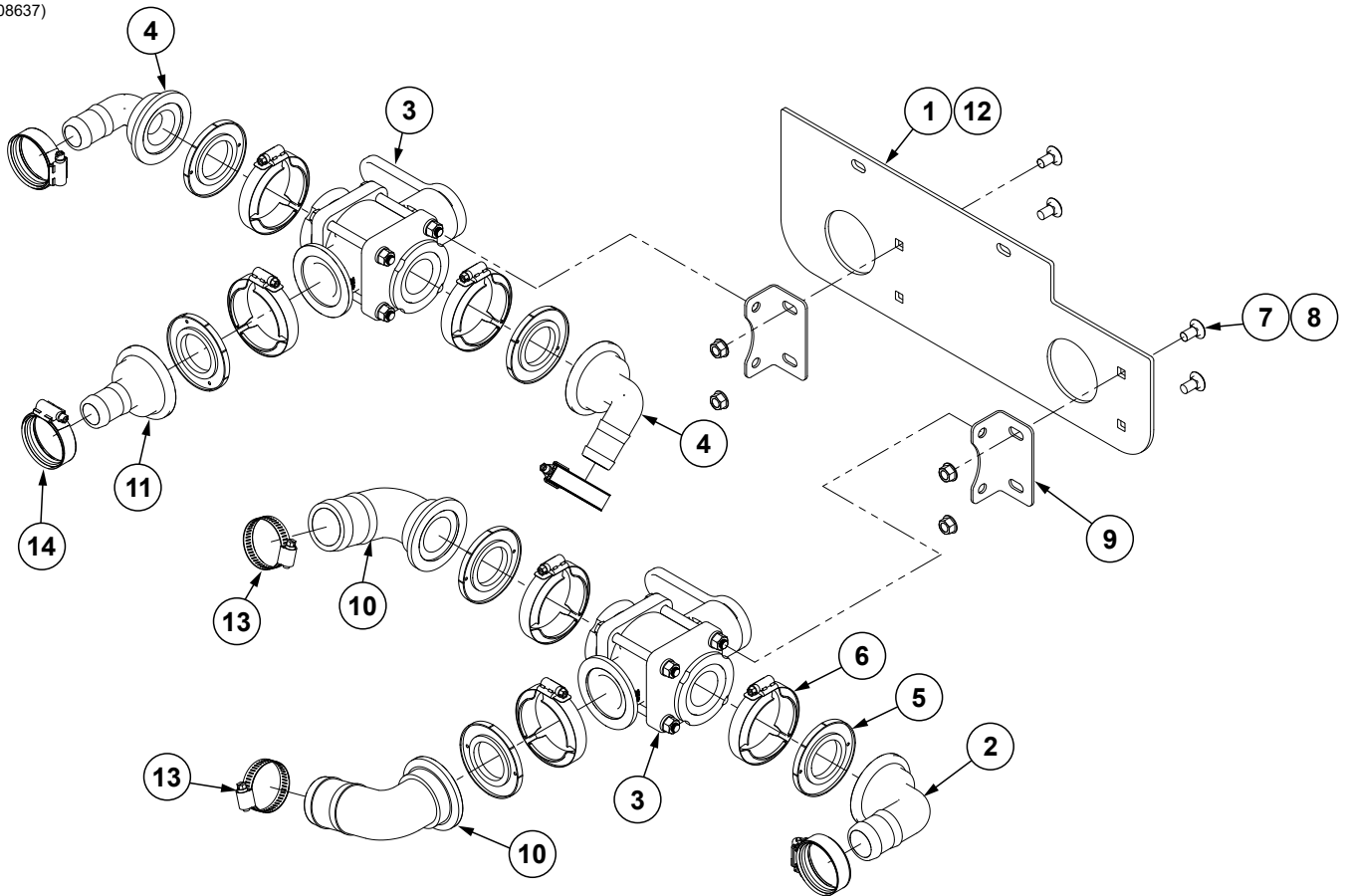
ITEM	PART NO.	QTY.	DESCRIPTION
1	---	1	See "Auxiliary Valves Assembly, 16 Row" on page P236
	G10862501	1	See "Auxiliary Tee Assembly, 12 Row" on page P235
2	G10904501	1	Hose Retainer Bracket
3	G10904601	1	Hose Retainer Bracket
4	G10925801	1	Hose Retainer Bracket
5	GD26672	1	U-Bolt, 2" Diameter, ¼"-20
6	G10001	4	Hex Head Cap Screw, ⅜"-16 x 1"
7	G11387	13	Flat Washer, ⅜" SAE
8	G10108	8	Lock Nut, ⅜"-16
9	GD2558	1	Lynch Pin, ¼"
10	G11385	2	Flat Washer, ¼" SAE
11	G10110	2	Lock Nut, ¼"-20, Grade B
12	G10952001	1	Ball Valve Mount Bracket
14	GD26816	1	2" Flange x 2" Male Thread
15	G10406701	4	2" Skirted Flange Gasket
16	G10464101	2	Adapter, 2" Flange x 1½" Hose Barb
17	G11468	4	Flange Clamp SS 75 Series
18	G10829101	4	Heavy Duty Hose Clamp
19	G10968901	1	Hose Retainer Bracket
20	---	---	---
21	G10952201	-	Fertilizer Hose Bracket
22	GD3623	1	Adapter, 2" Male NPT To Cam Lock
23	G10952301	1	Fertilizer Hose Mount Plate
24	G10952401	1	Fertilizer Hose Mount Bracket
25	G10437901	1	90° Elbow, 2" Flange x 1½" Barb
26	G10305	4	Carriage Bolt, ⅜"-16 x 1"
27	G10616618	1	Hose, 2.6" O.D. x 2" I.D. x 37"
28	G10616709	1	Hose, 2.1" O.D. x 1½" I.D. x 516"
29	G4200-24	1	Hose, 1¼" x 84"
30	GD35414-20.5	1	Edge Trim Protection, ⅜" x ⅝" x 20½"
31	G10088301	6	Cable Tie Mount, ⅜"
32	G10301	4	Carriage Bolt, ⅜"-16 x 1½"
33	G11508	1	Tee, 2" Port Flange
34	G10473901	1	Adapter, 2" Flange x 1¼" Hose Barb, 90°

(108625)



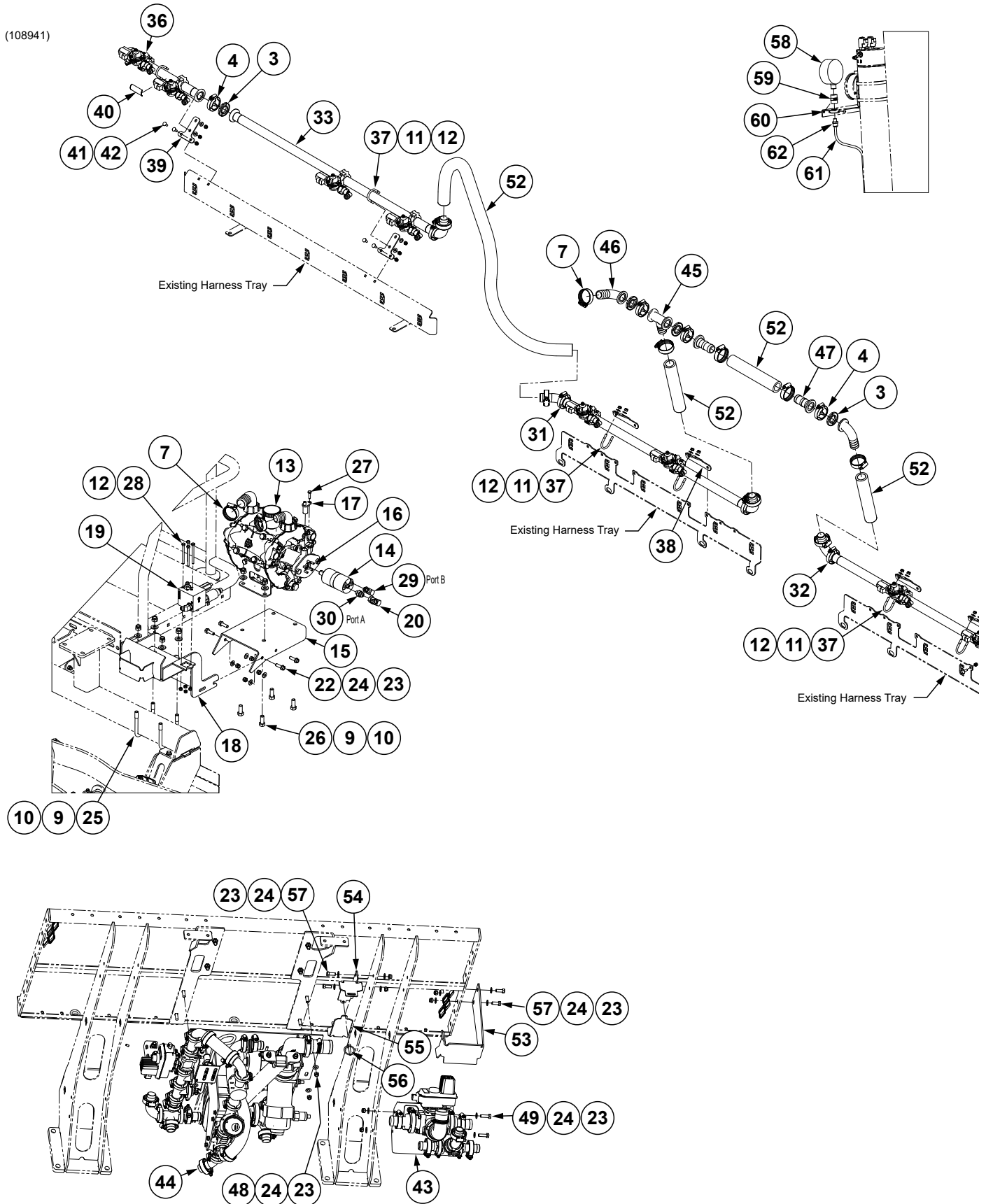
ITEM	PART NO.	QTY.	DESCRIPTION
1	G10862401	1	Tee Mount Plate
2	GA21845	2	3-Way Flanged Ball Valve, 2"
3	G11494	1	Adapter, 2" Flange x 1 1/4" Hose Barb
4	G10437901	1	90° Elbow, 2" Flange x 1 1/2" Barb
5	G10473901	2	Adapter, 2" Flange x 1 1/4" Hose Barb, 90°
6	G11468	6	Flange Clamp SS 75 Series
7	G10406701	6	2" Skirted Flange Gasket
8	G10613501	2	Auxiliary Valve Mount
9	11457	2	Elbow, 2" Flange x 2" Hose Barb, 90°
10	G10919701	1	See "Decals, Paint, and Miscellaneous" on page P285
11	G10308	4	Carriage Bolt, 3/8"-16 x 3/4"
12	G11091	4	Serrated Flange Nut, 3/8"-16
13	G10676	2	Hose Clamp, No. 36, Stainless Steel
14	G10829101	4	Heavy Duty Hose Clamp

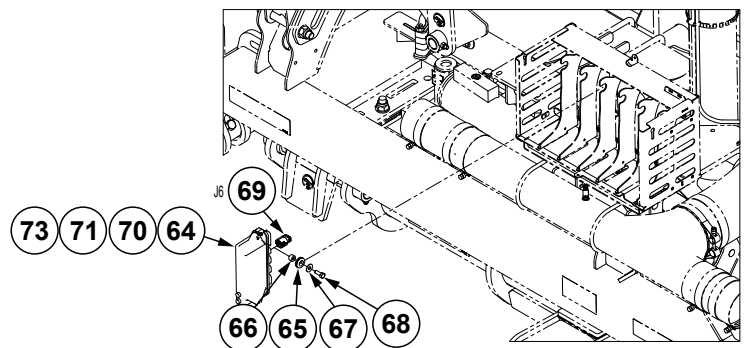
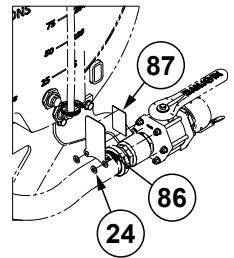
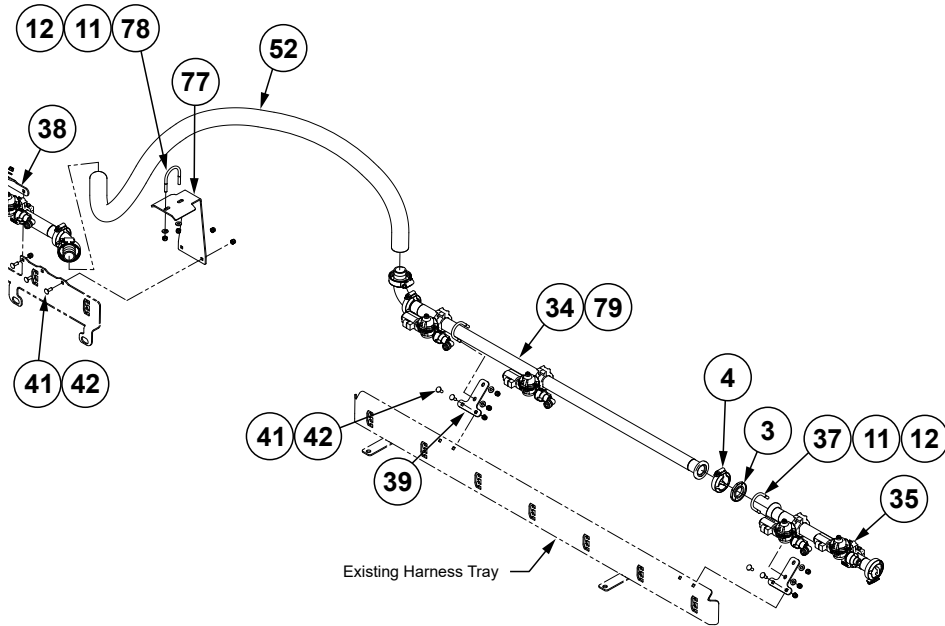
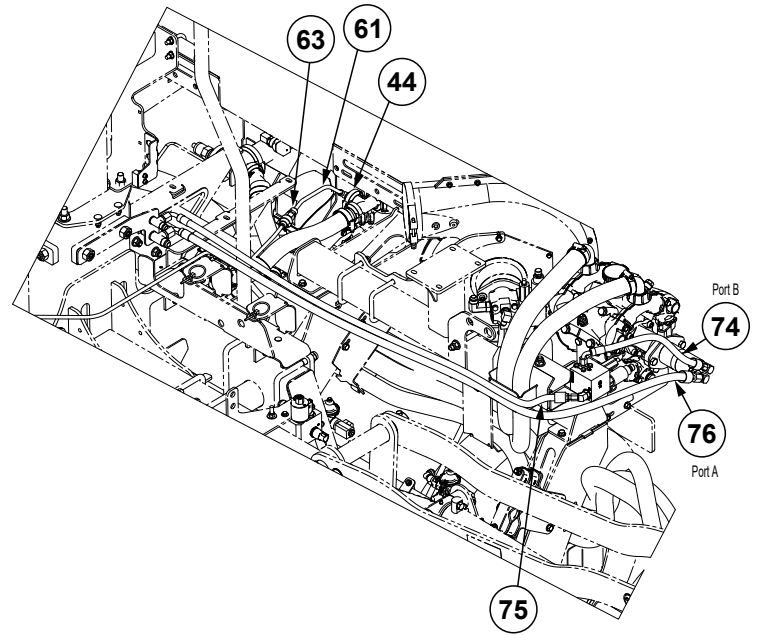
(108637)



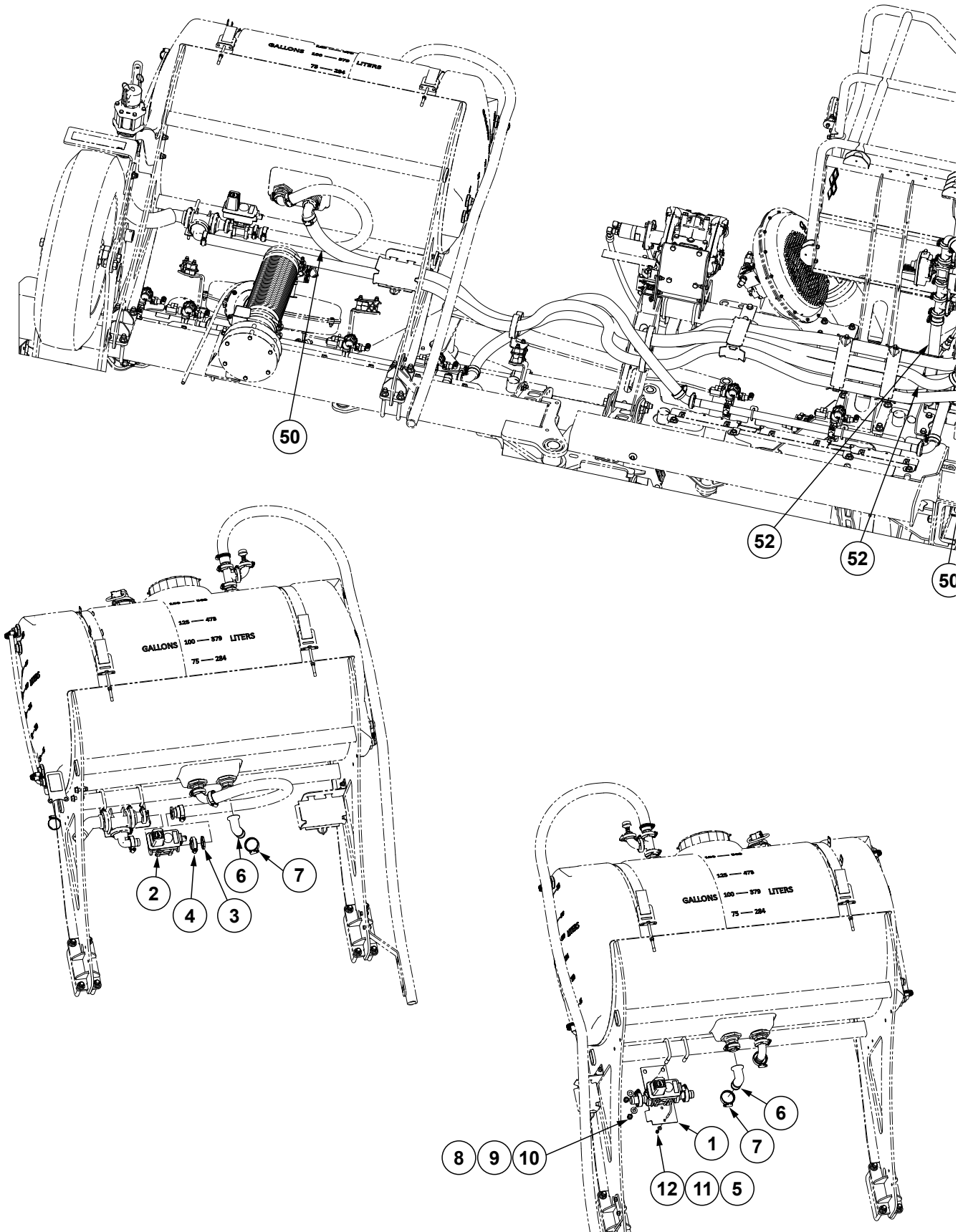
ITEM	PART NO.	QTY.	DESCRIPTION
1	G10866401	1	Fertilizer Valves Plate
2	G10437901	1	90° Elbow, 2" Flange x 1½" Barb
3	GA21845	2	3-Way Flanged Ball Valve, 2"
4	G10473901	2	Adapter, 2" Flange x 1¼" Hose Barb, 90°
5	G10406701	6	2" Skirted Flange Gasket
6	G11468	6	Flange Clamp SS 75 Series
7	G10308	4	Carriage Bolt, ⅜"-16 x ¾"
8	G11091	4	Serrated Flange Nut, ⅜"-16
9	G10613501	2	Auxiliary Valve Mount
10	11457	2	Elbow, 2" Flange x 2" Hose Barb, 90°
11	G11494	1	Adapter, 2" Flange x 1¼" Hose Barb
12	G10806901	1	See "Decals, Paint, and Miscellaneous" on page P285
13	G10676	2	Hose Clamp, No. 36, Stainless Steel
14	G10829101	4	Heavy Duty Hose Clamp

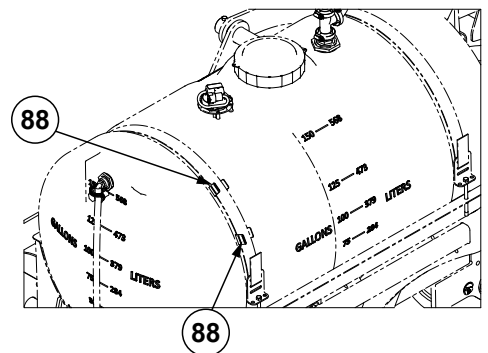
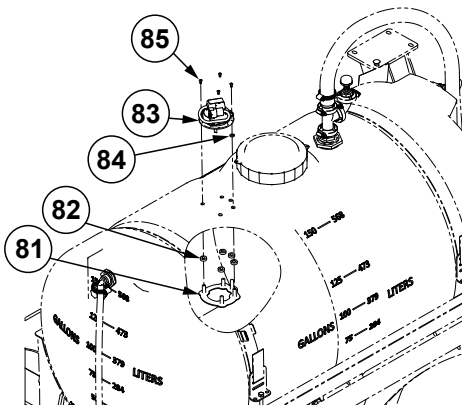
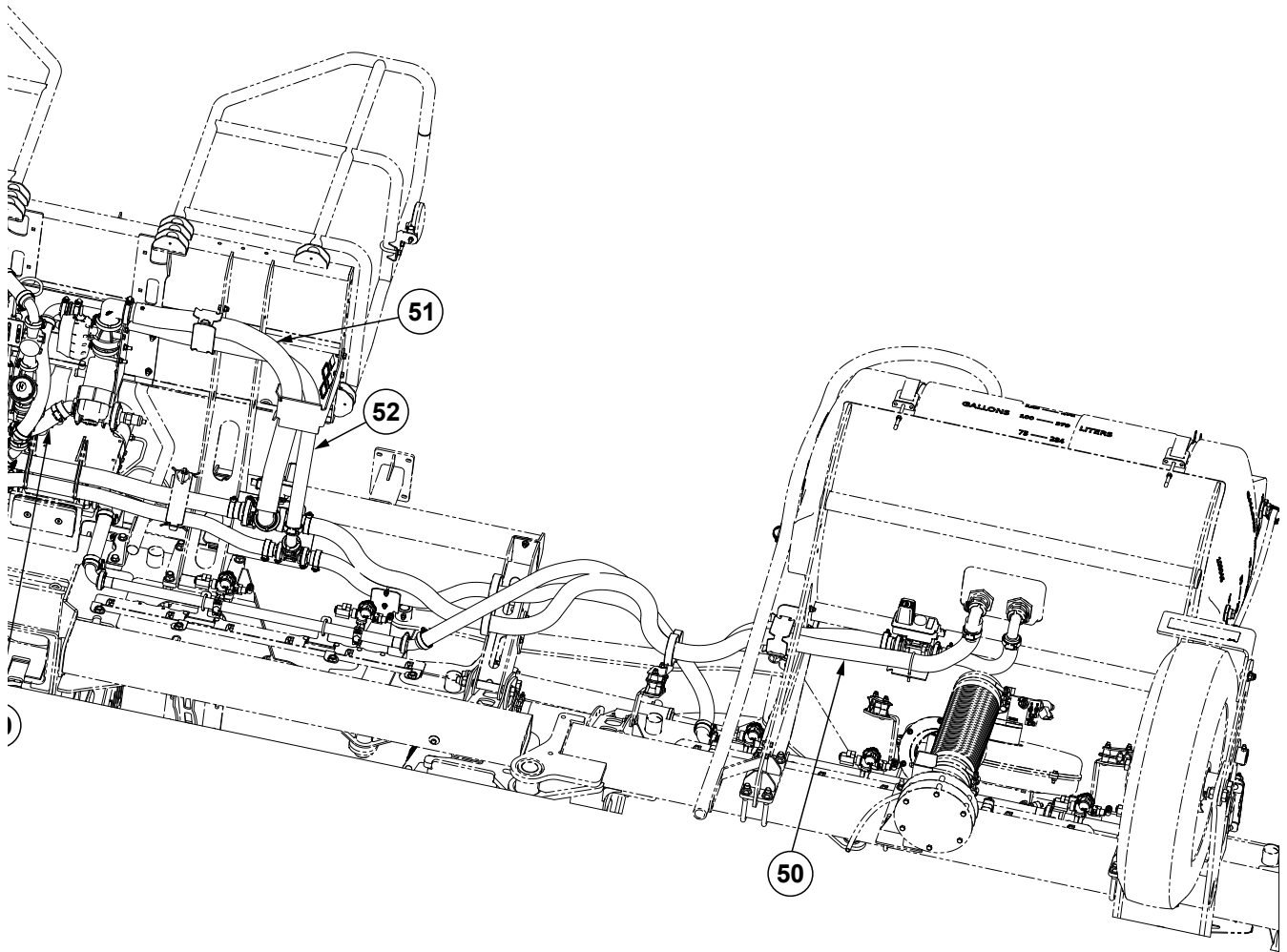
This page left blank intentionally.





(Continued on following pages.)

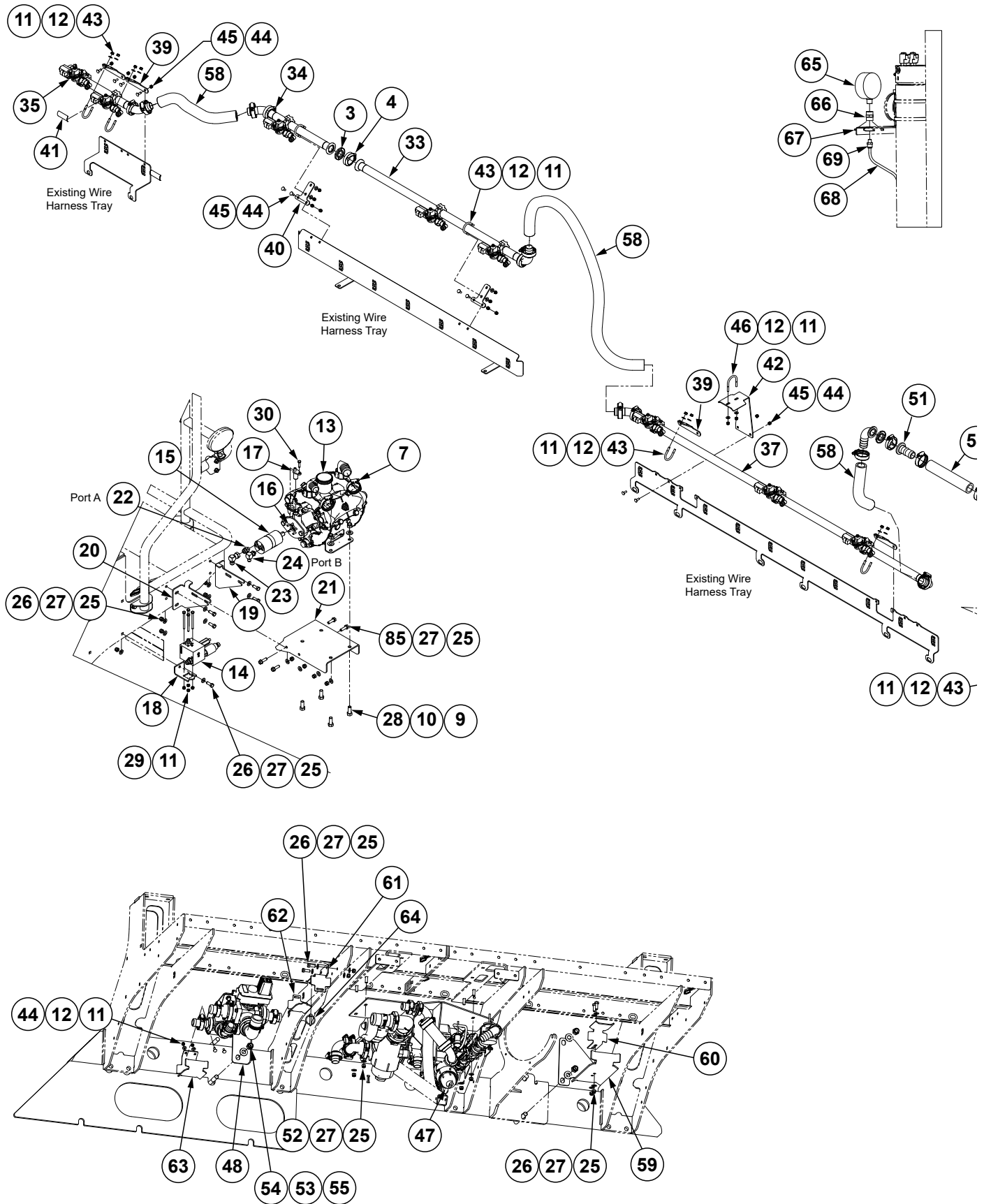


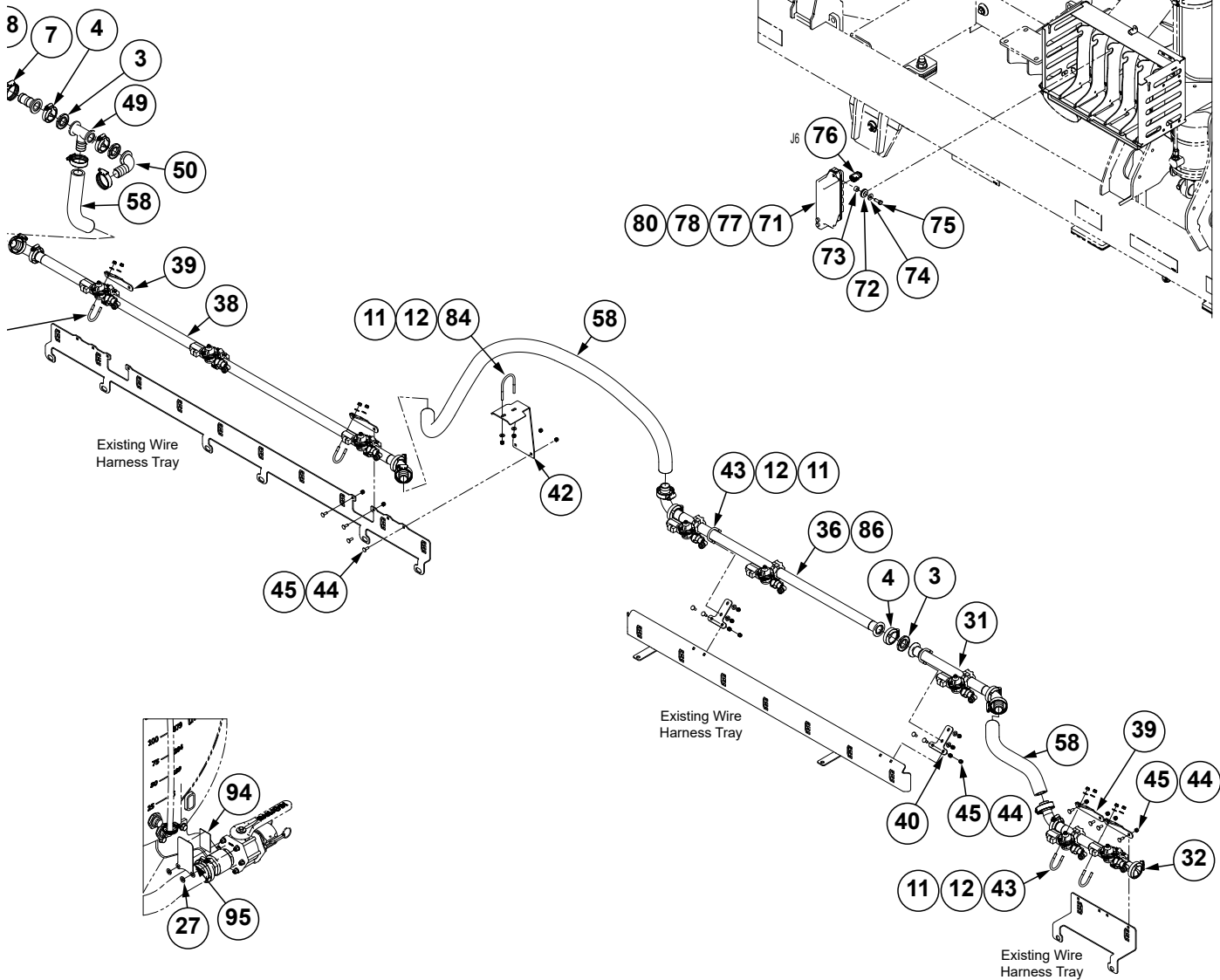
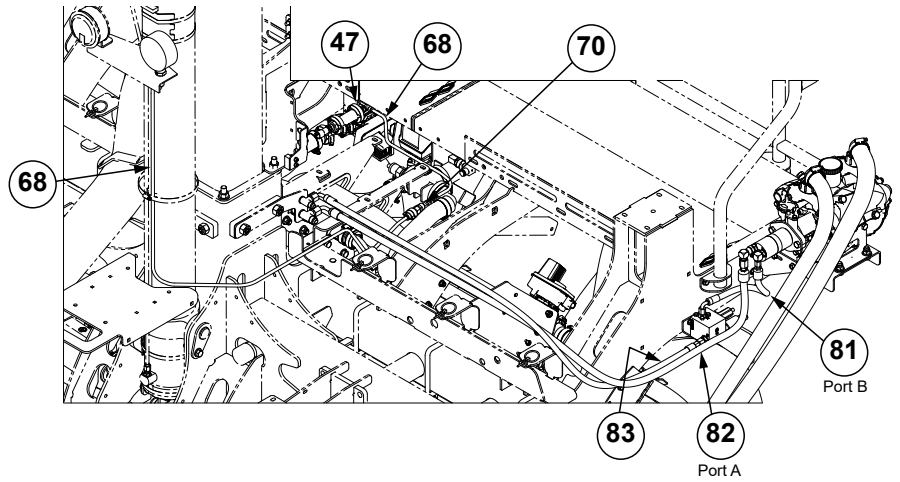


ITEM	PART NO.	QTY.	DESCRIPTION
1	---	1	See "L.H. / R.H. Electric Flow Control Ball Valve Assembly" on page P250
2	G10922001	1	Electric Ball Valve, 1"
3	G10406801	6	Skirted Flange Gasket, 1"
4	G11467	6	Flange Clamp SS 50 Series
5	GD26672	1	U-Bolt, 2" Diameter, ¼"-20
6	G10684401	2	1" Flanged Adapter x 1½", 90° Hose Barb
7	G10829101	9	Heavy Duty Hose Clamp
8	GD13287	2	U-Bolt, 1½" x 2½" x ½"-13
9	G11389	12	Flat Washer, ½" Plated SAE
10	G10111	12	Lock Nut, ½"-13
11	G11385	20	Flat Washer, ¼" SAE
12	G10110	24	Lock Nut, ¼"-20, Grade B
13	---	1	See "Diaphragm Pump, AR120" on page P269
14	G10556101	1	Hydraulic Motor
15	G10879601	1	Pump Mount Bracket
16	G10532101	5	Hex Socket Head Cap Screw, ¼"-28 x ¾" (Low Profile/Full Thread)
17	G10991401	1	Speed Sensor Assembly
18	G10884301	1	Pump Mount
19	G10186003	1	Manifold Fan Control
20	G6500-08	1	Swivel Elbow, 90°, ¾"-16 Male JIC To Female
21	---	---	---
22	G10991601	4	Hex Non-Serrated Flange Cap Screw, ⅜"-16 X 1.25" Grade 5
23	G10108	14	Lock Nut, ⅜"-16
24	G11387	22	Flat Washer, ⅜" SAE
25	GD4743	2	U-Bolt, 3" x 3" x ½"-13
26	G10037	4	Hex Head Cap Screw, ½"-13 x 1¼"
27	G10064	1	Hex Head Cap Screw, ¼"-20 x 1"
28	G10162	4	Hex Head Cap Screw, ¼"-20 x 3¼"
29	G6801-06 GR1045	1	Elbow W/O-Ring, 90°, ⅝"-18 Male JIC To O-Ring O-Ring
30	G6400-08-06 GR1045	1	Connector W/O-Ring, ¾"-16 Male JIC To ⅝"-18 O-Ring O-Ring
31	---	1	See "Fertilizer Manifold" on page P252
32	---	1	See "Fertilizer Manifold" on page P252
33	---	1	See "Fertilizer Manifold" on page P252
34	---	1	See "Fertilizer Manifold" on page P252
35	---	1	See "Fertilizer Manifold" on page P252
36	---	1	See "Fertilizer Manifold" on page P252
37	G10606801	8	U-Bolt, 1½" x ¼"-20
38	G10887201	4	Manifold Mount Bracket
39	G10915201	4	Manifold Mount Bracket
40	---	1	See "Decals, Paint, and Miscellaneous" on page P285
41	G11320	10	Lock Nut, ¼"-20, Grade B
42	G10310	10	Carriage Bolt, ¼"-20 x ¾", Grade 2
43	---	1	See "3-Way Electric Distributor Ball Valve Assembly, 12 Row" on page P257
44	---	1	See "Fertilizer Valve Assembly, 12 Row" on page P259
45	G10780201	1	Flanged Barb, 1¼"
46	G10779901	2	1" Flange x 1¼" Barb, 90°
47	G11458	2	Adapter 1" Flange x 1¼" Hose Barb
48	G10599	4	Carriage Bolt, ⅜"-16 x 1¼"
49	G10776	2	Hex Head Cap Screw, ⅝"-16 x 1¼", Grade 5
50	G10616708	1	Hose, 2.1" O.D. x 1½" I.D. x 400"

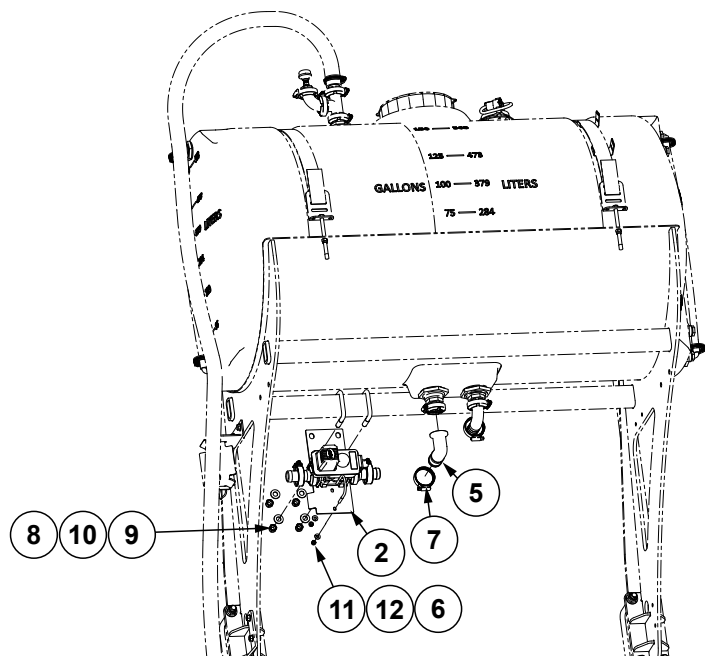
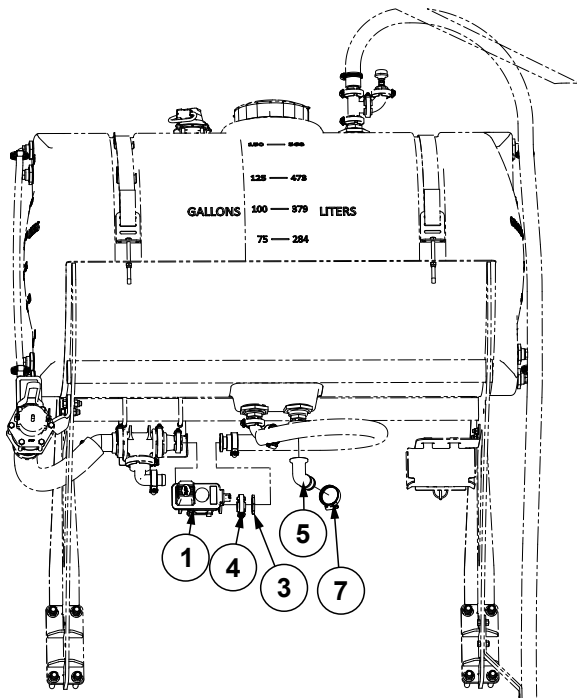
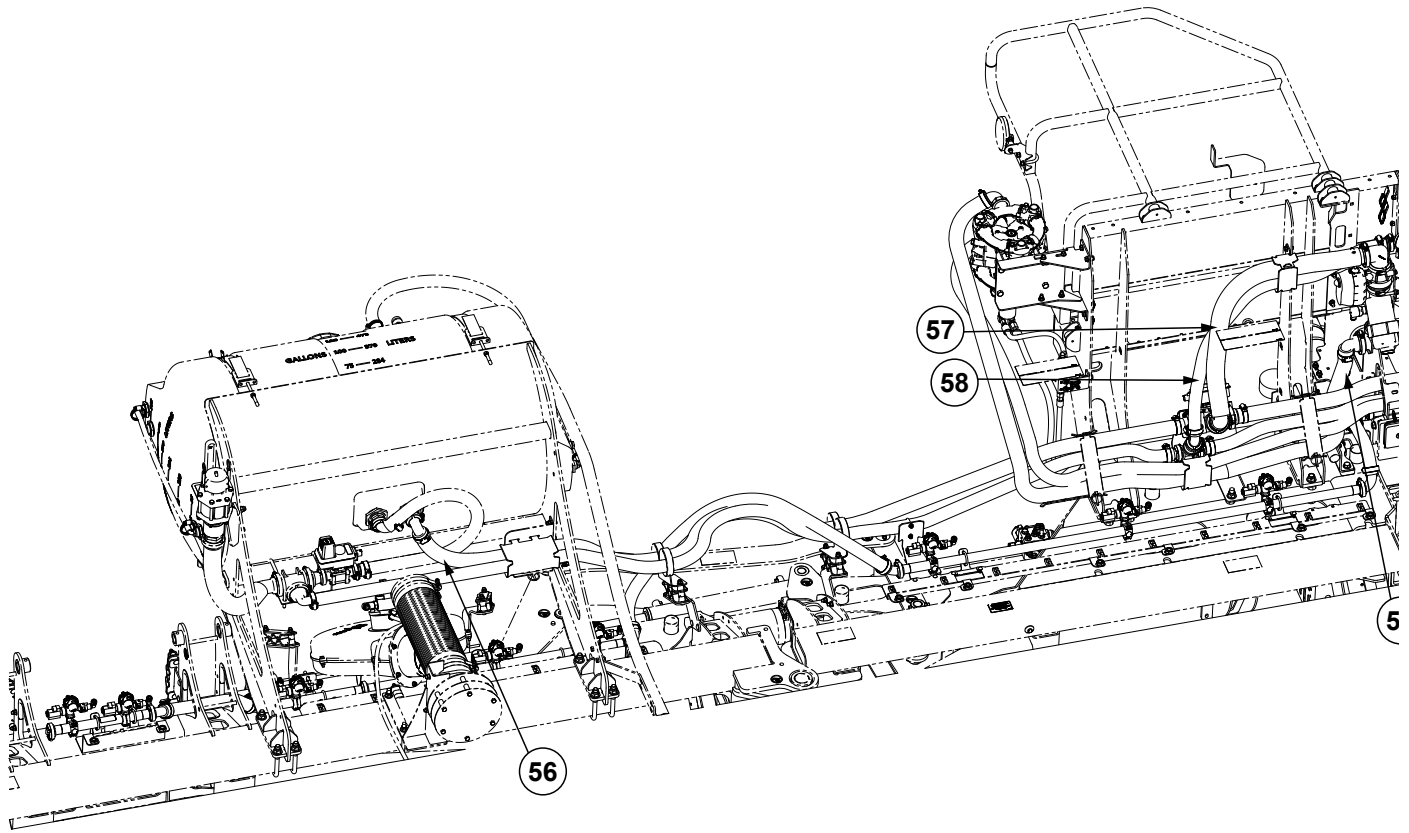
ITEM	PART NO.	QTY.	DESCRIPTION
51	G10616610	1	Hose, 2.6" O.D. x 2" I.D. x 44"
52	G4200-14	1	Hose, 1¼" x 30'
53	G10912201	1	Hose Retainer Bracket
54	G10922401	1	Hose Retainer Bracket
55	G10904601	1	Hose Retainer Bracket
56	GD2558	1	Lynch Pin, ¼"
57	G10001	4	Hex Head Cap Screw, ⅜"-16 x 1"
58	GA21456	1	Pressure Gauge
59	G1132469	1	Coupling, ½"-14 FNPT x ¼"-18 FNPT
60	G11242	3	Hex Socket Set Screw, ¼"-20 x ⅜"
61	GD30421-8	1	Clear Blue Tube, ⅜" O.D. x 8'
62	GD29625	1	Connector, ¼" NPT x ⅜"
63	---	1	See "Orifice In-Line Housing Assembly" on page P256
64	GA25949	1	IPN Module Assembly
65	GD35868	1	Grommet
66	GD35872	1	Spacer
67	G10219	1	Washer, ⅝" USS
68	G10991	1	Hex Head Cap Screw, ⅝"-18 x ⅞"
69	GD35837	1	Sealed Plug, MX150, 2 x 3, Key A W/CPA
70	G10960801	1	See "Blue Drive Interconnect Schematic, 12 Row" on page P208
71	G10960701	1	See "Blue Drive Interconnect Schematic, 12 Row" on page P208
72	G10840304	12	See "Blue Drive Interconnect Schematic, 12 Row" on page P208
73	GA24869-28	1	See "Blue Drive Interconnect Schematic, 12 Row" on page P208
74	*A15096-24	1	Hose Assembly, ⅜" x 24" (06F - 06F90S)
75	*A25504-57	1	Hose Assembly, ⅜" x 57" (06F - 08F90S)
76	*A18685-73	1	Hose Assembly, ½" x 73" (08F-10F90S)
77	G10960401	1	Hose Retainer Bracket
78	G10511601	1	U-Bolt, 1¼" x ¼"-20
79	GA20412	1	Orifice, .037" (Package of 12)
80	---	---	---
81	G10992501	2	Radar Clamp Ring
82	G11081501	10	Radar Gasket
83	G11005801	2	Fertilizer Radar
84	G11008201	2	O-Ring, No. 110
85	G11001501	8	Phillips Round Head Tapping Screw, 10-16 x ⅜"
86	G11059701	1	Decal Bracket
87	G11059601	1	See "Decals, Paint, and Miscellaneous" on page P285
88	G11080701	4	Strap Holder

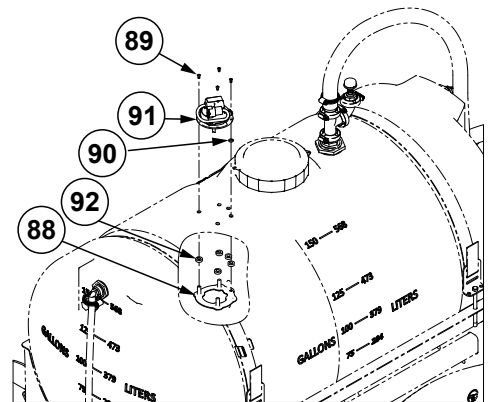
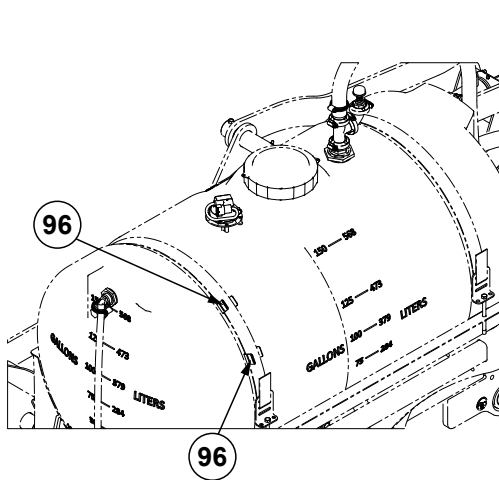
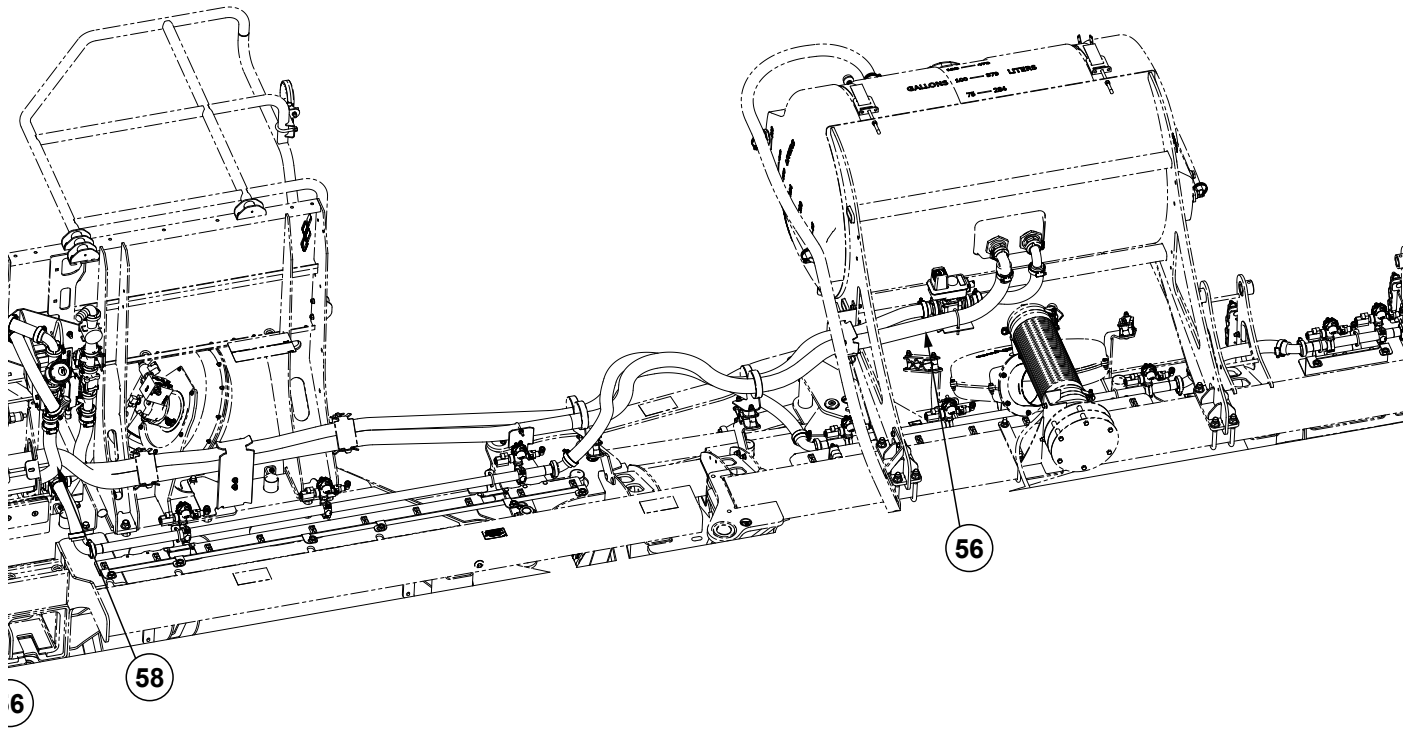
*Hydraulic hose is not stocked by Kinze Repair Parts.





(Continued on following pages.)





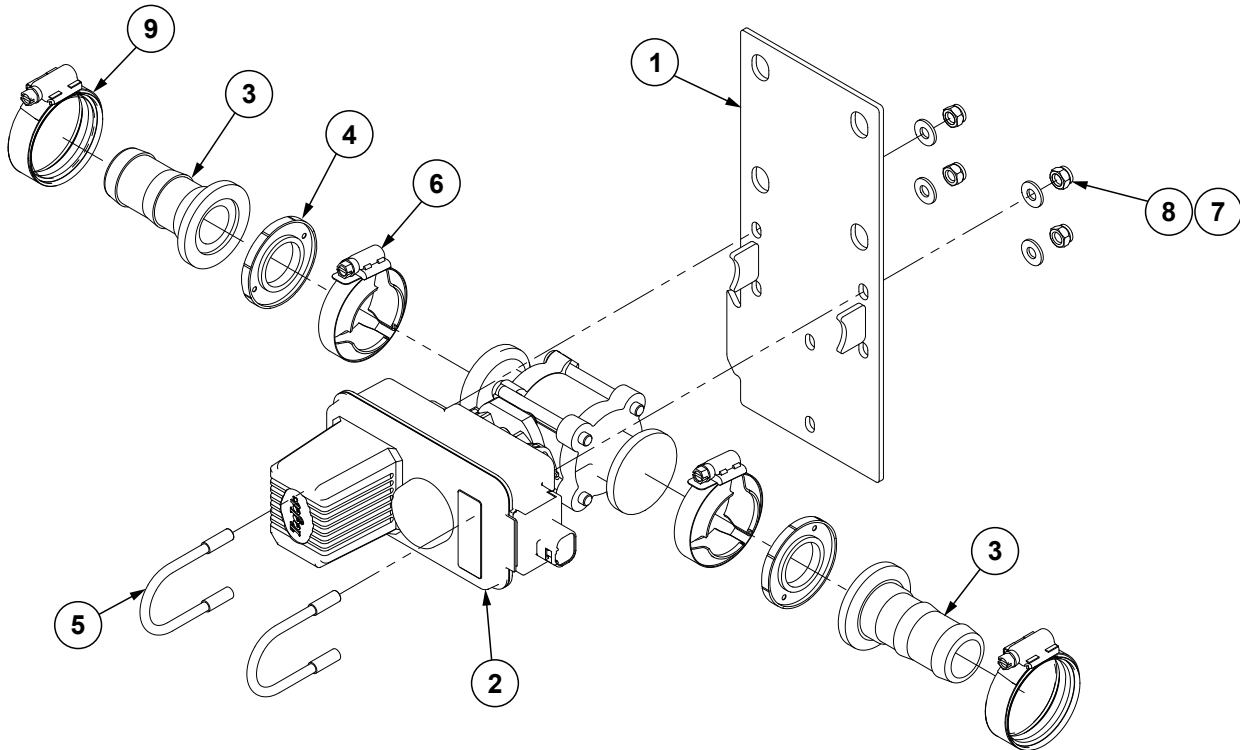
(Continued on following pages.)

ITEM	PART NO.	QTY.	DESCRIPTION
1	G10922001	1	Electric Ball Valve, 1"
2	---	1	See "L.H. / R.H. Electric Flow Control Ball Valve Assembly" on page P250
3	G10406801	6	Skirted Flange Gasket, 1"
4	G11467	6	Flange Clamp SS 50 Series
5	G10684401	2	1" Flanged Adapter x 1½", 90° Hose Barb
6	GD26672	1	U-Bolt, 2" Diameter, ¼"-20
7	G10829101	9	Heavy Duty Hose Clamp
8	GD13287	2	U-Bolt, 1½" x 2½" x ½"-13
9	G10111	8	Lock Nut, ½"-13
10	G11389	8	Flat Washer, ½" Plated SAE
11	G10110	36	Lock Nut, ¼"-20, Grade B
12	G11385	32	Flat Washer, ¼" SAE
13	---	1	See "Diaphragm Pump, AR120" on page P269
14	G10186004	1	Manifold Fan Control
15	G10556101	1	Hydraulic Motor
16	G10532101	5	Hex Socket Head Cap Screw, ¼"-28 x ¾" (Low Profile/Full Thread)
17	G10991401	1	Speed Sensor Assembly
18	G10944901	1	Manifold Mount Tab
19	G10913301	1	Pump Mount Bracket
20	G10947801	1	Pump Mount Bracket
21	G10879601	1	Pump Mount Bracket
22	G6400-08-06 GR1045	1 -	Connector W/O-Ring, ¾"-16 Male JIC To ⅝"-18 O-Ring O-Ring
23	G6500-08	1	Swivel Elbow, 90°, ¾"-16 Male JIC To Female
24	G6801-06 GR1045	1	Elbow W/O-Ring, 90°, ⅝"-18 Male JIC To O-Ring O-Ring
25	G10108	17	Lock Nut, ⅜"-16
26	G10001	9	Hex Head Cap Screw, ⅜"-16 x 1"
27	G11387	28	Flat Washer, ⅜" SAE
28	G10037	4	Hex Head Cap Screw, ½"-13 x 1¼"
29	G10162	4	Hex Head Cap Screw, ¼"-20 x 3¼"
30	G10064	1	Hex Head Cap Screw, ¼"-20 x 1"
31	---	1	See "Fertilizer Manifold" on page P252
32	---	1	See "Fertilizer Manifold" on page P252
33	---	1	See "Fertilizer Manifold" on page P252
34	---	1	See "Fertilizer Manifold" on page P252
35	---	1	See "Fertilizer Manifold" on page P252
36	---	1	See "Fertilizer Manifold" on page P252
37	---	1	See "Fertilizer Manifold" on page P252
38	---	1	See "Fertilizer Manifold" on page P252
39	G10887201	8	Manifold Mount Bracket
40	G10915201	4	Manifold Mount Bracket
41	---	1	See "Decals, Paint, and Miscellaneous" on page P285
42	G10960401	2	Hose Retainer Bracket
43	G10606801	12	U-Bolt, 1½" x ¼"-20
44	G10310	22	Carriage Bolt, ¼"-20 x ¾", Grade 2
45	G11320	20	Lock Nut, ¼"-20, Grade B
46	G10511601	1	U-Bolt, 1¾" x ¼"-20
47	---	1	See "Fertilizer Valve Assembly, 16 Row" on page P260
48	---	1	See "3-Way Electric Distributor Ball Valve Assembly, 16 Row" on page P258
49	G10780201	1	Flanged Barb, 1¼"
50	G10779901	2	1" Flange x 1¼" Barb, 90°

ITEM	PART NO.	QTY.	DESCRIPTION
51	G11458	2	Adapter 1" Flange x 1¼" Hose Barb
52	G10599	4	Carriage Bolt, ¾"-16 x 1¼"
53	G11391	2	Flat Washer, ¾" SAE
54	G10107	2	Lock Nut, ¾"-11
55	GD9662	1	U-Bolt, 4" x 6" x ⅝"-11
56	G10616714	1	Hose, 2" O.D. x 1½" I.D. x 480"
57	G10616610	1	Hose, 2.6" O.D. x 2" I.D. x 44"
58	G4200-35	1	Hose, 1¼" x 35'
59	G10922301	1	Hose Retainer Bracket
60	G10922501	1	Hose Retainer Bracket
61	G10922401	1	Hose Retainer Bracket
62	G10904601	1	Hose Retainer Bracket
63	G10913201	1	Hose Retainer Bracket
64	GD2558	1	Lynch Pin, ¼"
65	GA21456	1	Pressure Gauge
66	G1132469	1	Coupling, ½"-14 FNPT x ¼"-18 FNPT
67	G11242	3	Hex Socket Set Screw, ¼"-20 x ⅜"
68	D30421-10	1	Clear Blue Tube, ⅜" O.D. x 10' (Subs To GD30421-250)
69	GD29625	1	Connector, ¼" NPT x ⅜"
70	---	1	See "Orifice In-Line Housing Assembly" on page P256
71	GA25949	1	IPN Module Assembly
72	GD35868	1	Grommet
73	GD35872	1	Spacer
74	G10219	1	Washer, ⅝" USS
75	G10991	1	Hex Head Cap Screw, ⅝"-18 x ⅞"
76	GD35837	1	Sealed Plug, MX150, 2 x 3, Key A W/CPA
77	G10960801	1	See "Blue Drive Interconnect Schematic, 16 Row" on page P204
78	G10960701	1	See "Blue Drive Interconnect Schematic, 16 Row" on page P204
79	G10840304	15	See "Blue Drive Interconnect Schematic, 16 Row" on page P204
80	GA24869-28	1	See "Blue Drive Interconnect Schematic, 16 Row" on page P204
81	*A15096-16	1	Hose Assembly, ⅜" x 16" (06F - 06F90S)
82	*A18685-77	1	Hose Assembly, ½" x 77" (08F - 10F90S)
83	*A25699-65	1	Hose Assembly, ⅜" x 65" (08F-08F90S)
84	GD26672	1	U-Bolt, 2" Diameter, ¼"-20
85	G10991601	4	Hex Non-Serrated Flange Cap Screw, ⅜"-16 X 1.25" Grade 5
86	GA20413	1	Orifice, .037" (Package of 16)
87	---	---	---
88	G10992501	2	Radar Clamp Ring
89	G11001501	8	Phillips Round Head Tapping Screw, 10-16 x ⅜"
90	G11008201	2	O-Ring, No. 110
91	G11005801	2	Fertilizer Radar
92	G11081501	10	Radar Gasket
93	G10840305	1	See "Blue Drive Interconnect Schematic, 16 Row" on page P204
94	G11059601	1	See "Decals, Paint, and Miscellaneous" on page P285
95	G11059701	1	Decal Bracket
96	G11080701	4	Strap Holder

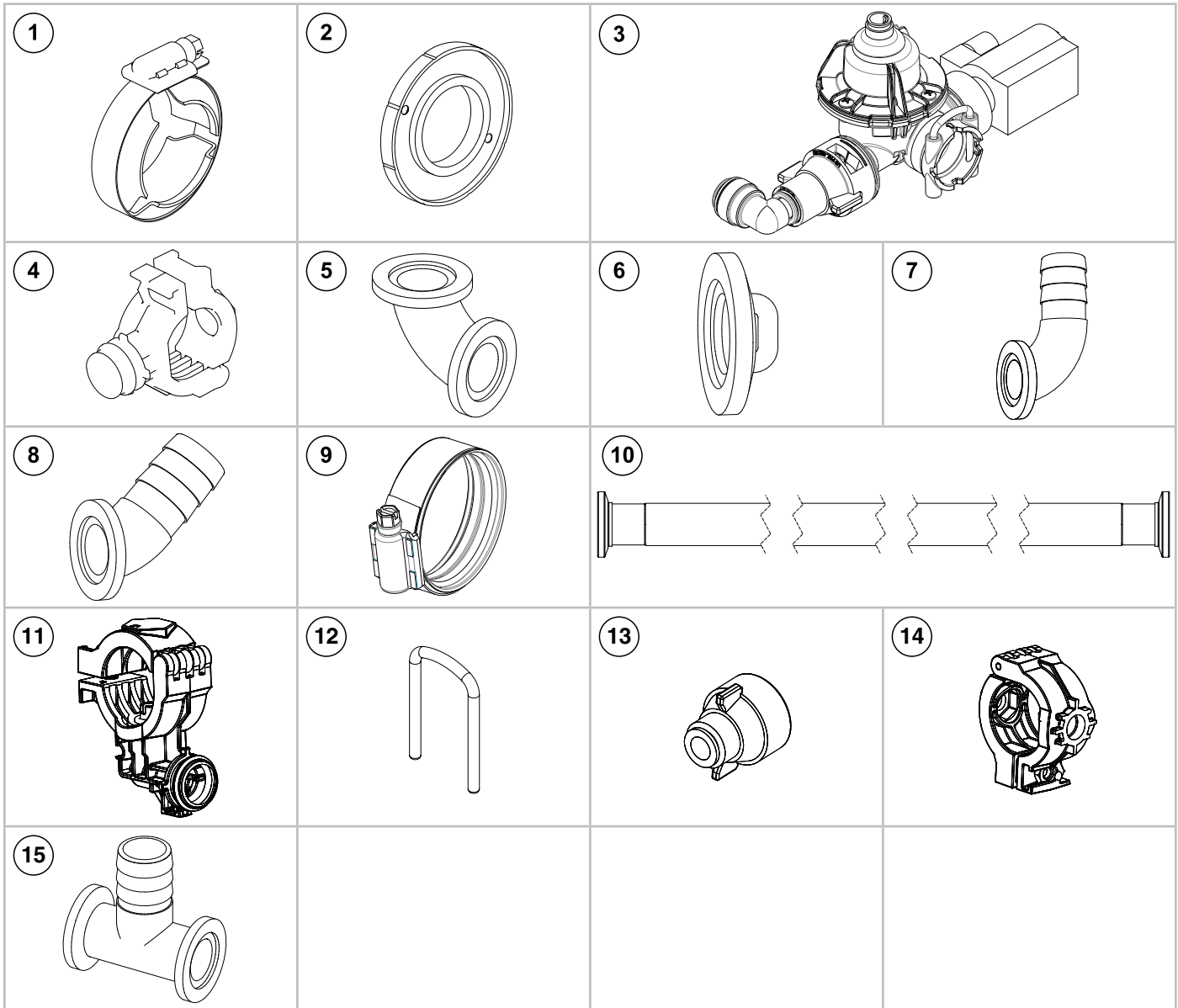
*Hydraulic hose is not stocked by Kinze Repair Parts.

(108941)



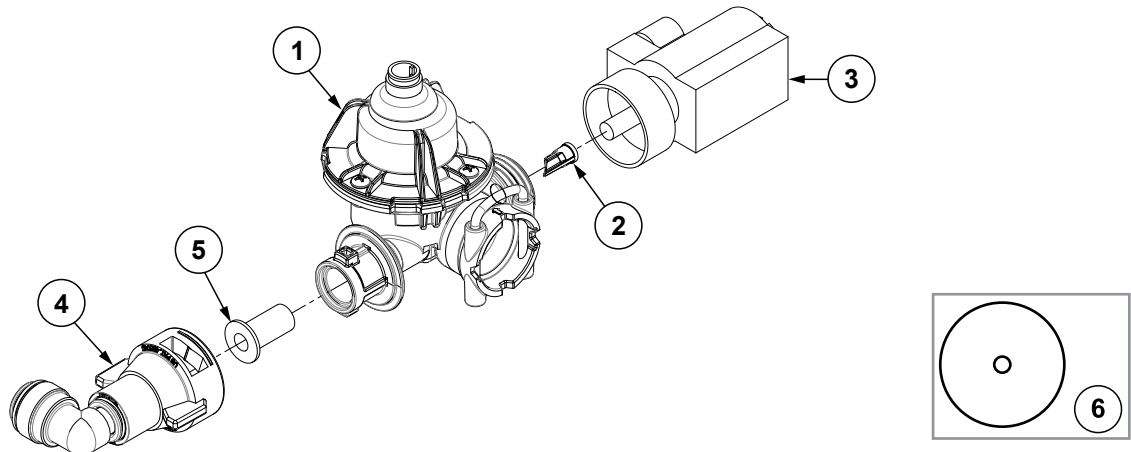
ITEM	PART NO.	QTY.	DESCRIPTION
1	G10910801	1	Valve Mount Bracket
2	G10922001	1	Electric Ball Valve, 1"
3	G11458	2	Adapter 1" Flange x 1 1/4" Hose Barb
4	G10406801	2	Skirted Flange Gasket, 1"
5	GD26572	2	U-Bolt, 1 3/8" x 1/4"-20
6	G11467	2	SS 50 Series Flange Clamp
7	G11385	4	Flat Washer, 1/4" SAE
8	G10110	4	Lock Nut, 1/4"-20, Grade B
9	G10829101	2	Heavy Duty Hose Clamp

This page left blank intentionally.



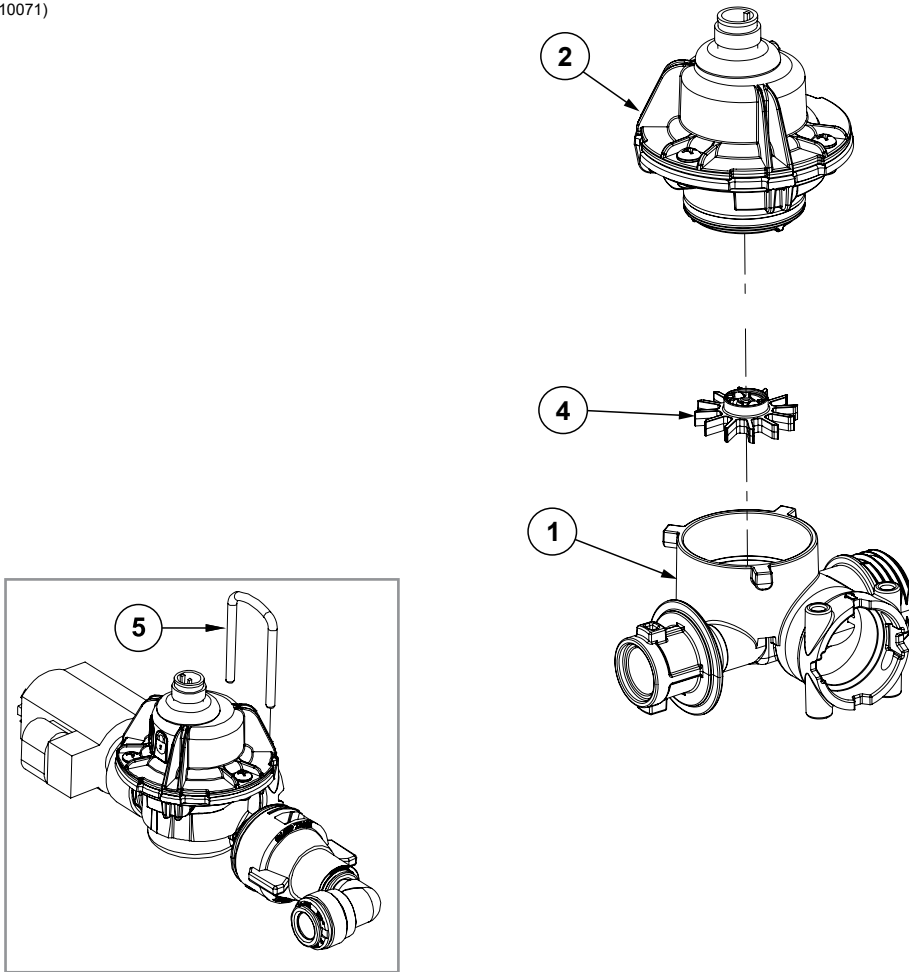
ITEM	PART NO.	QTY.	DESCRIPTION
1	G11467	-	Flange Clamp SS 50 Series
2	G10406801	-	Skirted Flange Gasket, 1"
3	---		See "Manifold Row Flow Assembly" on page P254
4	G10773801	-	Fertilizer Manifold Clamp, Straight Nozzle
5	G10779701	-	90° Flanged Fitting, 1"
6	G10780101	-	Flanged Plug, 1"
7	G10779901	-	1" Flange x 1¼" Barb, 90°
8	G10797801	-	45° Flanged Barb Fitting, 1¼"
9	G10829101	-	Heavy Duty Hose Clamp
10	G10879101	-	Fertilizer Manifold, 38.980" (12 Row Pull Row)
	G10879501	-	Fertilizer Manifold, 42.980" (12 Row Pull Row)
	G10903001	-	Fertilizer Manifold, 14.980" (Two Holes; One on Side, One on Top) (12 Row/16 Row)
	G10903002	-	Fertilizer Manifold, 14.980" (Two Holes; One on Side, One on Bottom) (12 Row/16 Row)
	G10884701	-	Fertilizer Manifold, 14.980" (16 Row Pull Row)
	G10894601	-	Fertilizer Manifold, 38.980" (16 Row Pull Row)
	G10894501	-	Fertilizer Manifold, 68.980" (16 Row Pull Row)
	G10883601	-	Fertilizer Manifold, 38.980" (16 Row Push Row)
	G10884601	-	Fertilizer Manifold, 30.980" (12 Row Push Row)
11	G10770401	-	Fertilizer Manifold Clamp, 90° Nozzle
12	G10833001	-	Wire Retention Clip
13	GD21158	-	Cap and O-Ring
14	G10608701	-	Blank Nozzle Body
15	G10780201	-	Flanged Barb, 1¼"

(107733)



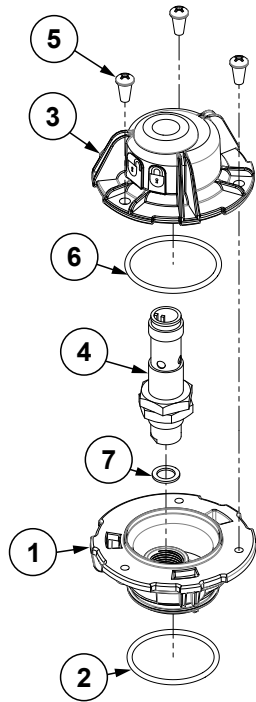
ITEM	PART NO.	QTY.	DESCRIPTION
1	---	1	See "Fertilizer Flow Meter Assembly" on page P255
2	G10773101	1	Flow Meter Orifice, 0.082"
3	GA20732	1	Fertilizer Shut Off
4	G10522501	1	Fertilizer Manifold Cap, 90°
5	G10943101	-	Strainer Nozzle, 100 Mesh
	G10943201	-	Strainer Nozzle, 200 Mesh
	GD27290	-	Strainer Nozzle, 50 Mesh
6	G10804001	1	0.015 Orifice (24/Pkg)
	GA17118	-	0.020 Orifice (24/Pkg)
	GA17119	-	0.025 Orifice (24/Pkg)
	GA19161	-	0.032 Orifice (24/Pkg)
	GA19162	-	0.037 Orifice (24/Pkg)
	GA20412	-	0.037 Orifice (12/Pkg)
	GA19163	-	0.041 Orifice (24/Pkg)
	GA19164	-	0.048 Orifice (24/Pkg)
	GA19165	-	0.055 Orifice (24/Pkg)
	GA19166	-	0.065 Orifice (24/Pkg)
	G10804002	-	0.072 Orifice (24/Pkg)
	G10804003	-	0.078 Orifice (24/Pkg)
	G10804004	-	0.086 Orifice (24/Pkg)
	G10804005	-	0.103 Orifice (24/Pkg)

(110071)



ITEM	PART NO.	QTY.	DESCRIPTION
1	G10772302	1	Manifold Fertilizer Flow Meter
2	---	1	See "Fertilizer Flow Meter Cover" on page P256
3	---	---	---
4	G10773002		Fertilizer Flow Meter Paddle Assembly, 12F
5	G10833001	1	Wire Retention Clip

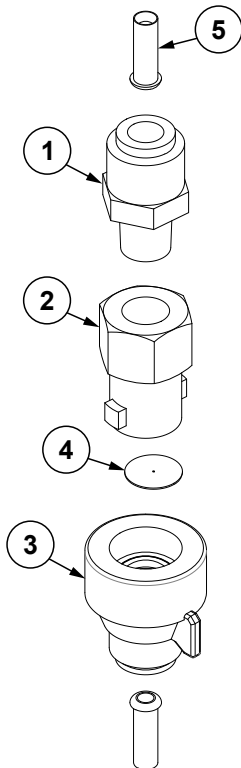
(107726)



ITEM	PART NO.	QTY.	DESCRIPTION
1	G10832301	1	Fertilizer Flow Meter Cover
2	G10772501	1	O-Ring, No. 24
3	G10832401	1	Dust Cap Assembly
4	G10832701	1	Proximity Sensor
5	G10963001	3	Phillips Pan Head Tapping Screw, 6-19 x 5/16"
6	G10833101	1	O-Ring, No. 25
7	G10840901	1	Plastic Shim, 3/8" x 1/4" x .03"
A	G10772601	-	Fertilizer Flow Meter Cover Assembly, Items 1-7

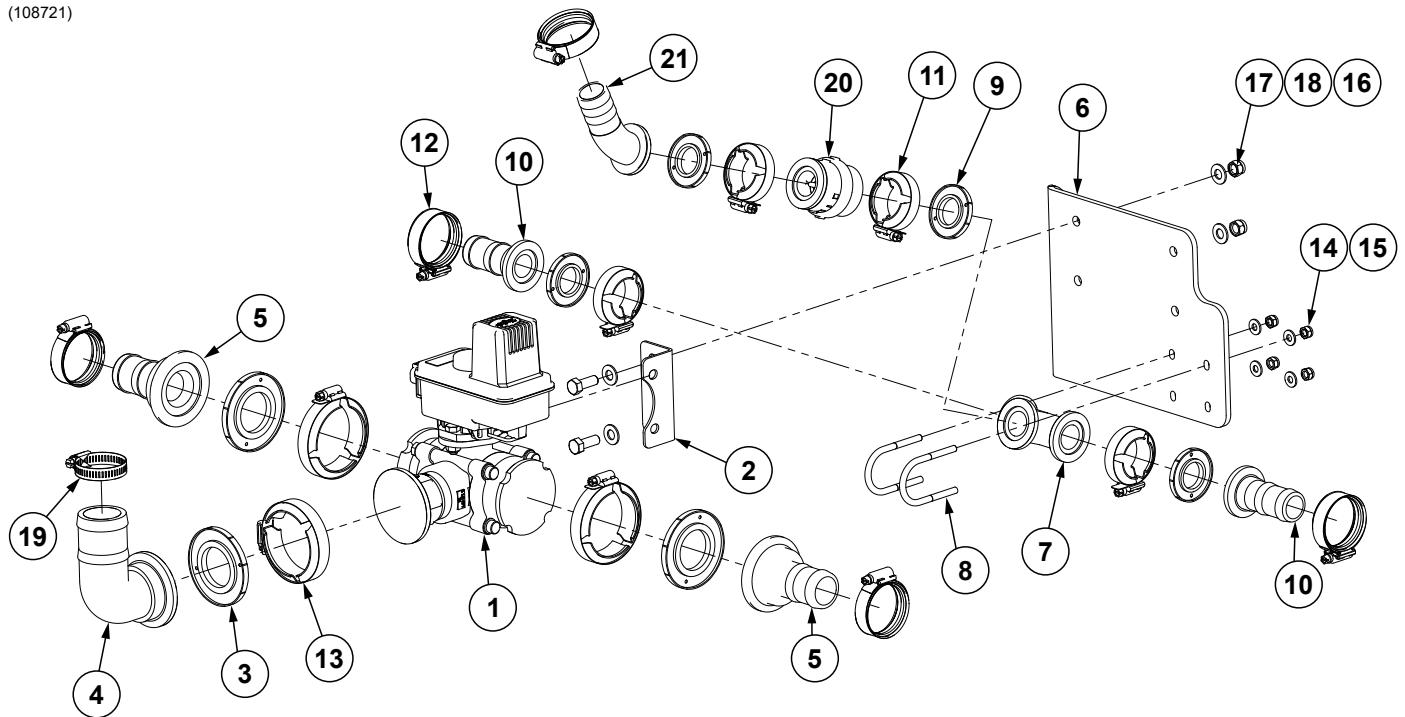
Orifice In-Line Housing Assembly

(107719)



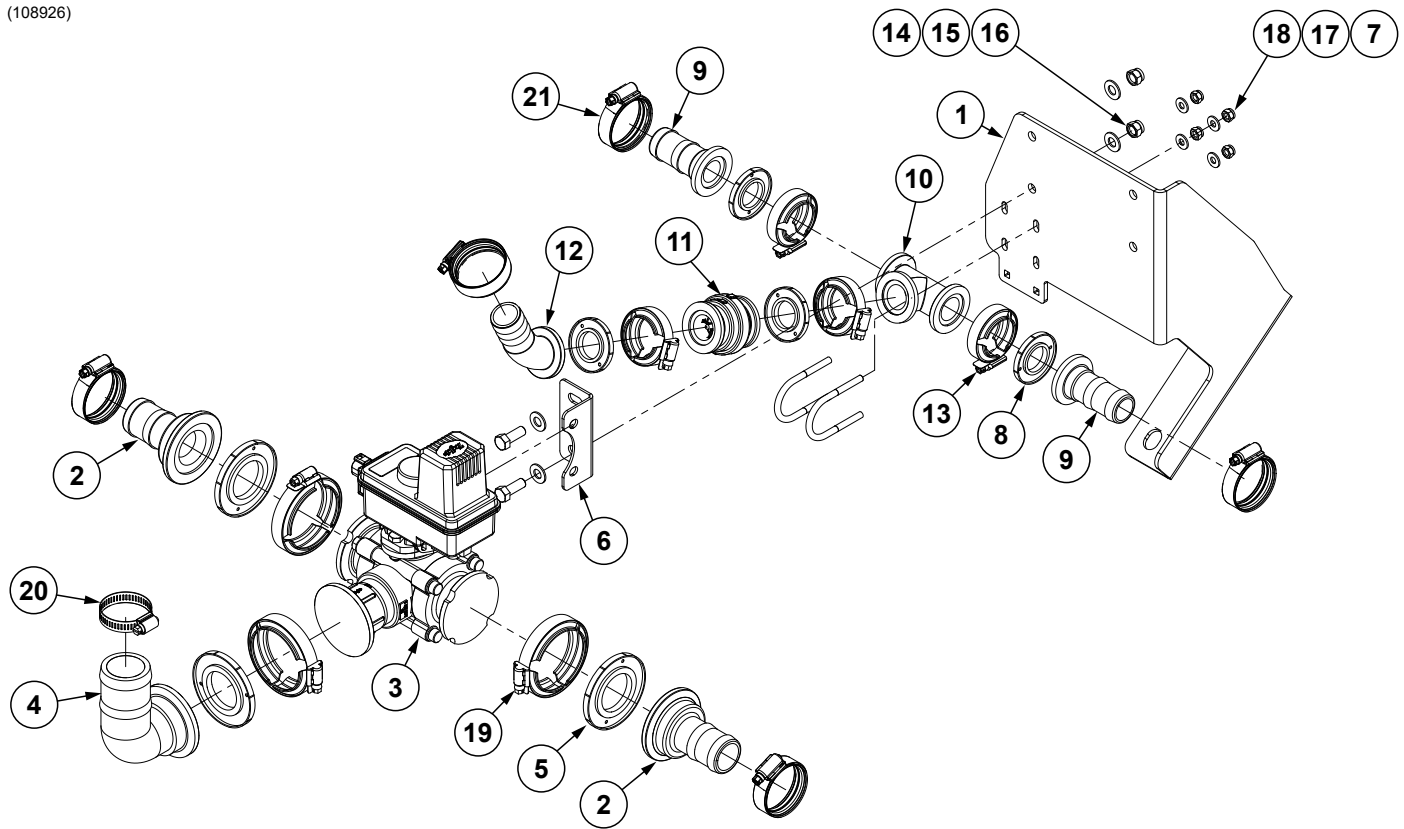
ITEM	PART NO.	QTY.	DESCRIPTION
1	GD29625	1	Connector, 1/4" NPT x 3/8"
2	G10771701	1	Orifice Cushion Adapter
3	GD21158	1	Cap
4	G4916-20	1	0.020 Orifice
5	GD29709	2	Support Tube

(108721)



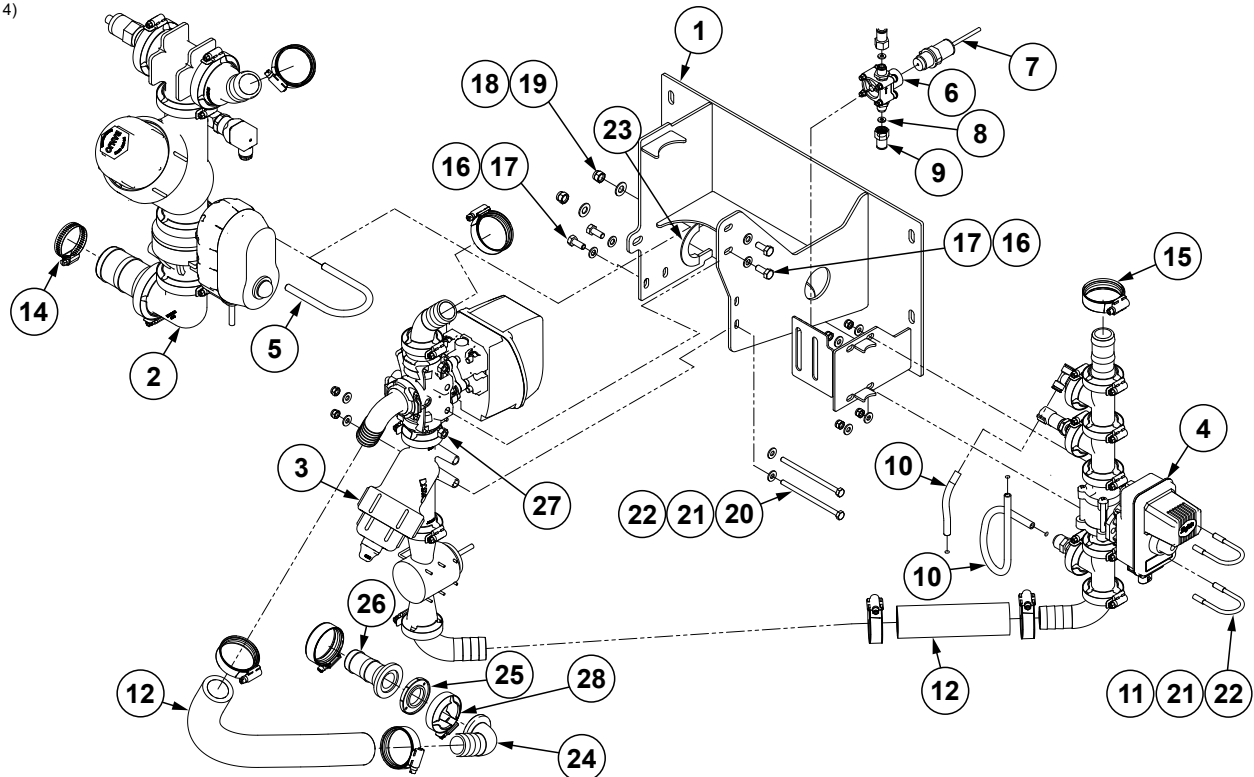
ITEM	PART NO.	QTY.	DESCRIPTION
1	G10958401	1	3-Way Electric Ball Valve, 12V
2	G10981501	1	Auxiliary Valve Mount
3	G10406701	3	2" Skirted Flange Gasket
4	11457	1	Elbow, 2" Flange x 2" Hose Barb, 90°
5	G10464101	2	Adapter, 2" Flange x 1½" Hose Barb
6	G10917001	1	Valve Mount
7	G10779801	1	1" Flanged Tee
8	GD26274	2	U-Bolt, 1½" x ¼"-20
9	G10406801	4	Skirted Flange Gasket, 1"
10	G11458	2	Adapter 1" Flange x 1¼" Hose Barb
11	G11467	4	SS 50 Series Flange Clamp
12	G10829101	5	Heavy Duty Hose Clamp
13	G11468	3	Flange Clamp SS 75 Series
14	G10110	4	Lock Nut, ¼"-20, Grade B
15	G11385	4	Flat Washer, ¼" SAE
16	G10001	2	Hex Head Cap Screw, ⅜"-16 x 1"
17	G10108	2	Lock Nut, ⅜"-16
18	G11387	4	Flat Washer, ⅜" SAE
19	G10676	1	Hose Clamp, No. 36, Stainless Steel
20	G10466101	1	1" Manifold Flanged Check Valve
21	G10797801	1	1¼" Hose Barb, 45°

(108926)



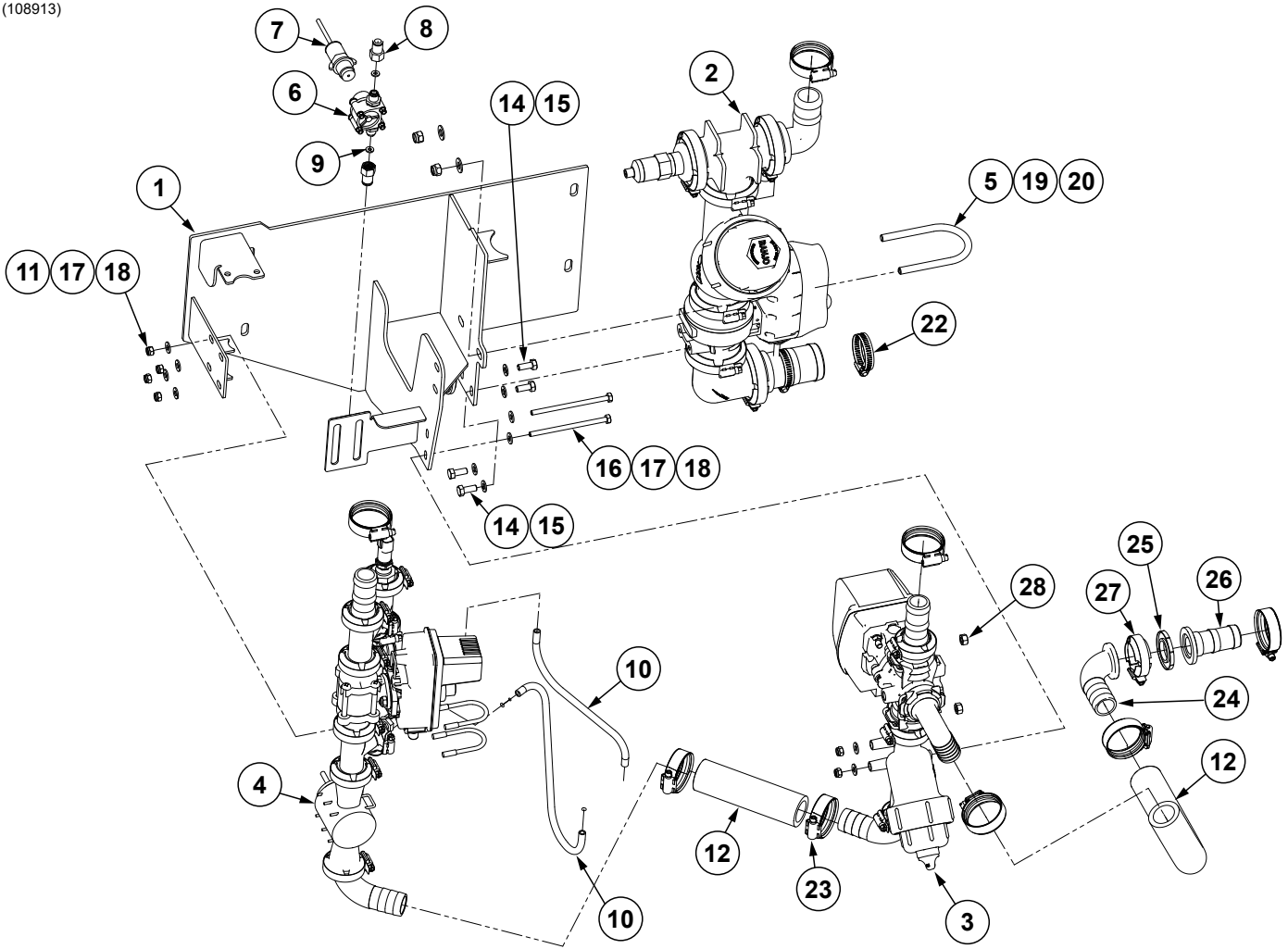
ITEM	PART NO.	QTY.	DESCRIPTION
1	G10892501	1	Fertilizer Double Tee Mount
2	G10464101	2	Adapter, 2" Flange x 1½" Hose Barb
3	G10958401	1	3-Way Electric Ball Valve, 12V
4	11457	1	Elbow, 2" Flange x 2" Hose Barb, 90°
5	G10406701	3	2" Skirted Flange Gasket
6	G10981501	1	Auxiliary Valve Mount
7	GD26274	2	U-Bolt, 1½" x ¼"-20
8	G10406801	4	Skirted Flange Gasket, 1"
9	G11458	2	Adapter 1" Flange x 1¼" Hose Barb
10	G10779801	1	1" Flanged Tee
11	G10466101	1	1" Manifold Flanged Check Valve
12	G10797801	1	1¼" Hose Barb, 45°
13	G11467	4	SS 50 Series Flange Clamp
14	G10001	2	Hex Head Cap Screw, ⅜"-16 x 1"
15	G11387	4	Flat Washer, ⅜" SAE
16	G10108	2	Lock Nut, ⅜"-16
17	G11385	4	Flat Washer, ¼" SAE
18	G10110	4	Lock Nut, ¼"-20, Grade B
19	G11468	3	Flange Clamp SS 75 Series
20	G10676	1	Hose Clamp, No. 36, Stainless Steel
21	G10829101	5	Heavy Duty Hose Clamp

(108614)



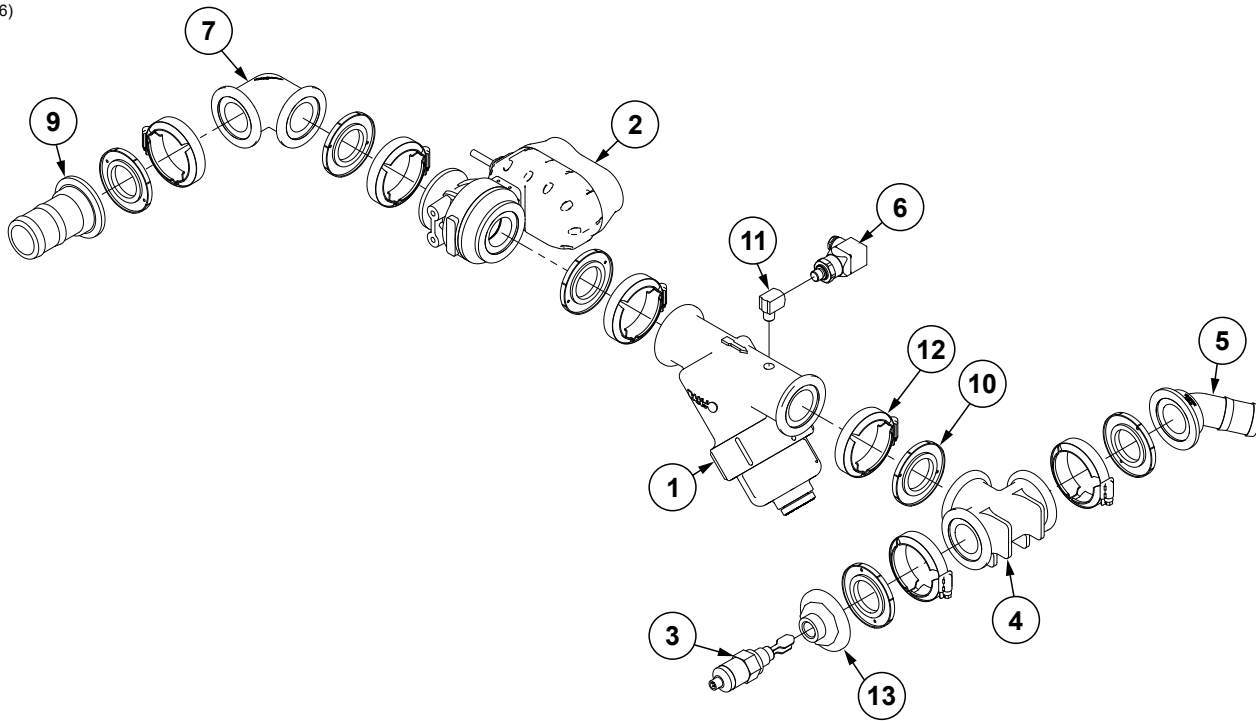
ITEM	PART NO.	QTY.	DESCRIPTION
1	G10860601	1	Valve Mount
2	---	1	See "Electric Fertilizer Valve Assembly, 12 Row" on page P262
3	---	1	See "Fertilizer Pressure Assembly, 12 Row" on page P264
4	---	1	See "Fertilizer Flow Control Assembly, 12 Row" on page P266
5	G10510201	1	U-Bolt, 2½" x 4⅝"
6	G10629801	1	Mini Flow Meter
7	G10629701	1	Mini Flow Meter Sensor
8	G10636801	2	Rubber Sealing Washer, .438" Diameter
9	G10629901	2	Push to Connect Adapter, ¼" to ⅜"
10	G10609009	1	Urethane Tubing, ⅜" O.D. x 25" (Black)
11	GD26572	2	U-Bolt, 1⅜" x ¼"-20
12	G4200-17	1	Hose, 1¼" x 27"
14	G10676	1	Hose Clamp, No. 36, Stainless Steel
15	G10829101	8	Heavy Duty Hose Clamp
16	G12081	4	Flat Washer, M8
17	G12003-20	4	Hex Head Cap Screw, M8-1.20
18	G11387	2	Flat Washer, ⅜" SAE
19	G10108	2	Lock Nut, ⅜"-16
20	G11203	2	Hex Head Cap Screw, ¼"-20 x 4½"
21	G11385	8	Flat Washer, ¼" SAE
22	G10110	6	Lock Nut, ¼"-20, Grade B
23	GD35413-3	2	Edge Trim Protection, ¼" x ½" x 3"
24	G10779901	1	1" Flange x 1¼" Barb, 90°
25	G10406801	1	1" Skirted Flange Gasket
26	G11458	1	Adapter 1" Flange x 1¼" Hose Barb
27	G12083	2	Hex Nut, M8-1,25
28	G11467	1	SS 50 Series Flange Clamp

(108913)



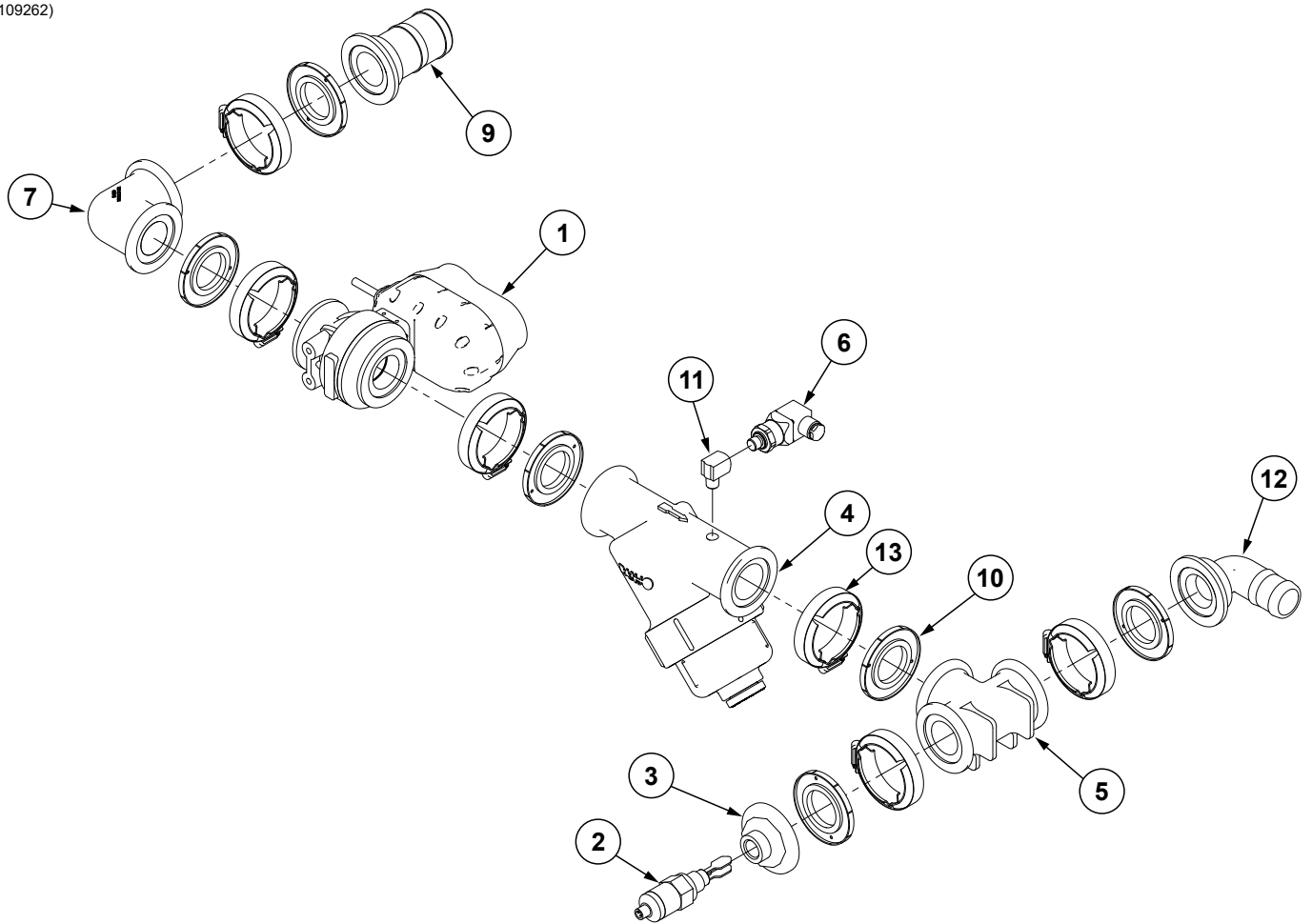
ITEM	PART NO.	QTY.	DESCRIPTION
1	G10891401	1	Valve Mount
2	---	1	See "Electric Fertilizer Valve Assembly, 16 Row" on page P263
3	---	1	See "Fertilizer Pressure Assembly, 16 Row" on page P265
4	---	1	See "Fertilizer Flow Control Assembly, 16 Row" on page P267
5	G10510201	1	U-Bolt, 2½" x 4⅝"
6	G10629801	1	Mini Flow Meter
7	G10629701	1	Mini Flow Meter Sensor
8	G10629901	2	Push to Connect Adapter, ¼" to ⅜"
9	G10636801	2	Rubber Sealing Washer, .438" Diameter
10	G10609009	2	Urethane Tubing, ⅜" O.D. x 25" (Black)
11	GD26572	2	U-Bolt, 1⅜" x ¼"-20
12	G4200-30	1	Hose, 1¼" x 23"
14	G12003-20	4	Hex Head Cap Screw, M8-1.20
15	G12081	4	Flat Washer, M8
16	G11203	2	Hex Head Cap Screw, ¼"-20 x 4½"
17	G11385	8	Flat Washer, ¼" SAE
18	G10110	6	Lock Nut, ¼"-20, Grade B
19	G11387	2	Flat Washer, ⅜" SAE
20	G10108	2	Lock Nut, ⅜"-16
21	GD35413-3	1	Edge Trim Protection, ¼" x ½" x 3"
22	G10676	1	Hose Clamp, No. 36, Stainless Steel
23	G10829101	8	Heavy Duty Hose Clamp
24	G10779901	1	1" Flange x 1¼" Barb, 90°
25	G10406801	1	1" Skirted Flange Gasket
26	G11458	1	Adapter 1" Flange x 1¼" Hose Barb
27	G11467	1	SS 50 Series Flange Clamp
28	G12083	2	Hex Nut, M8-1,25

(108616)

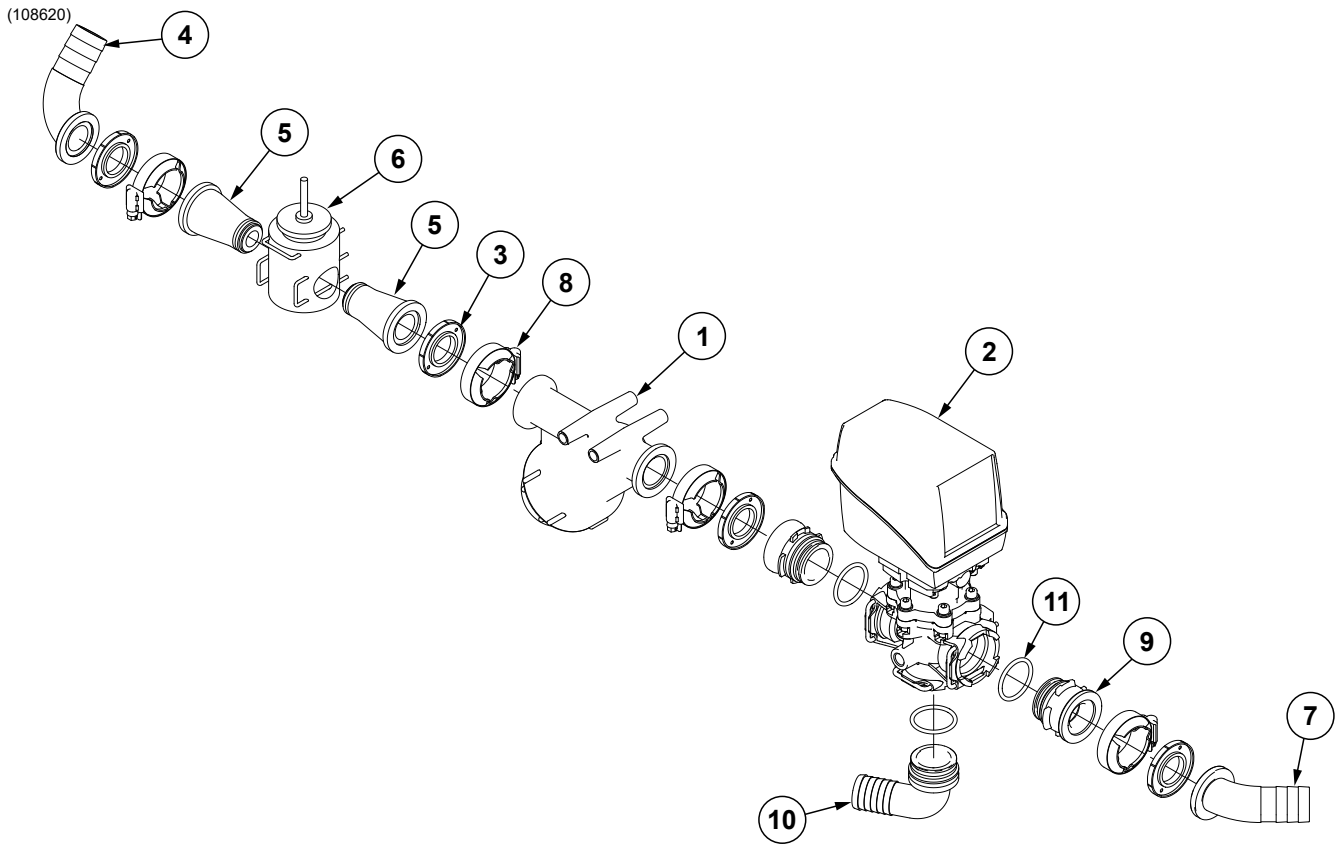


ITEM	PART NO.	QTY.	DESCRIPTION
1	G10631901	1	2" Manifold Y Strainer W/1/4" NPT Port
2	G10406601	1	Electric Ball Valve Assembly
3	GA18720	1	Liquid Level Sensor
4	G11508	1	Tee, 2" Port Flange
5	G10779301	1	Elbow, 2" Flange x 1 1/2" Hose Barb, 45°
6	G11050701	1	Hydraulic Pressure Transmitter Sensor
7	G10729601	1	2" x 2", 90° Full Port Flange
8	---	---	---
9	G11497	1	Adapter, 2" Flange x 2" Hose Barb
10	G10406701	6	2" Skirted Flange Gasket
11	11626	1	90° Elbow, 1/4" NPT Brass
12	G11468	6	Flange Clamp SS 75 Series
13	10425201	1	2" Plug W/1/2" FNPT Port

(109262)

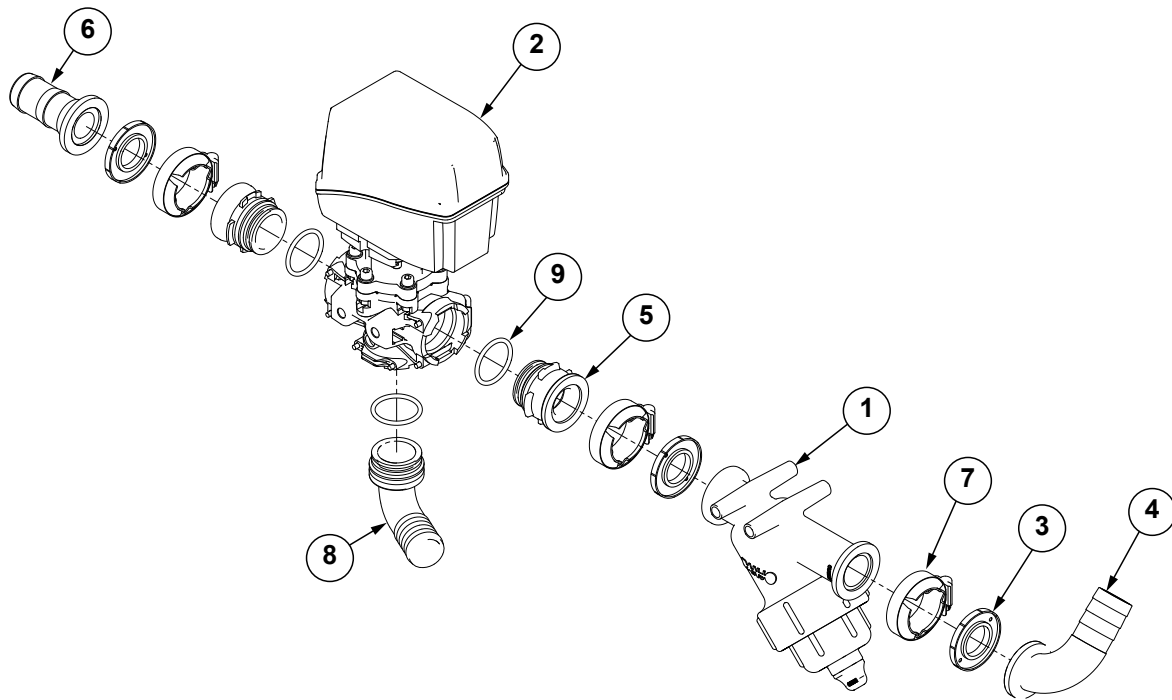


ITEM	PART NO.	QTY.	DESCRIPTION
1	G10406601	1	Electric Ball Valve Assembly
2	GA18720	1	Liquid Level Sensor
3	10425201	1	2" Plug W/1/2" FNPT Port
4	G10631901	1	2" Manifold Y Strainer W/1/4" NPT Port
5	G11508	1	Tee, 2" Port Flange
6	G11050701	1	Hydraulic Pressure Transmitter Sensor
7	G10729601	1	2" x 2", 90° Full Port Flange
8	---	---	---
9	G11497	1	Adapter, 2" Flange x 2" Hose Barb
10	G10406701	6	2" Skirted Flange Gasket
11	11626	1	90° Elbow, 1/4" NPT Brass
12	G10437901	1	90° Elbow, 2" Flange x 1 1/2" Barb
13	G11468	6	Flange Clamp SS 75 Series

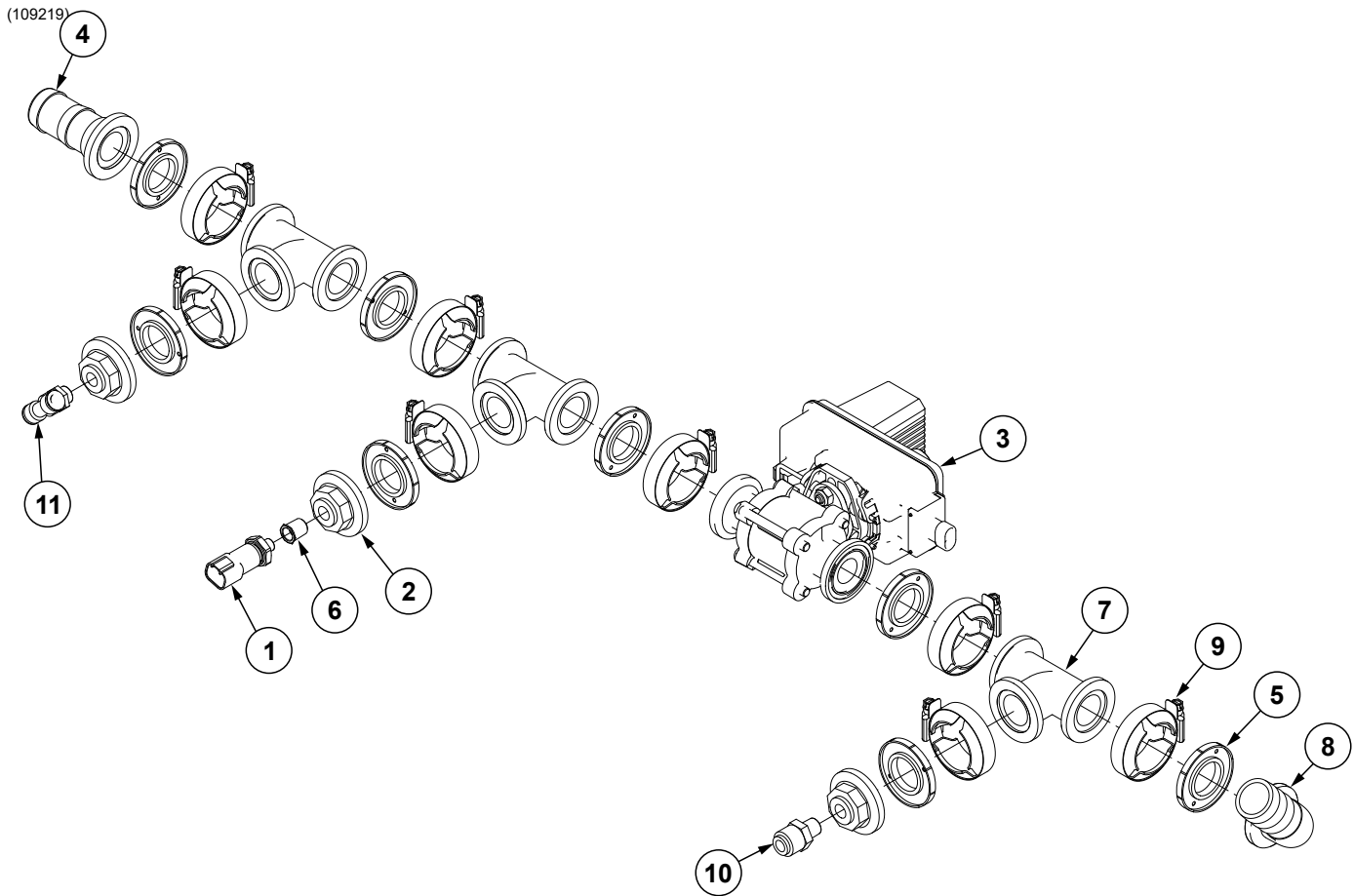


ITEM	PART NO.	QTY.	DESCRIPTION
1	G10398701	1	1" Manifold Y Strainer W/80 Mesh Screen
2	G10398801	1	T5 Pressure Regulator
3	G10406801	4	Skirted Flange Gasket, 1"
4	G10779901	1	1" Flange x 1¼" Barb, 90°
5	GD26304	2	Flow Meter Flanged Adapter
6	GA14813	1	Flow Meter
7	G10797801	1	45° Flanged Barb Fitting, 1¼"
8	G11467	4	SS 50 Series Flange Clamp
9	10401901	2	T5 Male Hose Fitting W/Clamp Coupling
10	G10434501	1	90° Elbow W/Fork Coupling, 1¼"
11	G10922601	3	T5 O-Ring

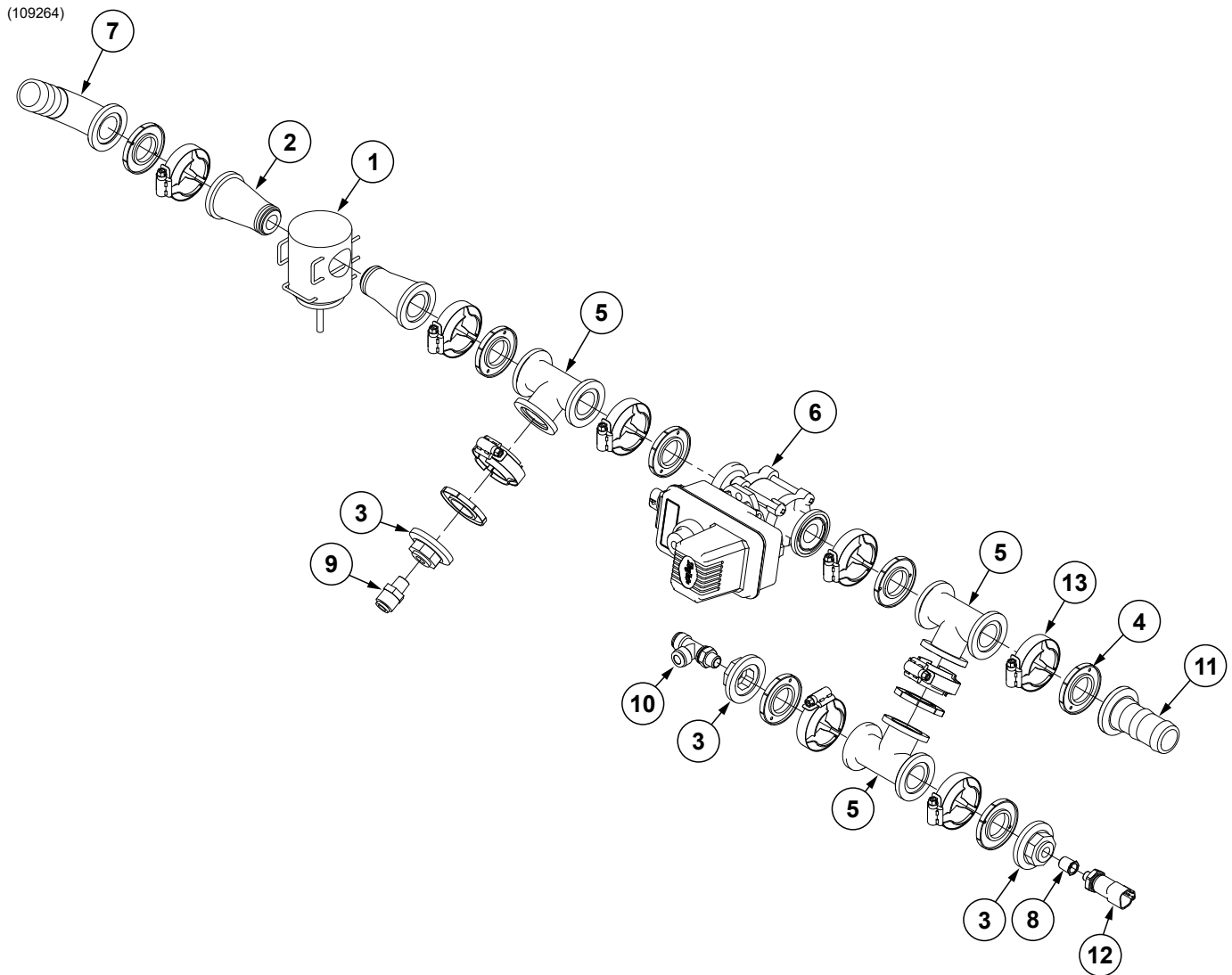
(109263)



ITEM	PART NO.	QTY.	DESCRIPTION
1	G10398701	1	1" Manifold Y Strainer W/80 Mesh Screen
2	G10398801	1	T5 Pressure Regulator
3	G10406801	3	Skirted Flange Gasket, 1"
4	G10779901	1	1" Flange x 1¼" Barb, 90°
5	10401901	2	T5 Male Hose Fitting W/Clamp Coupling
6	G11458	1	Adapter 1" Flange x 1¼" Hose Barb
7	G11467	3	SS 50 Series Flange Clamp
8	G10434501	1	90° Elbow W/Fork Coupling, 1¼"
9	G10922601	3	T5 O-Ring



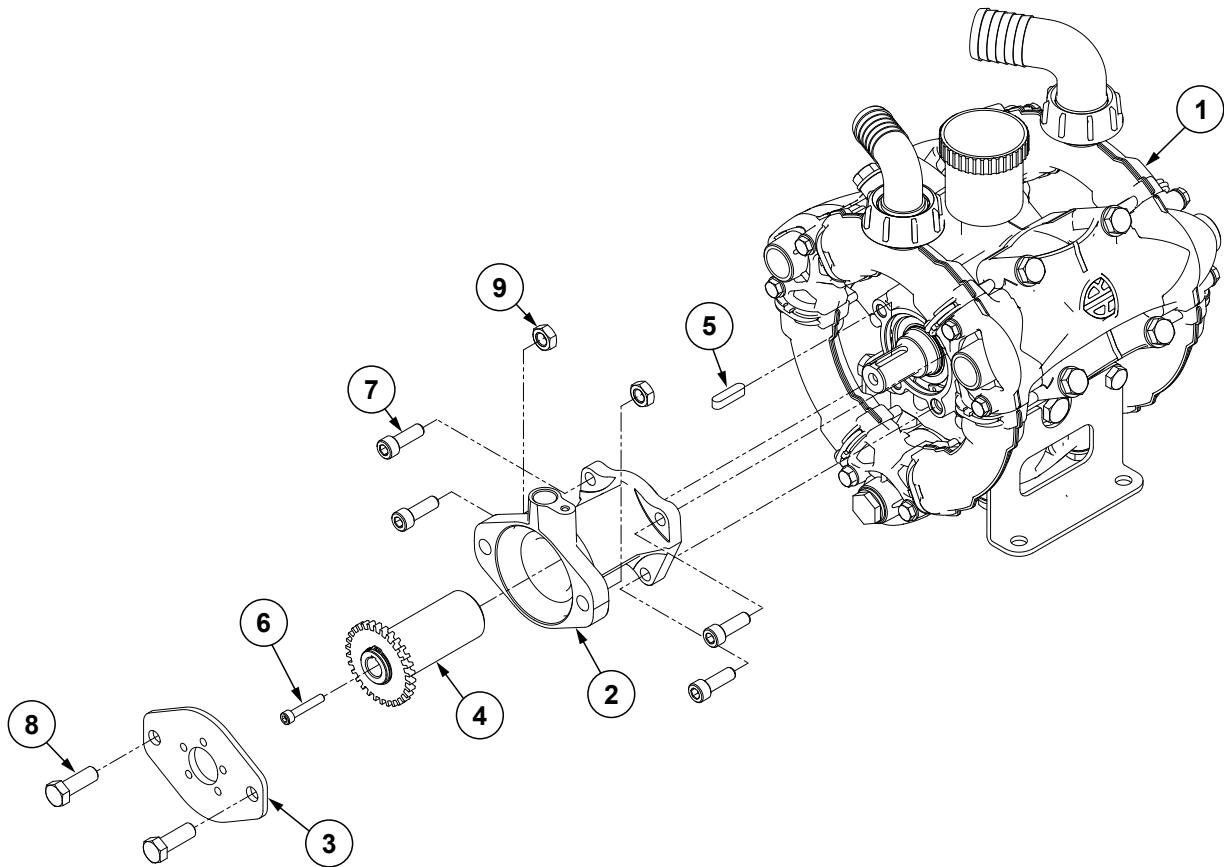
ITEM	PART NO.	QTY.	DESCRIPTION
1	GA14804	1	Pressure Sensor (0-120 PSI)
2	G10618301	3	1" Flanged Plug W/1/4" FNPT Port
3	G10632101	1	1" Electric Ball Valve W/Harness
4	G11458	1	Adapter 1" Flange x 1/4" Hose Barb
5	G10406801	8	Skirted Flange Gasket, 1"
6	G10506401	1	Reducer, 1/4"-18 x 1/8"-27 NPT
7	G10779801	3	1" Flanged Tee
8	G10779901	1	1" Flange x 1/4" Barb, 90°
9	G11467	8	SS 50 Series Flange Clamp
10	GD29625	1	Connector, 1/4" NPT x 3/8"
11	G10657901	1	Adapter Tee, 3/8" PTC x 1/4" NPT



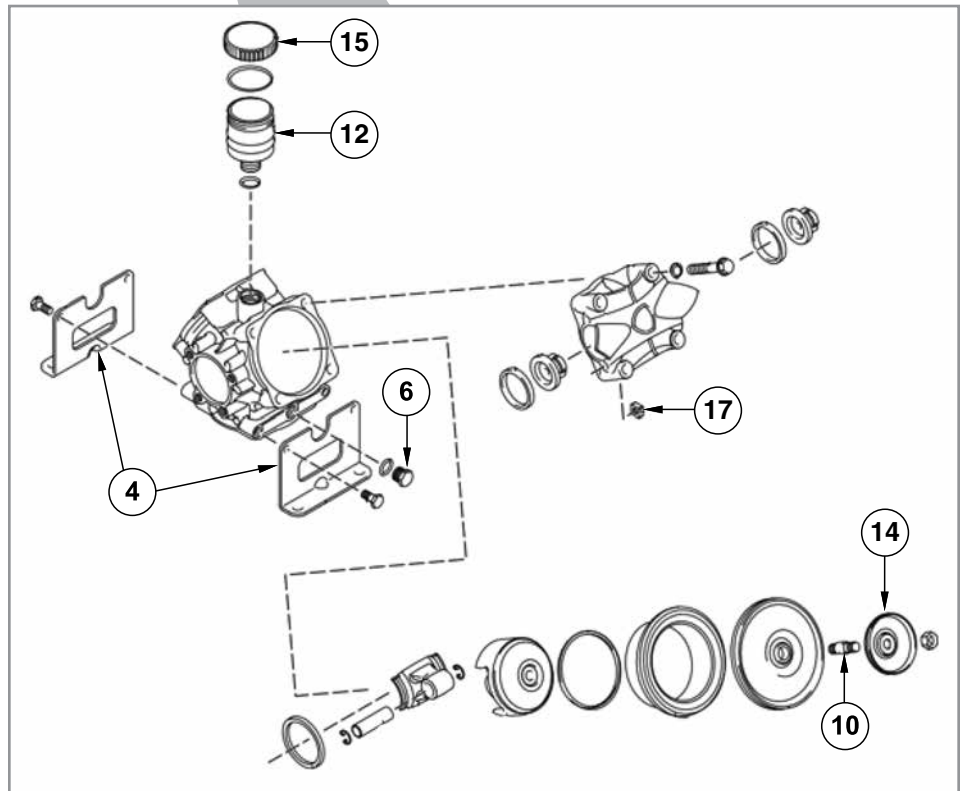
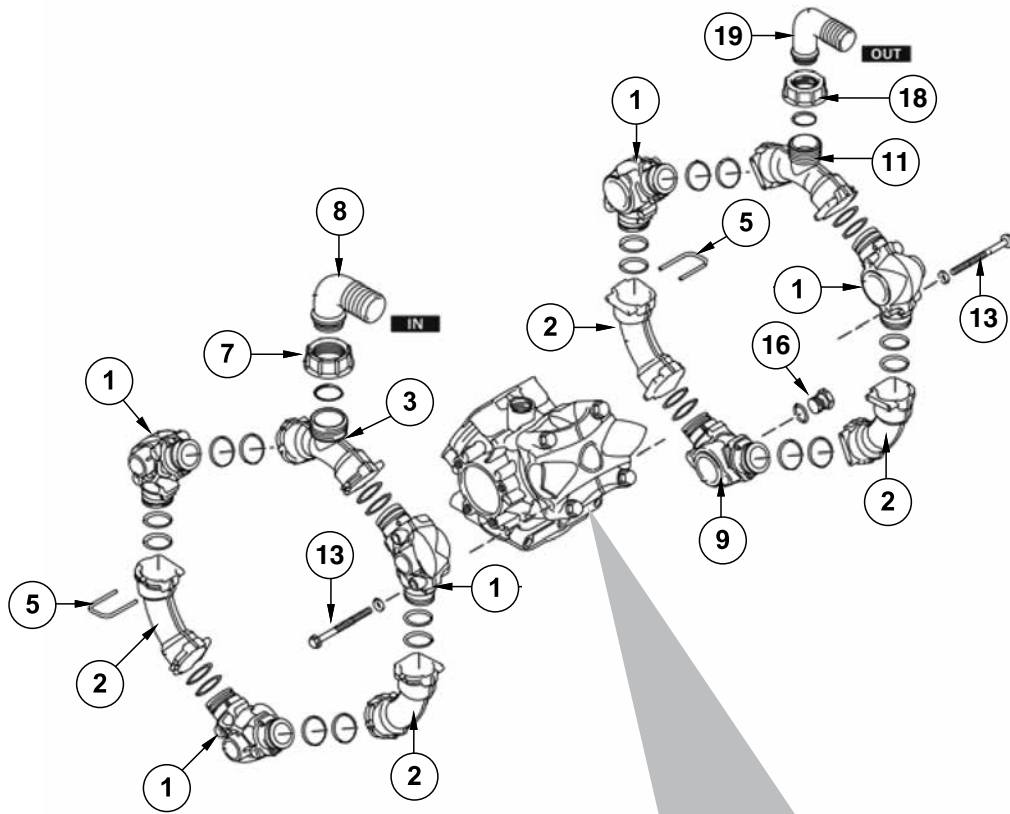
ITEM	PART NO.	QTY.	DESCRIPTION
1	GA14813	1	Flow Meter
2	GD26304	2	Flow Meter Flanged Adapter
3	G10618301	3	1" Flanged Plug W/1/4" FNPT Port
4	G10406801	9	Skirted Flange Gasket, 1"
5	G10779801	3	1" Flanged Tee
6	G10632101	1	1" Electric Ball Valve W/Harness
7	G10779901	1	1" Flange x 1 1/4" Barb, 90°
8	G10506401	1	Reducer, 1/4"-18 x 1/8"-27 NPT
9	GD29625	1	Connector, 1/4" NPT x 3/8"
10	G10904701	1	Adapter Tee, 3/8" PTC x 1/4" NPT
11	G11458	1	Adapter 1" Flange x 1 1/4" Hose Barb
12	GA14804	1	Pressure Sensor (0-120 PSI)
13	G11467	9	SS 50 Series Flange Clamp

This page left blank intentionally.

(108277)

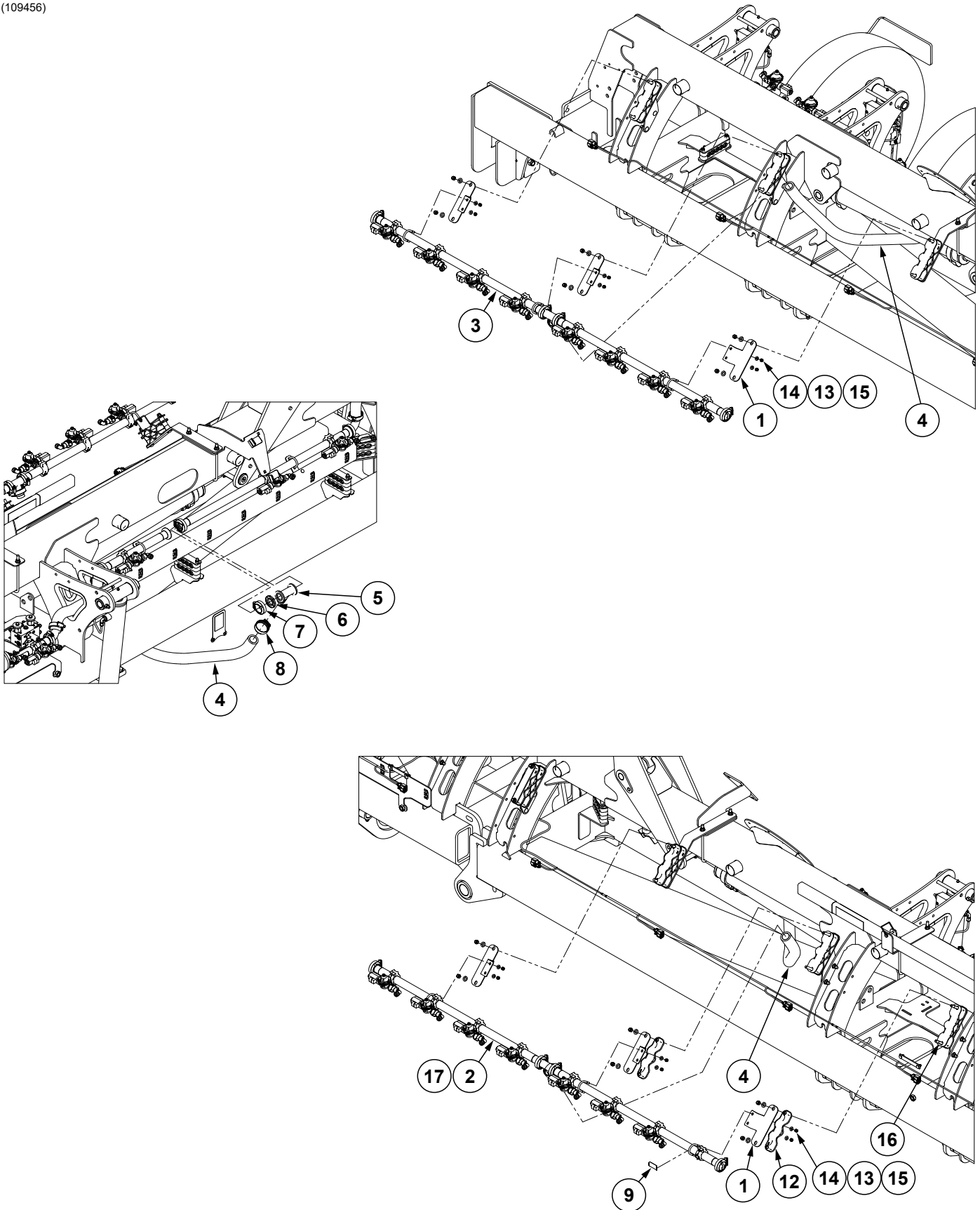


ITEM	PART NO.	QTY.	DESCRIPTION
1	---	1	See "Diaphragm Pump Assembly, AR120" on page P270
2	G10611001	1	Flange Hydraulic Motor
3	G10814401	1	Flange Hydraulic Motor Mount
4	G10556201 G10590501	1 -	Coupler W/Hall Effect Wheel External Snap Ring
5	G10514101	1	Key
6	G12222-35	1	Hex Socket Head Cap Screw, M6-1.0 x 35MM
7	G10631801	4	Hex Socket Head Cap Screw, M10-1.5 x 30MM
8	G12002-35	2	Hex Head Cap Screw, M12-1.75 x 35
9	G12068	2	Hex Nylon Locknut, M12-1.75
A	G10827701	-	AR120 Diaphragm Pump Assembly, Items 1-9



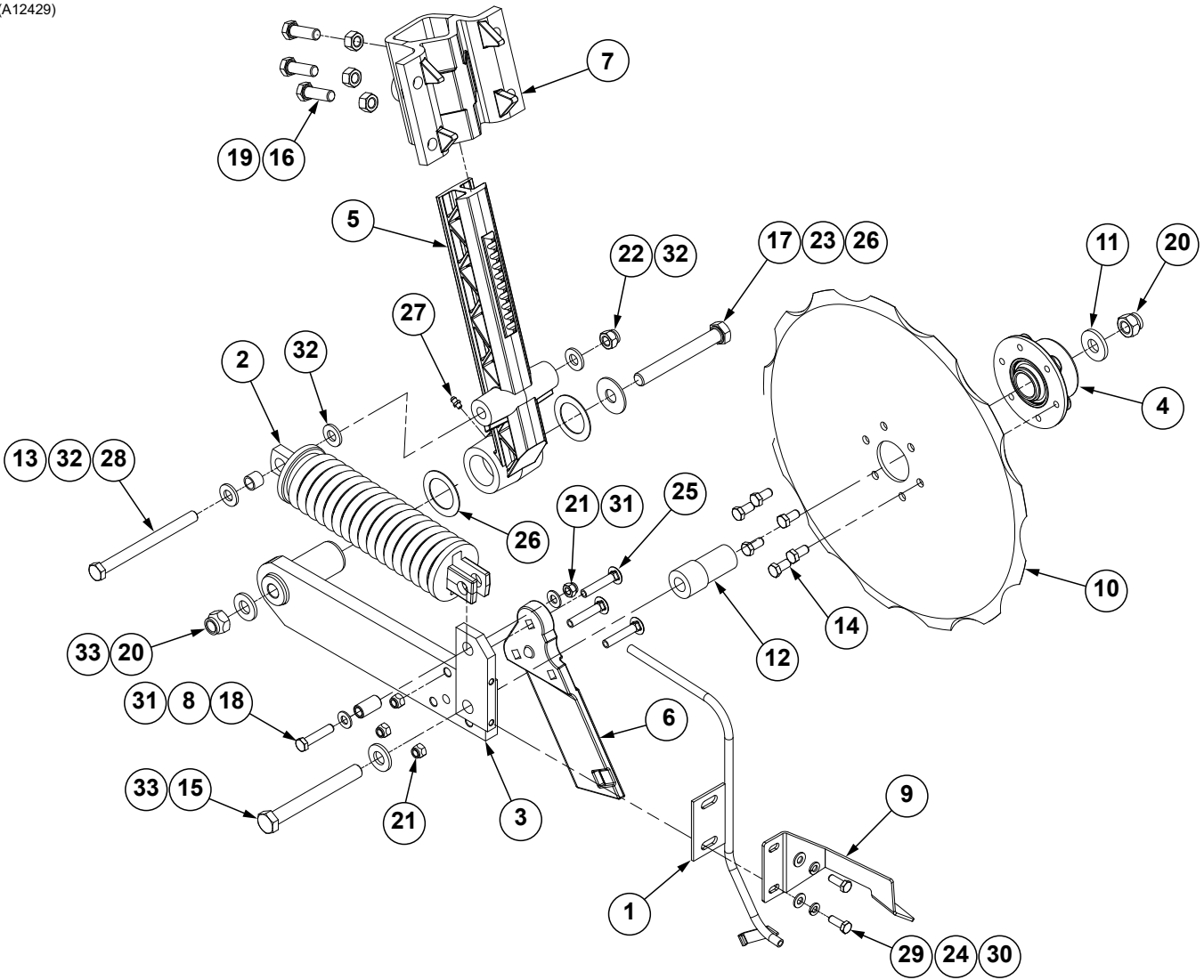
ITEM	PART NO.	QTY.	DESCRIPTION
1	G10976301	5	Manifold
2	G10976401	4	Manifold
3	G10976501	1	Manifold
4	G10975601	2	Foot Mount
5	G10976601	12	Fork Clip
6	G10981901	2	Oil Drain Plug
7	G10976701	1	Ring Nut
8	G10976801	1	Hose Barb, 1½"
9	G10976901	1	Manifold
10	G10976101	3	Hub Pin
11	G10977001	1	Manifold
12	G10975801	1	Tank Sight Glass
13	G10977101	12	Manifold Mount Bolt
14	G10976201	3	Plate
15	G10975901	1	Sight Glass Cap
16	G10977201	1	Drain Plug
17	G10976001	12	Square Nut, M8
18	G10977301	1	Ring Nut
19	G10977401	1	Hose Barb, 1¼"
A	G10513001	1	AR Pump Winterizer, No. 64511
B	G10513101	2	AR Pump Oil, No. 6453D
C	G10434301	1	AR120 Diaphragm Kit
D	G10764001	1	AR120 Pump LFP O-Ring Service Kit
E	G10764101	1	AR120 Pump LFP Valve Service Kit

(109456)



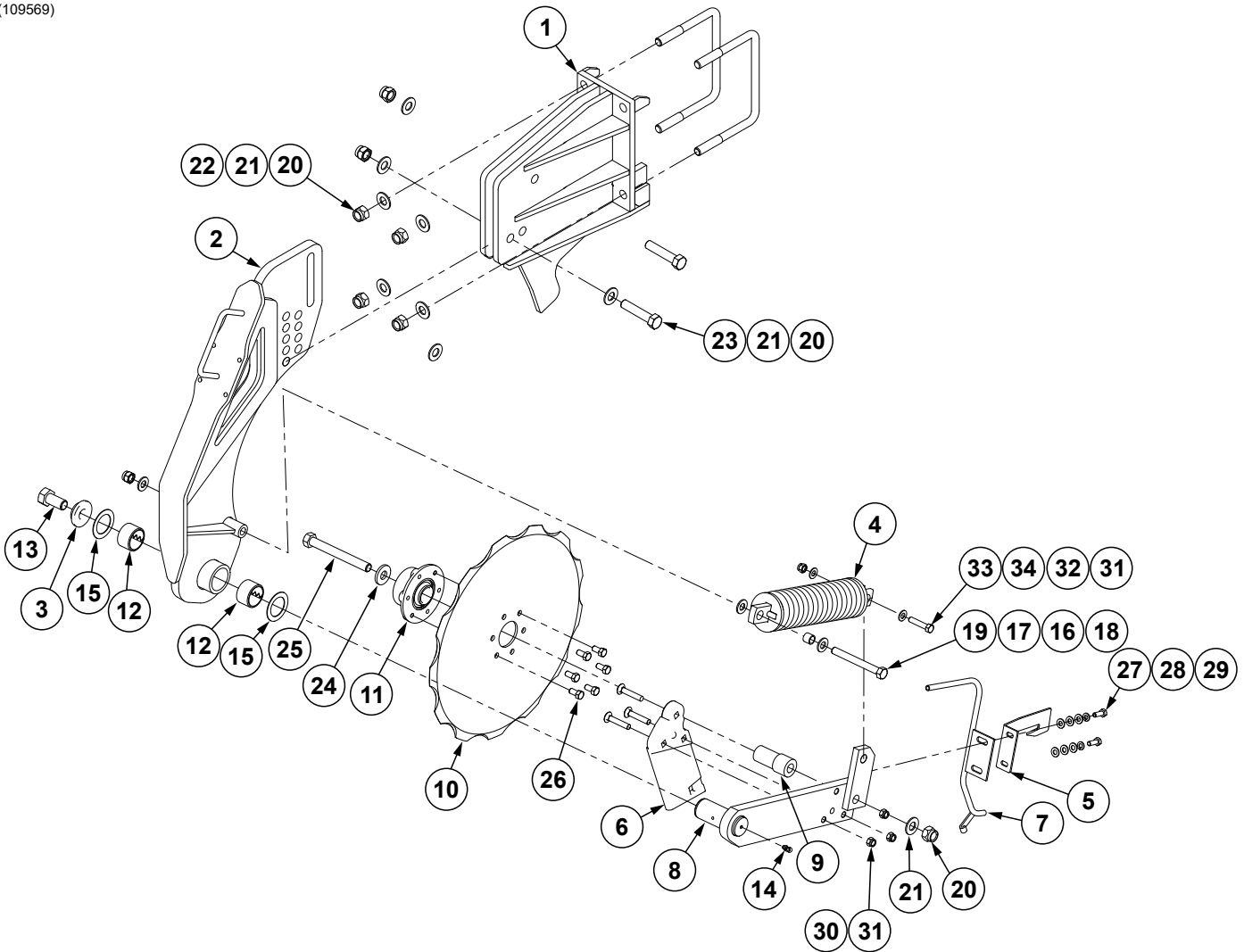
ITEM	PART NO.	QTY.	DESCRIPTION
1	G10901901	6	Manifold Mount Bracket
2	---	1	See "Fertilizer Manifold" on page P252
3	---	1	See "Fertilizer Manifold" on page P252
4	G4200-22	1	Hose, 1-1/4" I.D. x 72"
5	G10780201	2	Flanged Barb, 1-1/4"
6	G10406801	2	1" Skirted Flange Gasket
7	G11467	2	SS 50 Series Flange Clamp
8	G10829101	2	Heavy Duty Hose Clamp
9	---	-	See "Decals, Paint, and Miscellaneous" on page P285
10	---	---	---
11	---	---	---
12	GB0969	2	5 Position Wave Stacker
13	G11385	12	Flat Washer, 1/4" SAE
14	G10110	12	Lock Nut, 1/4"-20, Grade B
15	G10606801	6	U-Bolt, 1-1/2" x 1/4"-20
16	G10061	4	Hex Head Cap Screw, 3/8"-16 x 3 1/2"
17	GA20413	1	Orifice Package, .037 (Package of 16), 16 Row
	GA20412	1	Orifice Package, .037 (Package of 12), 12 Row

(A12429)



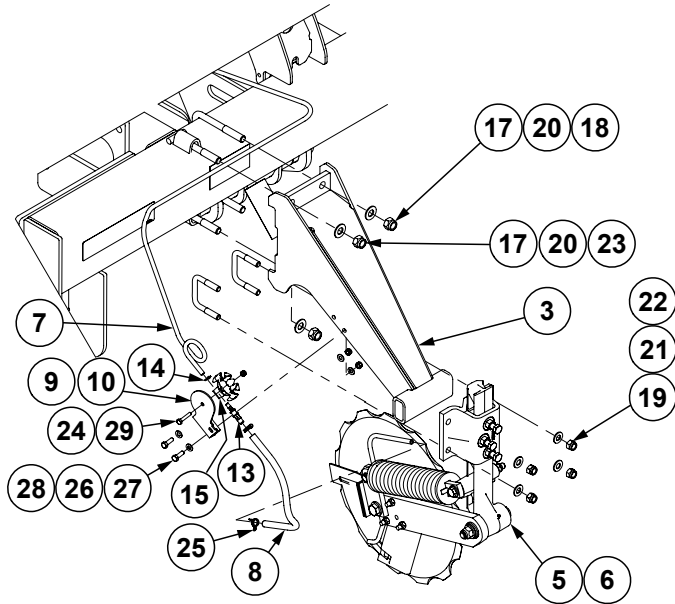
ITEM	PART NO.	QTY.	DESCRIPTION
1	GA12108	1	Drop Tube, Liquid Fertilizer
2	GA6966	1	Compression Spring Assembly
3	GA9433	1	Pivot Arm, L.H.
4	GA9437 GA8603	1 -	Hub W/Bearing Bearing, Double Row (Included W/GA9437)
5	GB0296	1	Arm, 13½"
6	GB0323	1	Knife, L.H.
7	GB0400	1	Mount, R.H.
8	GD1026	1	Sleeve, 1⅜" Long
9	GD11557	1	Scraper, L.H.
10	GD12676	1	Disc Blade, Notched, 16¾"
11	GD12677	1	Washer, 1½" O.D., 7 Gauge (.1793"), Hardened
12	GD12679	1	Stepped Spacer, 3" Long
13	GD12685	1	Bushing, ¾" O.D. x ½" Long
14	G10002	6	Hex Head Cap Screw, ⅝"-16 x ¾"
15	G10011	1	Hex Head Cap Screw, ⅝"-11 x 5½"
16	G10017	3	Hex Head Cap Screw, ½"-13 x 1½"
17	G10046	1	Hex Head Cap Screw, ⅝"-11 x 5"
18	G10047	1	Hex Head Cap Screw, ⅝"-16 x 1¾"
19	G10102	3	Hex Nut, ½"-13
20	G10107	2	Lock Nut, ⅝"-11
21	G10109	4	Lock Nut, ⅝"-18
22	G10111	1	Lock Nut, ½"-13
23	G10217	1	Washer, ⅝" USS
24	G10232	2	Lock Washer, ⅝"
25	G10306	3	Carriage Bolt, ⅜"-16 x 2"
26	G10450	2	Washer, 2¼", 18 Gauge (.0478")
27	G10640	1	Grease Fitting, ¼"-28
28	G10871	1	Hex Head Cap Screw, ½"-13 x 6"
29	G10991	2	Hex Head Cap Screw, ⅝"-18 x ⅞"
30	G11386	2	Flat Washer, ⅝" SAE
31	G11387	2	Flat Washer, ⅜" SAE
32	G11389	3	Flat Washer, ½" Plated SAE
33	G11391	2	Flat Washer, ⅝" SAE

(109569)

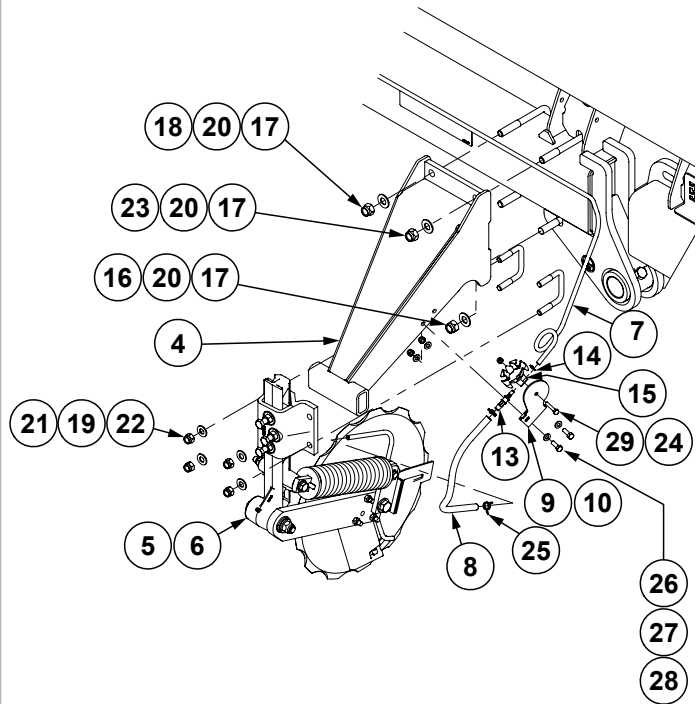


ITEM	PART NO.	QTY.	DESCRIPTION
1	G10954101 G10955001	1 -	Opener Mount, L.H. Opener Mount, R.H.
2	G10955201 G10956101	1	Opener Arm, L.H. Opener Arm, R.H.
3	GB0409	1	Spring Washer
4	GA6966	1	Compression Spring Assembly
5	GD11557	1	Scraper, L.H.
6	GB0323	1	Knife, L.H.
7	GA12108	1	Drop Tube, Liquid Fertilizer
8	G10956301	1	Pivot Arm
9	GD12679	1	Stepped Spacer, 3" Long
10	GD12676	1	Disc Blade, Notched, 16 $\frac{3}{4}$ "
11	GA9437 GA8603	1 -	Hub W/Bearing Bearing, Double Row (Included W/GA9437)
12	G10300401	2	Steel Tension Bushing, 1.515" I.D. x 1.125"
13	G10025	1	Hex Head Cap Screw, $\frac{3}{4}$ "-10 x 1 $\frac{1}{2}$ "
14	G10779	1	Grease Fitting, 90°, $\frac{1}{4}$ "-28
15	G10450	2	Washer, 2 $\frac{1}{4}$ ", 18 Gauge (.0478")
16	GD12685	1	Bushing, $\frac{3}{4}$ " O.D. x $\frac{1}{2}$ " Long
17	G11389	3	Flat Washer, $\frac{1}{2}$ " Plated SAE
18	G10111	1	Lock Nut, $\frac{1}{2}$ "-13
19	G10045	1	Hex Head Cap Screw, $\frac{1}{2}$ "-13 x 4 $\frac{1}{2}$ "
20	G10107	7	Lock Nut, $\frac{5}{8}$ "-11
21	G11391	9	Flat Washer, $\frac{5}{8}$ " SAE
22	GD16598	2	U-Bolt, 4" x 7" x $\frac{5}{8}$ "-11
23	G10010	2	Hex Head Cap Screw, $\frac{5}{8}$ "-11 x 3"
24	GD12677	1	Washer, 1 $\frac{1}{2}$ " O.D., 7 Gauge (.1793"), Hardened
25	G10011	1	Hex Head Cap Screw, $\frac{5}{8}$ "-11 x 5 $\frac{1}{2}$ "
26	G10002	6	Hex Head Cap Screw, $\frac{3}{8}$ "-16 x $\frac{3}{4}$ "
27	G10991	2	Hex Head Cap Screw, $\frac{5}{16}$ "-18 x $\frac{7}{8}$ "
28	G10232	2	Lock Washer, $\frac{5}{16}$ "
29	G11386	6	Flat Washer, $\frac{5}{16}$ " SAE
30	G10306	3	Carriage Bolt, $\frac{3}{8}$ "-16 x 2"
31	G10108	4	Lock Nut, $\frac{3}{8}$ "-16
33	G10047	1	Hex Head Cap Screw, $\frac{3}{8}$ "-16 x 1 $\frac{3}{4}$ "
34	G11387	2	Flat Washer, $\frac{3}{8}$ " SAE

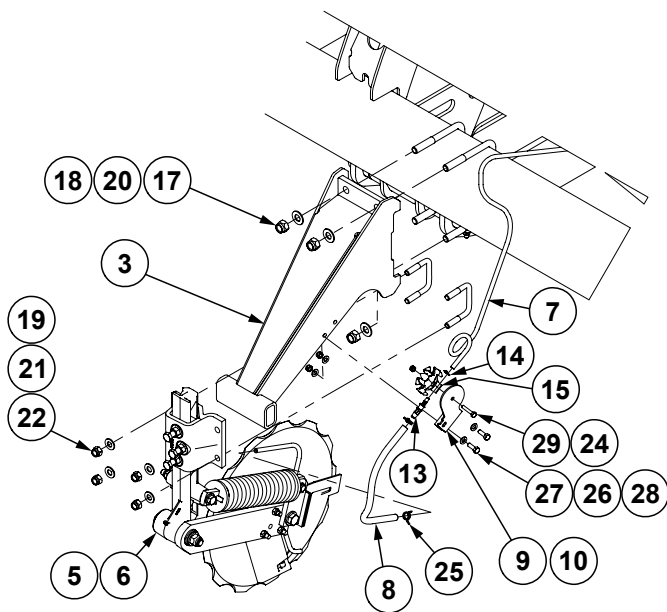
Standard W/T-Bolt Mounting Hardware
(R.H. Shown)



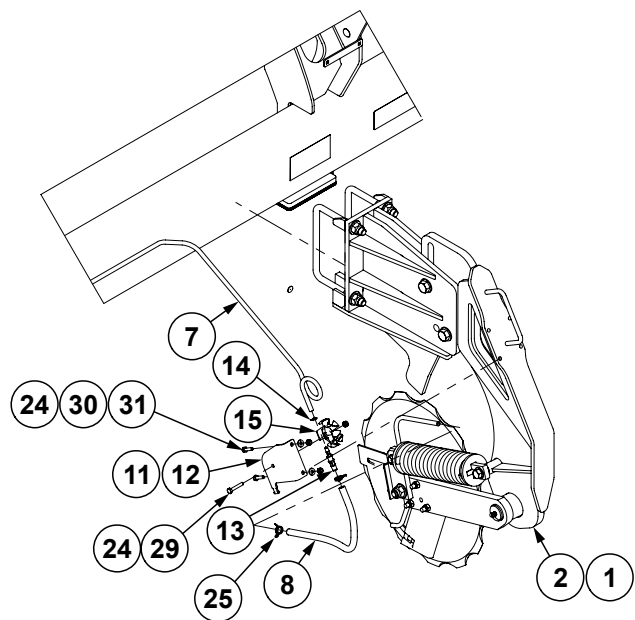
Wide (Wing Hinge)
(L.H. Shown)



Standard W/U-Bolt Mounting Hardware
(L.H. Shown)

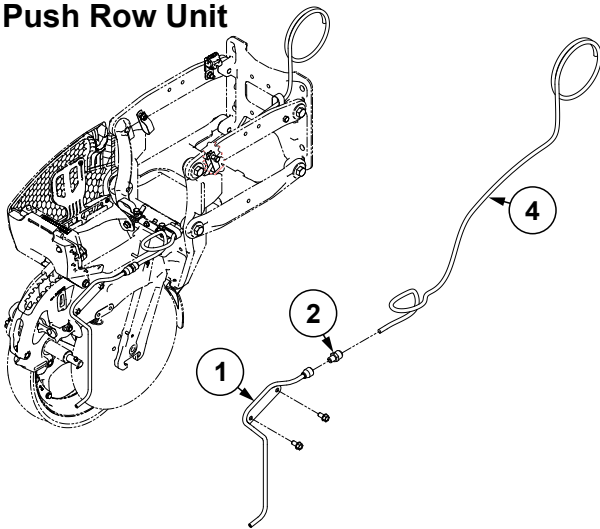


Narrow
(R.H. Shown)



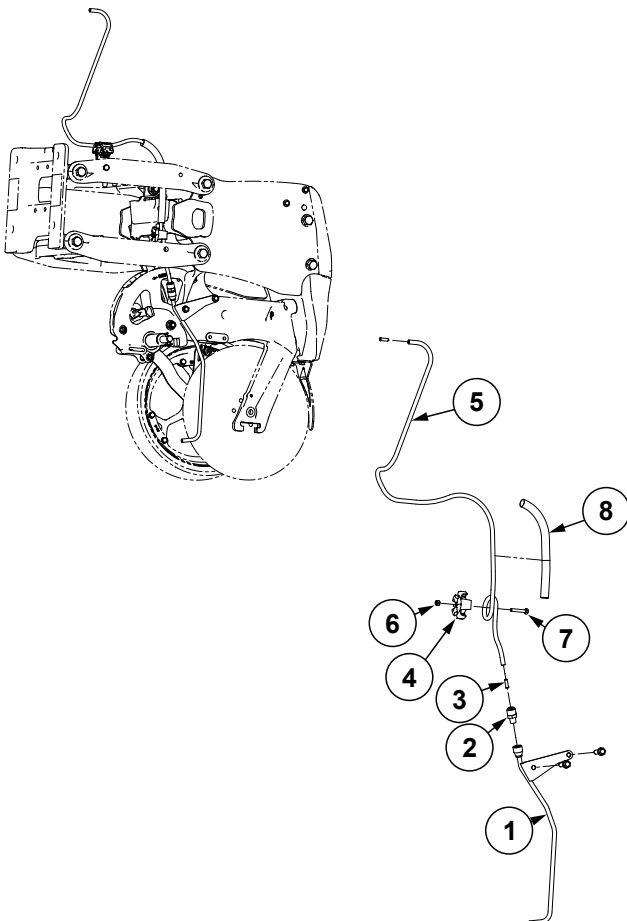
ITEM	PART NO.	QTY.	DESCRIPTION
1	---	---	See "Narrow Notched Single Disc Fertilizer Opener" on page P276
2	---	---	See "Narrow Notched Single Disc Fertilizer Opener" on page P276
3	G10953001	12	Opener Mount
4	G10953501	2	Opener Mount
5	---	---	See "Standard Notched Single Disc Fertilizer Opener" on page P274
6	---	---	See "Standard Notched Single Disc Fertilizer Opener" on page P274
7	G10609022	1	Black Tubing, 3/8" O.D. x 152'
8	GD6279-04	16	Clear Plastic Tubing, 9/16" O.D. x 17"
9	G10960001	7	Loop Holder Bracket, R.H.
10	G10960101	7	Loop Holder Bracket, L.H.
11	G10960201	1	Loop Holder Bracket, R.H.
12	G10960301	1	Loop Holder Bracket, L.H.
13	G10960601	16	Adapter, 1/4" NPT To 3/8" Barb
14	G10960501	16	Hose Clamp, 3/8"
15	G10944501	16	Air Lock Loop Holder, 3/8" O.D.
16	GA9105	2	T-Bolt, 5/8"-11 x 6"
17	G10107	56	Lock Nut, 5/8"-11
18	GD16598	24	U-Bolt, 4" x 7" x 5/8"-11
19	G11389	56	Flat Washer, 1/2" Plated SAE
20	G11391	56	Flat Washer, 5/8" SAE
21	GD13287	28	U-Bolt, 1 1/2" x 2 1/2" x 1/2"-13
22	G10111	56	Lock Nut, 1/2"-13
23	GA13587	6	T-Bolt, 5/8"-11 x 5"
24	G10110	20	Lock Nut, 1/4"-20, Grade B
25	GD28785	32	Hose Clamp, 5/8"
26	G11386	56	Flat Washer, 5/16" SAE
27	G10019	28	Hex Head Cap Screw, 5/16"-18 x 1"
28	G10109	28	Lock Nut, 5/16"-18, Grade 8
29	G10021	16	Hex Head Cap Screw, 1/4"-20 x 1 1/2"
30	G11385	4	Flat Washer, 1/4" SAE
31	G10064	4	Hex Head Cap Screw, 1/4"-20 x 1"

Push Row Unit



ITEM	PART NO.	QTY.	DESCRIPTION
1	G10724201	1	Fertilizer Drop Tube, Pull Row Unit
2	GD29625	1	Connector, 1/4" NPT x 3/8"
3	---	---	---
4	G10609014	1	Black Tubing, 3/8" O.D. x .065W x 60"

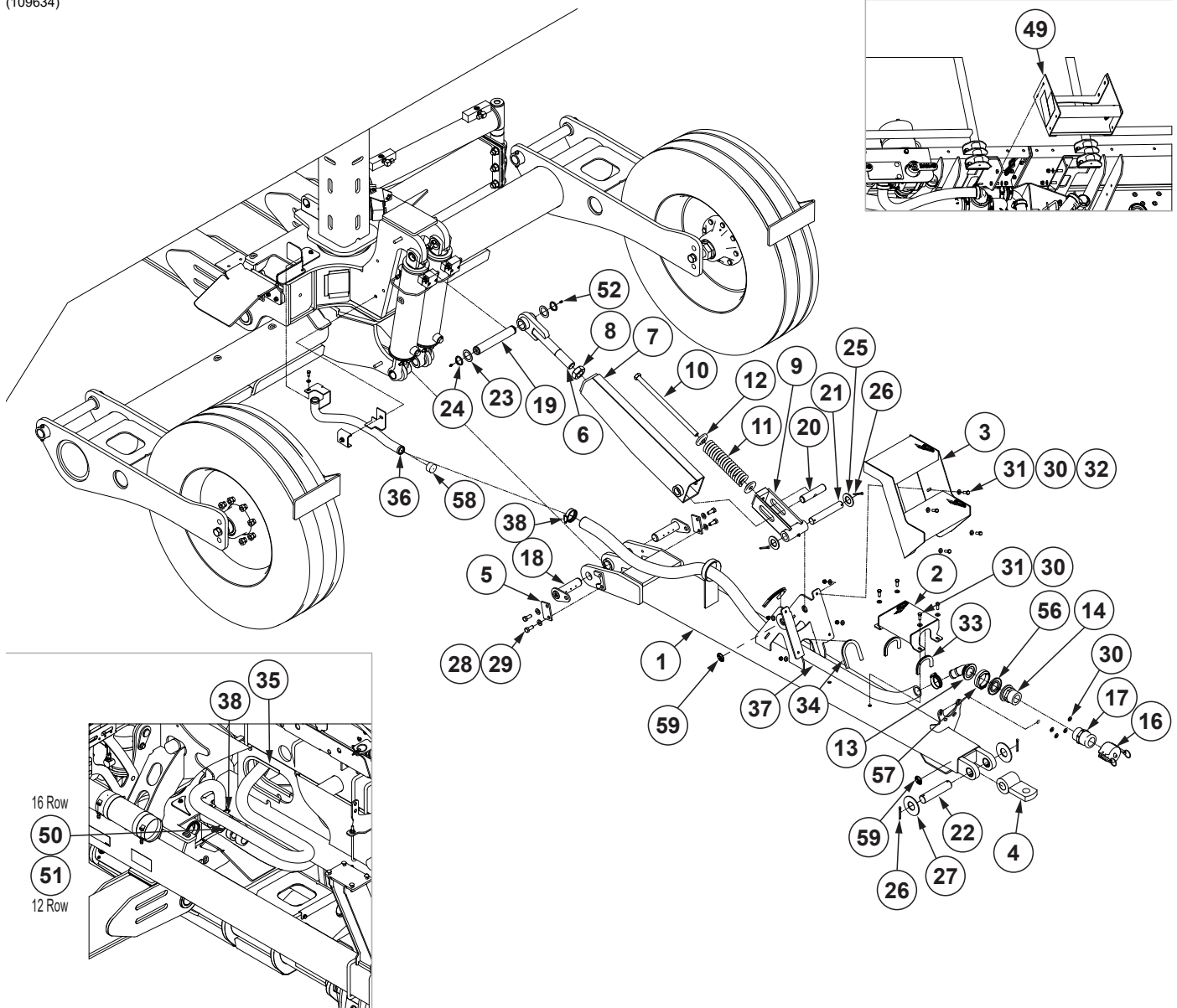
Pull Row Unit



ITEM	PART NO.	QTY.	DESCRIPTION
1	G10724101	1	Fertilizer Drop Tube, Push Row Unit
2	GD29625	1	Connector, 1/4" NPT x 3/8"
3	GD29709	2	Support Tube
4	G10944501	1	Fertilizer Air Lock Loop Holder, 3/8" O.D.
5	G10609007	1	Black Tubing, 3/8" O.D. x 20"
6	G10110	1	Lock Nut, 1/4"-20, Grade B
7	G10021	1	Hex Head Cap Screw, 1/4"-20 x 1 1/2"
8	G10615003	1	Hose Wrap, 0.67" I.D. x 10"

This page left blank intentionally.

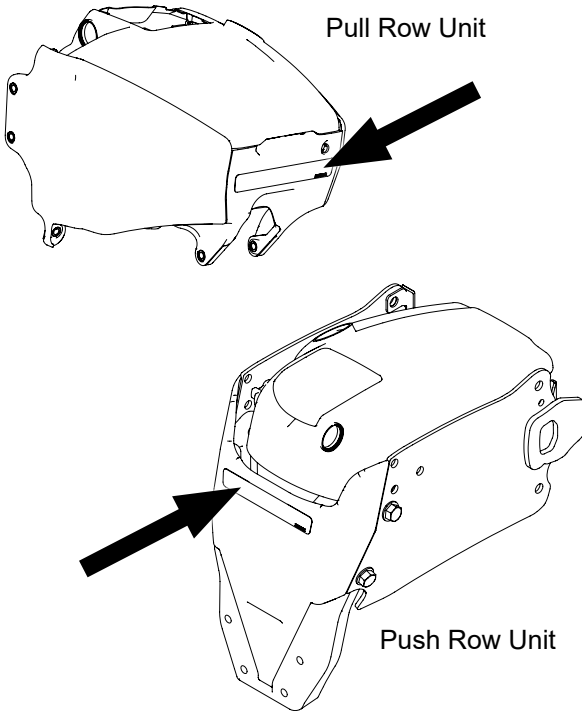

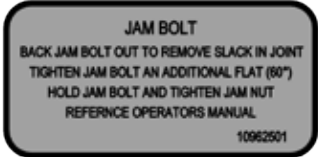

(109634)

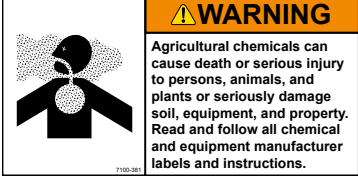
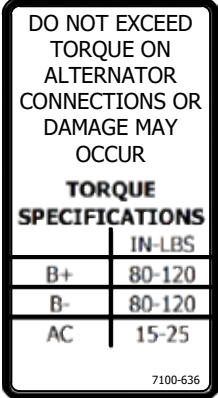
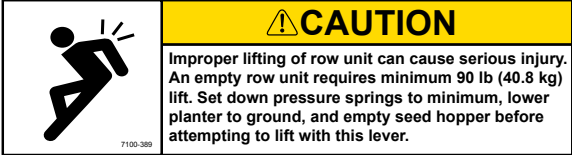









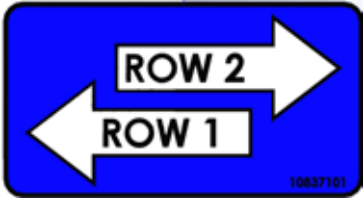
ITEM	PART NO.	QTY.	DESCRIPTION
1	G10963901	1	Rear Trailer Hitch
2	G10612301	1	Hitch Step
3	G10968501	1	Catwalk Ladder
4	GA14162	1	Clevis
5	G10965701	2	Rear Hitch Pin Retainer
6	G10968201	1	Adjustable Link
7	GA14167	1	Top Link
8	G10087	1	Hex Jam Nut, 1½"-12, Grade 2
9	G10508601	1	Slide Link
10	GD7907	1	Special Bolt
11	GD10273	1	Compression Spring
12	GD34923	2	Spring Seat
13	G10779301	1	Elbow, 2" Flange x 1½" Hose Barb, 45°
14	GD26816	1	2" Flange x 2" Male Thread

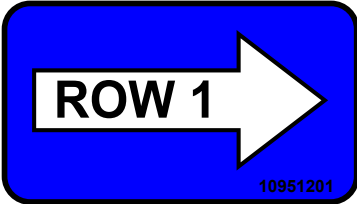
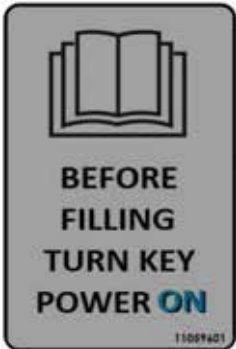
ITEM	PART NO.	QTY.	DESCRIPTION
15	GA2660	1	Shutoff Valve, 2" NPT
16	GD3951	1	Dust Cap, 2" Cam Lock
17	GD3623	1	Adapter, 2" Male NPT To Cam Lock
18	G10968701	2	Lower Trailer Hitch Pin
19	G10968801	1	Upper Trailer Hitch Pin
20	GD10296	1	Pin, 1¼" x 5½"
21	GD4230	1	Shaft
22	GD20166	1	Pin, 1½" x 6¾"
23	G10384501	2	Bushing, 1½" I.D. x 2¼" O.D., 18 Gauge (.0478")
24	G10784101	2	External Heavy Duty Retaining Ring
25	G11396	2	Flat Washer, 1¼"
26	G10460	4	Cotter Pin, ¼" x 2"
27	G11397	2	Flat Washer, 1½" SAE
28	G11389	4	Flat Washer, ½" Plated SAE
29	G10037	4	Hex Head Cap Screw, ½"-13 X 1¼"
30	G11387	24	Flat Washer, ⅜" SAE
31	G10001	12	Hex Head Cap Screw, ⅜"-16 x 1"
32	G10108	8	Lock Nut, ⅜"-16
33	G4425-04	2	Edge Molding, ⅜" x 6.250"
34	GD35413-10	2	Edge Trim Protection, ¼" x ½" x 10"
35	GD35414-20.5	2	Edge Trim Protection, ⅜" x ⅝" x 20½"
36	G10937501	1	Fertilizer Rear Hitch
37	G10616717	1	Hose, 2.1" O.D. x 1½" I.D. x 100"
38	G10829101	4	Heavy Duty Hose Clamp
39	G4200-24	1	Hose, 1¼" x 12'
40	G10616618	1	Hose, 2.6" O.D. x 2" I.D. x 37"
41	---	1	See "Auxiliary Valves Assembly, 16 Row" on page P236
42	G10904501	1	Hose Retainer Bracket
43	G10904601	1	Hose Retainer Bracket
44	G10925801	1	Hose Retainer Bracket
45	GD26672	1	U-Bolt, 2" Diameter, ¼"-20
46	GD2558	1	Lynch Pin, ¼"
47	G11385	2	Flat Washer, ¼" SAE
48	G10110	2	Lock Nut, ¼"-20, Grade B
49	G10939301	1	Rear Ladder Assembly
50	G10616718	1	Hose, 2.1" O.D. x 1½" I.D. x 158"
51	G10616719	-	Hose, 2.1" O.D. x 1½" I.D. x 184"
52	G10640	2	Grease Fitting, ¼"-28
53	---	-	See "Auxiliary Tee Assembly, 12 Row" on page P235
54	G11508	1	Tee, 2" Port Flange
55	G10473901	1	Adapter, 2" Flange x 1¼" Hose Barb, 90°
56	G10406701	3	2" Skirted Flange Gasket
57	G11468	3	Flange Clamp SS 75 Series
58	G11051301	1	Vinyl Cap, 1.5" I.D. x 1" (Red)
59	G7100-116	2	See "Decals, Paint, and Miscellaneous" on page P285

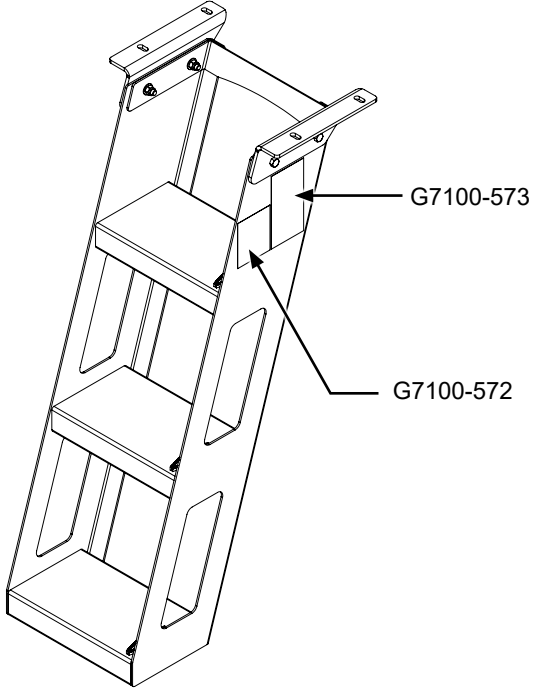

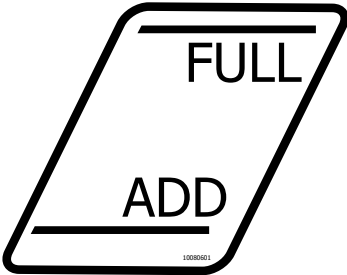
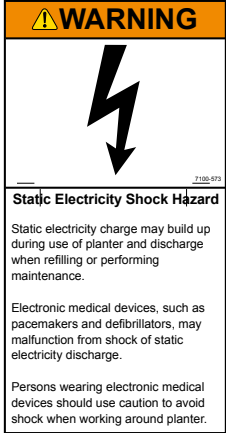

This page left blank intentionally.








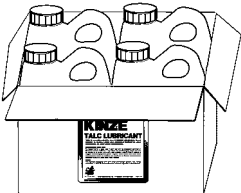
 <p>Pull Row Unit</p> <p>Push Row Unit</p>	<div style="border: 1px solid black; border-radius: 10px; padding: 5px; text-align: right;">106588</div> <p>Part No.: G10658801</p> <p>Description: 5000 Series Row Unit Reflective Decal, Amber</p> <p>Quantity: (6) 12 Row Pull Units - Rows 1, 3, 5, 7, 9, and 11 (5) 12 Row Push Units - Rows 2, 4, 6, 8, and 10 (8) 16 Row Pull Units - Rows 1, 3, 5, 7, 9, 11, 13, and 15 (7) 16 Row Push Units - Rows 2, 4, 6, 8, 10, 12, and 14 (1) Even-Row Unit</p>
 <p>WARNING</p> <p>Row marker can lower at any time and could cause death or serious injury.</p> <p>Stay away from row markers!</p> <p>Install safety lockup device when not in use.</p>	<p>Part No.: G7100-397</p> <p>Description: Decal, Warning</p> <p>Quantity: 2 (One on each side of marker arm)</p>
 <p>JAM BOLT</p> <p>BACK JAM BOLT OUT TO REMOVE SLACK IN JOINT TIGHTEN JAM BOLT AN ADDITIONAL FLAT (60°) HOLD JAM BOLT AND TIGHTEN JAM NUT REFERENCE OPERATORS MANUAL</p> <p>10962501</p>	<p>Part No.: G10962501</p> <p>Description: Decal, Marker Jam Bolt</p> <p>Quantity: 1</p>
	<p>Part No.: G7100-36</p> <p>Description: SMV Sign</p> <p>Quantity: 1</p>

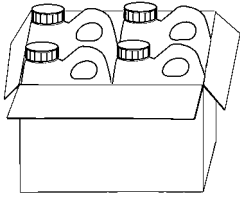






	<p>Part No.: G7100-381 Description: Decal, Warning Quantity: 1 (1 Per Row Unit - Located On Underside Of Granular Chemical Hopper Lid)</p>
	<p>Part No.: G7100-636 Description: Decal, Do Not Exceed Torque Quantity: 1</p>
	<p>Part No.: G7100-389 Description: Decal, Caution Quantity: 1 (Located On Interplant Push Row Unit Lift Lever)</p>
<p>◆ENSURE O-RING(S) ARE IN PLACE ON M12 CONNECTOR(S) (ETHERNET) ◆ENSURE THAT M12 CONNECTOR(S) ARE TORQUED TO 0.7 Nm</p>	<p>Part No.: 7100-616 Description: Decal, IPN/IPR</p>
	<p>Part No.: G7100-376 Description: Decal, Notice Bulk Fill Pressure Quantity: 2 (on each Bulk Fill Tank Lid)</p>
	<p>Part No.: G10822801 Description: Decal, PCW Wing Quantity: 1</p>
	<p>Part No.: G10822701 Description: Decal, PCW Center Quantity: 1</p>

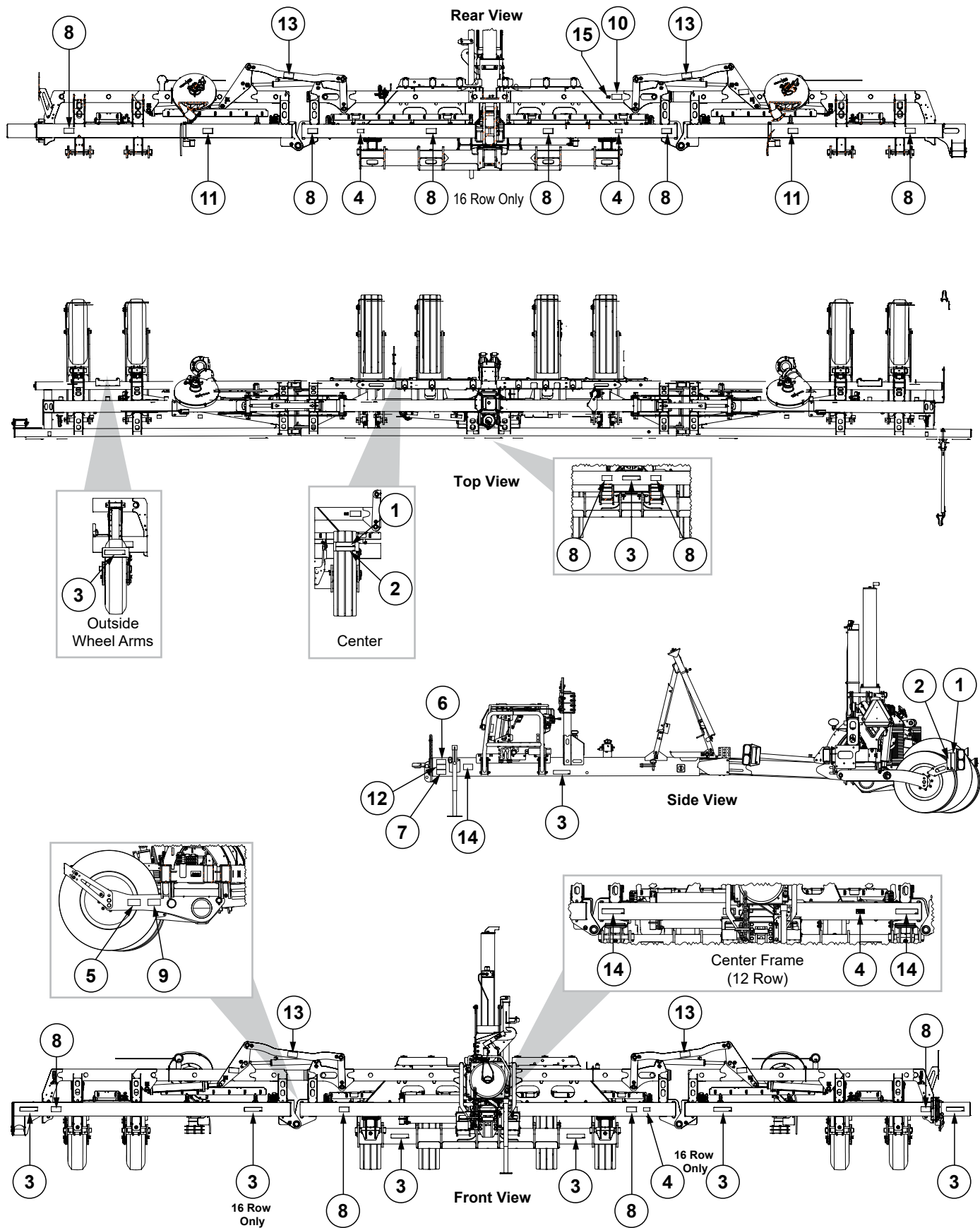
	<p>Part No.: G10822601 Description: Decal, PDP Quantity: 1</p>
	<p>Part No.: G10972901 Description: Decal, Air Pressure Gauge Controls Quantity: 1</p>
	<p>Part No.: G10806901 Description: Decal, Fertilizer Auxiliary Valves Quantity: 1</p>
	<p>Part No.: G10919701 Description: Decal, Fertilizer Auxiliary Valves Quantity: 1</p>
	<p>Part No.: G10837101 Description: Decal, Fertilizer Manifold (Rows 1 and 2)</p>
	<p>Part No.: G10837102 Description: Decal, Fertilizer Manifold (Rows 3 and 4)</p>
	<p>Part No.: G10837103 Description: Decal, Fertilizer Manifold (Rows 5 and 6)</p>
	<p>Part No.: G10837104 Description: Decal, Fertilizer Manifold (Rows 7 and 8)</p>
	<p>Part No.: G10837105 Description: Decal, Fertilizer Manifold (Rows 9 and 10)</p>
	<p>Part No.: G10837106 Description: Decal, Fertilizer Manifold (Rows 11 and 12)</p>
	<p>Part No.: G10837107 Description: Decal, Fertilizer Manifold (Rows 13 and 14)</p>
	<p>Part No.: G10837108 Description: Decal, Fertilizer Manifold (Rows 15 and 16)</p>



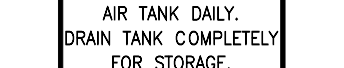

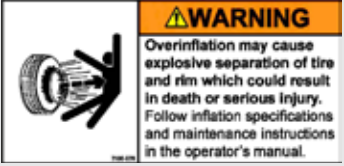
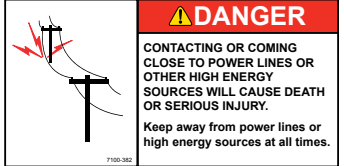
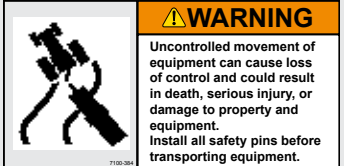
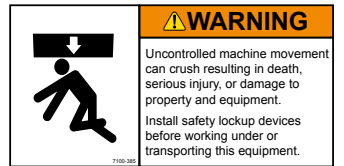

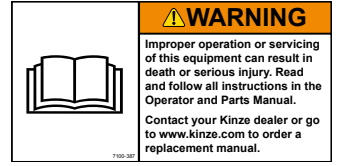
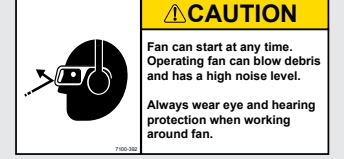
	Part No.: G10951201 Description: Decal, Fertilizer Manifold (Row 1)
	Part No.: G10951202 Description: Decal, Fertilizer Manifold (Row 2)
	Part No.: G10951203 Description: Decal, Fertilizer Manifold (Row 3)
	Part No.: G10951204 Description: Decal, Fertilizer Manifold (Row 4)
	Part No.: G10951205 Description: Decal, Fertilizer Manifold (Row 5)
	Part No.: G10951206 Description: Decal, Fertilizer Manifold (Row 6)
	Part No.: G10951207 Description: Decal, Fertilizer Manifold (Row 7)
	Part No.: G10951208 Description: Decal, Fertilizer Manifold (Row 8)
	Part No.: G10951209 Description: Decal, Fertilizer Manifold (Row 9)
	Part No.: G10951210 Description: Decal, Fertilizer Manifold (Row 10)
	Part No.: G10951211 Description: Decal, Fertilizer Manifold (Row 11)
	Part No.: G10951212 Description: Decal, Fertilizer Manifold (Row 12)
	Part No.: G10951213 Description: Decal, Fertilizer Manifold (Row 13)
	Part No.: G10951214 Description: Decal, Fertilizer Manifold (Row 14)
	Part No.: G10951215 Description: Decal, Fertilizer Manifold (Row 15)
	Part No.: G10951216 Description: Decal, Fertilizer Manifold (Row 16)
	Part No.: G11059601 Description: Decal, Turn Key Power On Quantity: 1

	 <p>Part No.: G7100-572 Description: Decal, Warning Quantity: 1</p>
	 <p>Part No.: G7100-573 Description: Decal, Static Shock Quantity: 2 (Located on each side of stair)</p>
	<p>Part No.: G10080601 Description: Decal, Tank Level Quantity: 1</p> <p>Part No.: GD1512 Description: Tie Strap, 7½"</p> <p>Part No.: GD2117 Description: Tie Strap, 14½"</p> <p>Part No.: GD2984 Description: Tie Strap, 34"</p>


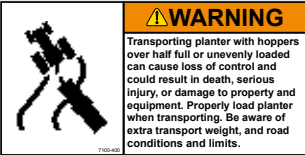


	<p>Part No.: G7100-111 Description: Decal, Oil Daily</p>
	<p>Part No.: G7100-116 Description: Decal, Grease Daily</p>
	<p>Part No.: G7100-110 Description: Decal, Grease Weekly</p>
	<p>Part No.: G7100-277 Description: Decal, Grease Annually</p>
	<p>Part No.: G10946501 Description: Decal, Oil Weekly</p>
	<p>Part No.: GR2127MPP Description: Blue Paint, Twelve Aerosol Cans</p>
	<p>Part No.: GR0146MPP Description: Powdered Graphite, Twenty-Four 1 Pound Containers</p> <p>Part No.: GR2335 Description: Powdered Graphite, 40 Pound Container</p>
	<p>Part No.: GR1570MPP Description: Talc Lubricant, Four 8 Pound Containers</p> <p>Part No.: GR2334 Description: Talc Lubricant, 40 Pound Container</p>

	<p>Part No.: GR1842MPP Description: Graphite Lubricant, Four 5 Pound Containers</p>
	<p>Part No.: GR2240MPP Description: Talc/Graphite Blend (80 Talc/20 Graphite), Four 8 Pound Containers</p>
	<p>Part No.: GR2241MPP Description: Dispensing Cap, 10/Package</p>
	<p>Part No.: G10584301 Description: Decal, 12" Kinze Logo Quantity: 2 (On Each Side of Oil Reservoir)</p>
	<p>Part No.: G10768901 Description: Kinze Man Decal Quantity: 2 (1 On Each Side of Hitch)</p>
	<p>Part No.: G10584201 Description: Decal, Kinze 5670 Quantity: 2 (1 On Each Side of Hitch)</p>
	<p>Part No.: GM0322-01 Description: Operator Manual, Model 5670</p> <p>Part No.: GM0322-02 Description: Parts Manual, Model 5670</p> <p>Part No.: GPR1094 Description: Binder (Contact Kinze Parts To Order)</p>



ITEM	PART NO.		QTY.	DESCRIPTION
1	G7100-557		6	Reflective Decal, Red, 2" x 9" Rectangular
2	G7100-559		6	Reflective Decal, Orange, 2" x 9" Rectangular
3	G7100-558		11	Reflective Decal, Amber, 2" x 9", Rectangular
4	G7100-352		3	Decal, Tank Drain
5	G7100-370		2	Decal, Warning
6	G7100-382		1	Decal, Danger
7	G7100-384		1	Decal, Warning
8	G7100-385		12	Decal, Warning
9	G7100-386		2	Decal, Warning
10	G7100-387		1	Decal, Warning
11	G7100-392		2	Decal, Caution

(Continued on Following Page.)

ITEM	PART NO.		QTY.	DESCRIPTION
12	G7100-393	 <p>⚠ WARNING Loss of control can cause death or serious injury, or damage to property and equipment. Tow only with farm tractor weight rated and configured for this equipment. Use safety chains and transport as specified in the Operator and Parts Manual.</p>	1	Decal, Warning
13	G7100-400	 <p>⚠ WARNING Transporting planter with hoppers over half full or unevenly loaded can cause loss of control and could result in death, serious injury, or damage to property and equipment. Properly load planter when transporting. Be aware of extra transport weight, and road conditions and limits.</p>	4	Decal, Warning
14	G7100-484		1	Decal, American Flag
15	G7100-498		1	Decal, Patent

Numerical Index

M0322-02

Model 5670

Part No.	Page	Part No.	Page	Part No.	Page	Part No.	Page
*10058801	P176	*A15096-16	P249	*A25691-140	P150	*A26659-70	P146
*10205301	P187	*A15096-17	P146	*A25691-142	P150	*A26659-70	P150
*10205401	P187	*A15096-24	P154	*A25691-142	P150	*A26659-92	P154
*10205701	P187	*A15096-24	P243	*A25691-201	P146	*A27061-13	P63
*10205901	P187	*A15096-35	P150	*A25691-201	P153	*A27062-16	P63
*10376501	P175	*A15096-39	P150	*A25691-222	P156	*A27200-20	P153
*10376701	P175	*A18630-135	P146	*A25691-224	P150	*A27200-20	P156
*10376701	P177	*A18630-142	P153	*A25691-23	P153	*A27200-21	P146
*10430802	P175	*A18630-144	P150	*A25691-23	P156	*A27200-21	P150
*10430802	P177	*A18630-192	P156	*A25691-27	P154	*A27200-46	P150
*10983501	P187	*A18630-206	P156	*A25691-30	P154	*A27207-62	P154
*10992301	P187	*A18630-208	P153	*A25691-30	P157	*A27207-62	P157
*A11481-139	P153	*A18630-28	P153	*A25691-48	P150	*A27208-18	P25
*A11481-144	P153	*A18630-28	P156	*A25691-63	P146	*A27208-18	P35
*A11481-146	P150	*A18645-18	P153	*A25691-68	P146	*A27209-124	P154
*A11481-198	P146	*A18645-43	P156	*A25691-70	P153	*A27209-179	P157
*A11481-198	P156	*A18667-63	P153	*A25691-76	P156	*A27211-59	P156
*A11481-202	P153	*A18671-20	P157	*A25691-81	P146	*A27230-134	P156
*A11481-205	P156	*A18685-42	P35	*A25692-128	P153	*A27295-101	P88
*A11481-210	P156	*A18685-42	P157	*A25692-182	P156	*A27295-102	P91
*A11481-211	P150	*A18685-73	P154	*A25692-27	P156	*A27295-104	P91
*A11481-212	P153	*A18685-73	P243	*A25692-66	P146	*A27295-105	P88
*A11481-226	P153	*A18685-77	P157	*A25692-93	P150	*A27295-106	P91
*A11481-228	P156	*A18685-77	P249	*A25696-136	P153	*A27295-110	P91
*A11481-27	P153	*A18687-109	P154	*A25696-136	P156	*A27295-112	P89
*A11481-27	P156	*A18692-163	P150	*A25696-140	P153	*A27295-118	P89
*A11481-32	P154	*A18692-175	P146	*A25696-193	P156	*A27295-128	P88
*A11481-32	P157	*A18697-16	P157	*A25696-50	P146	*A27295-133	P90
*A11481-54	P156	*A21530-20	P146	*A25696-50	P150	*A27295-138	P88
*A11481-76	P146	*A21530-20	P150	*A25696-60	P150	*A27295-140	P91
*A11485-142	P153	*A21530-79	P153	*A25699-65	P157	*A27295-141	P90
*A11485-145	P153	*A21539-38	P35	*A25699-65	P249	*A27295-142	P89
*A11485-198	P156	*A21539-38	P157	*A25701-14	P154	*A27295-143	P89
*A11485-204	P153	*A21544-141	P146	*A25704-109	P146	*A27295-143	P90
*A11485-210	P156	*A21544-141	P150	*A25704-125	P146	*A27295-145	P91
*A11485-227	P156	*A21545-163	P150	*A25704-138	P150	*A27295-158	P88
*A11485-232	P153	*A21545-175	P146	*A25704-160	P150	*A27295-168	P91
*A11485-56	P156	*A21554-25	P153	*A25704-73	P146	*A27295-172	P88
*A12992-162	P153	*A21556-33	P156	*A25704-86	P150	*A27295-172	P91
*A12992-162	P156	*A24016	P167	*A25705-62	P154	*A27295-175	P89
*A15032-36	P146	*A24016	P183	*A25705-62	P157	*A27295-176	P89
*A15032-36	P150	*A24037	P175	*A25709-124	P154	*A27295-181	P88
*A15032-58	P150	*A24037	P176	*A25709-179	P157	*A27295-184	P89
*A15035-142	P150	*A24473	P184	*A25978-111	P154	*A27295-185	P88
*A15035-68	P146	*A25487-20	P157	*A26168	P185	*A27295-185	P90
*A15081-46	P150	*A25504-57	P154	*A26334	P177	*A27295-195	P91
*A15081-50	P150	*A25504-57	P243	*A26659-117	P157	*A27295-200	P91
*A15081-62	P146	*A25691-125	P146	*A26659-126	P146	*A27295-205	P90
*A15081-66	P146	*A25691-125	P150	*A26659-185	P150	*A27295-206	P90
*A15092-54	P146	*A25691-130	P146	*A26659-32	P154	*A27295-225	P91
*A15092-56	P150	*A25691-130	P150	*A26659-34	P154	*A27295-228	P91
*A15096-16	P157	*A25691-136	P150	*A26659-66	P157	*A27295-232	P90

Part No.	Page	Part No.	Page	Part No.	Page	Part No.	Page
*A27295-236	P90	*D12202	P167	*D36495-38	P73	G10002	P27
*A27295-237	P91	*D12202	P183	*D36495-40	P73	G10002	P49
*A27295-63	P88	*D12203	P167	*D36495-42	P73	G10002	P220
*A27295-63	P88	*D12203	P183	*D36495-46	P73	G10002	P275
*A27295-65	P89	*D12204	P183	*D37076	P181	G10002	P277
*A27295-70	P89	*D12204	P186	*D6279-05	P71	G10002701	P101
*A27295-71	P88	*D12206	P165	*D6279-06	P80	G10003	P4
*A27295-71	P90	*D12206	P167	*D6279-07	P159	G10003	P59
*A27295-74	P89	*D12206	P185	*R2365	P17	G10003	P118
*A27295-78	P88	*D12210	P184	*R2366	P17	G10003	P118
*A27295-80	P91	*D12212	P165	*R2367	P17	G10003	P135
*A27295-81	P90	*D12213	P165	12 Row/23 Row	P86	G10003	P138
*A27295-82	P91	*D12213	P184	16 Row/31 Row	P86	G10004	P5
*A27295-84	P89	*D12214	P184	4501-32-32	P159	G10004	P22
*A27295-85	P91	*D12216	P177	6400-04	P176	G10004	P33
*A27500-18	P153	*D12219	P177	6400-04	P177	G10004	P60
*A27500-18	P156	*D12221	P175	6400-04	P192	G10004	P80
*A27501-112	P146	*D12221	P176	6400-08-VT	P188	G10004	P84
*A27501-160	P150	*D12222	P175	6400-16-16	P159	G10004	P159
*A27501-76	P146	*D12222	P176	6400-16-16	P163	G10004	P225
*A27501-86	P150	*D12231	P185	6400-16-20	P159	G10004	P227
*A7679-15	P15	*D12232	P185	6400-L-16	P163	G10005	P4
*A7679-15	P63	*D12237	P176	6403-NWO-08	P198	G10005	P59
*A7679-18	P63	*D12237	P177	6408-H02-0	P163	G10005	P103
*A7682-16	P146	*D12240	P175	6408-H02-0	P191	G10006	P114
*A7682-16	P150	*D12240	P177	6408-HHP-12	P163	G10007	P103
*A7684-165	P153	*D12245	P185	6408-HHP-16	P163	G10007	P114
*A7684-165	P156	*D12251	P184	6410-16-06	P163	G10007	P115
*A7685-60	P154	*D12252	P165	6500-16-16	P159	G10008	P114
*A7685-65	P35	*D12252	P167	6500-16-16	P163	G10009	P114
*A7685-65	P157	*D12252	P185	7100-616	P58	G10010	P4
*A7697-16	P146	*D12253	P176	7100-616	P286	G10010	P33
*A7697-16	P150	*D12253	P183	A13937	P183	G10010	P59
*A7698-14	P153	*D12258	P186	A13953	P183	G10010	P277
*A7698-14	P156	*D12259	P186	D13169	P186	G10011	P106
*D10207	P184	*D12260	P186	D26070	P27	G10011	P275
*D12003	P177	*D12261	P186	D26386	P27	G10011	P277
*D12012	P184	*D12264	P181	D30421-10	P249	G10013	P29
*D12047	P167	*D12276	P186	G10001	P80	G10013	P30
*D12047	P183	*D13399	P186	G10001	P106	G10013201	P217
*D12055	P165	*D23386	P176	G10001	P128	G10014	P80
*D12088	P185	*D23424	P165	G10001	P159	G10014	P114
*D12103	P167	*D23424	P167	G10001	P225	G10014	P135
*D12103	P185	*D29649	P176	G10001	P227	G10014	P138
*D12104	P176	*D29649	P177	G10001	P229	G10014	P213
*D12104	P183	*D30399	P165	G10001	P234	G10017	P43
*D12106	P175	*D30399	P167	G10001	P243	G10017	P80
*D12106	P177	*D36495-30	P73	G10001	P248	G10017	P275
*D12135	P175	*D36495-32	P73	G10001	P257	G10017201	P93
*D12137	P181	*D36495-34	P73	G10001	P258	G10017301	P93
*D12200	P176	*D36495-36	P73	G10001	P283	G10018801	P4
*D12200	P183	*D36495-37	P73	G10002	P17	G10018801	P58

Numerical Index

M0322-02

Model 5670

Part No.	Page	Part No.	Page	Part No.	Page	Part No.	Page
G10019	P5	G10041501	P71	G10087001	P163	G10107	P279
G10019	P36	G10042	P113	G10087601	P198	G10108	P5
G10019	P59	G10043	P128	G10088001	P163	G10108	P13
G10019	P141	G10043	P131	G10088301	P234	G10108	P17
G10019	P279	G10043	P132	G10089801	P159	G10108	P19
G10019401	P193	G10043	P159	G10090401	P4	G10108	P36
G10019401	P194	G10045	P135	G10090401	P58	G10108	P45
G10020	P13	G10045	P138	G10095105	P172	G10108	P68
G10020	P19	G10045	P141	G10098201	P198	G10108	P71
G10020	P101	G10045	P225	G10098301	P159	G10108	P80
G10020	P174	G10045	P277	G10098401	P159	G10108	P84
G10021	P279	G10046	P275	G10101	P176	G10108	P101
G10021	P280	G10047	P115	G10101	P177	G10108	P110
G10022	P59	G10047	P275	G10101	P179	G10108	P114
G10022	P167	G10047	P277	G10101	P181	G10108	P115
G10022501	P131	G10048	P127	G10101	P219	G10108	P117
G10023	P36	G10048	P135	G10101	P221	G10108	P118
G10023	P106	G10048	P138	G10102	P44	G10108	P118
G10023	P217	G10049	P123	G10102	P45	G10108	P121
G10025	P277	G10049	P134	G10102	P135	G10108	P123
G10026	P33	G10049	P138	G10102	P138	G10108	P127
G10026	P113	G10049	P176	G10102	P141	G10108	P131
G10027	P127	G10049	P177	G10102	P141	G10108	P135
G10028601	P7	G10049	P179	G10102	P275	G10108	P138
G10033	P138	G10049	P181	G10102301	P69	G10108	P159
G10033	P222	G10049201	P174	G10104	P117	G10108	P220
G10035	P22	G10051001	P84	G10105	P117	G10108	P225
G10035	P23	G10051001	P179	G10105	P134	G10108	P227
G10035	P60	G10051001	P181	G10105	P137	G10108	P230
G10035	P61	G10053801	P197	G10106	P121	G10108	P234
G10035401	P124	G10055	P14	G10106	P123	G10108	P242
G10035401	P131	G10057	P84	G10106	P134	G10108	P248
G10035501	P124	G10057501	P97	G10106	P137	G10108	P257
G10035901	P1	G10061	P138	G10107	P5	G10108	P258
G10035901	P55	G10061	P273	G10107	P5	G10108	P259
G10035901	P59	G10062	P131	G10107	P29	G10108	P261
G10036	P31	G10063	P71	G10107	P30	G10108	P277
G10036	P110	G10064	P29	G10107	P31	G10108	P283
G10037	P14	G10064	P242	G10107	P80	G10108501	P71
G10037	P41	G10064	P279	G10107	P84	G10109	P23
G10037	P65	G10066901	P225	G10107	P106	G10109	P33
G10037	P242	G10066901	P227	G10107	P110	G10109	P36
G10037	P248	G10068	P222	G10107	P114	G10109	P61
G10037	P283	G10071	P117	G10107	P115	G10109	P110
G10038	P14	G10071	P213	G10107	P121	G10109	P141
G10039	P31	G10075001	P69	G10107	P123	G10109	P160
G10039	P41	G10080501	P153	G10107	P134	G10109	P275
G10039	P225	G10080501	P156	G10107	P137	G10109	P279
G10039	P227	G10080501	P159	G10107	P229	G10109101	P97
G10040	P63	G10086601	P163	G10107	P249	G10109601	P191
G10040	P159	G10086901	P163	G10107	P275	G10110	P17
G10041	P33	G10087	P282	G10107	P277	G10110	P27

Part No.	Page	Part No.	Page	Part No.	Page	Part No.	Page
G10110	P36	G10111	P277	G10204001	P159	G10234	P110
G10110	P63	G10111	P279	G10205001	P187	G10242601	P101
G10110	P111	G10112	P84	G10205101	P187	G10242801	P101
G10110	P121	G10112	P117	G10205201	P187	G10243	P49
G10110	P123	G10112	P127	G10205801	P187	G10243001	P217
G10110	P134	G10114001	P213	G10209	P59	G10251	P101
G10110	P137	G10118	P103	G10209	P111	G10252	P174
G10110	P141	G10129401	P97	G10209	P121	G10252	P179
G10110	P159	G10141901	P4	G10209	P123	G10252	P181
G10110	P219	G10141901	P58	G10210	P87	G10254701	P215
G10110	P234	G10157	P103	G10210	P111	G10254801	P215
G10110	P242	G10157	P113	G10210	P115	G10254901	P215
G10110	P248	G10159	P121	G10210	P159	G10257	P49
G10110	P250	G10159	P123	G10210	P220	G10260	P51
G10110	P257	G10159	P135	G10213501	P48	G10261	P51
G10110	P258	G10159	P138	G10213602	P51	G10263101	P160
G10110	P259	G10162	P17	G10216	P23	G10265701	P187
G10110	P261	G10162	P69	G10216	P61	G10267101	P101
G10110	P273	G10162	P87	G10216	P121	G10269201	P219
G10110	P279	G10162	P121	G10216	P123	G10269501	P188
G10110	P280	G10162	P123	G10216	P131	G10272501	P127
G10110	P283	G10162	P242	G10216	P131	G10272502	P127
G10111	P4	G10163901	P69	G10217	P275	G10272503	P127
G10111	P13	G10164101	P87	G10219	P199	G10272504	P127
G10111	P17	G10168	P135	G10219	P243	G10272601	P131
G10111	P19	G10168	P138	G10219	P249	G10272603	P131
G10111	P22	G10168	P141	G10227	P69	G10272701	P127
G10111	P23	G10168	P141	G10227	P87	G10277401	P127
G10111	P31	G10169	P103	G10228	P14	G10279	P229
G10111	P35	G10169501	P153	G10228	P65	G10291901	P220
G10111	P41	G10169501	P156	G10228	P135	G10292	P117
G10111	P43	G10169501	P212	G10228	P138	G10292601	P220
G10111	P44	G10169601	P193	G10228	P141	G10297	P229
G10111	P59	G10169601	P194	G10228	P141	G10300401	P176
G10111	P60	G10169701	P197	G10228	P141	G10300401	P177
G10111	P61	G10171	P48	G10229	P22	G10300401	P179
G10111	P65	G10171	P97	G10229	P33	G10300401	P179
G10111	P71	G10186003	P242	G10229	P49	G10300401	P181
G10111	P80	G10186004	P248	G10229	P60	G10300401	P181
G10111	P106	G10188101	P25	G10229	P183	G10300401	P181
G10111	P121	G10190101	P87	G10229	P219	G10300401	P277
G10111	P123	G10192201	P153	G10229	P221	G10300402	P128
G10111	P127	G10192201	P156	G10230	P4	G10300403	P176
G10111	P131	G10192201	P159	G10230	P29	G10300403	P177
G10111	P134	G10192401	P153	G10230	P30	G10301	P84
G10111	P138	G10192401	P153	G10230	P59	G10301	P106
G10111	P138	G10192401	P156	G10230	P103	G10301	P234
G10111	P222	G10192401	P159	G10230	P103	G10301401	P93
G10111	P225	G10197301	P220	G10230	P103	G10302202	P159
G10111	P227	G10197701	P220	G10230	P114	G10302503	P97
G10111	P242	G10200302	P160	G10231	P113	G10303	P110
G10111	P248	G10202501	P163	G10232	P159	G10305	P13
G10111	P275	G10203604	P174	G10232	P275	G10305	P19
				G10232	P277		

Numerical Index

M0322-02

Model 5670

Part No.	Page	Part No.	Page	Part No.	Page	Part No.	Page
G10305	P80	G10348	P84	G10396801	P156	G10435201	P160
G10305	P84	G10348601	P4	G10396801	P159	G10437901	P234
G10305	P106	G10348801	P58	G10397801	P4	G10437901	P235
G10305	P234	G10349601	P71	G10397801	P58	G10437901	P236
G10305701	P134	G10353101	P114	G10398701	P264	G10437901	P263
G10306	P275	G10361901	P15	G10398701	P265	G10439801	P213
G10306	P277	G10361901	P63	G10398801	P264	G10443	P59
G10306201	P194	G10362001	P14	G10398801	P265	G10448	P121
G10306301	P193	G10370101	P165	G10399401	P153	G10448	P123
G10307	P68	G10370401	P110	G10399401	P156	G10448	P131
G10307	P81	G10370401	P156	G10399401	P159	G10450	P135
G10308	P235	G10370401	P165	G10399501	P153	G10450	P138
G10308	P236	G10370402	P110	G10399501	P156	G10450	P275
G10310	P48	G10370402	P153	G10399501	P159	G10450	P277
G10310	P63	G10370402	P165	G10404	P110	G10450101	P84
G10310	P68	G10372901	P176	G10406601	P262	G10451	P15
G10310	P110	G10372901	P177	G10406601	P263	G10451	P63
G10310	P219	G10374	P81	G10406701	P225	G10451	P135
G10310	P242	G10374	P128	G10406701	P227	G10451	P138
G10310	P248	G10375201	P219	G10406701	P230	G10451301	P84
G10318901	P212	G10376301	P175	G10406701	P234	G10453201	P80
G10322501	P4	G10376401	P175	G10406701	P235	G10453901	P80
G10322501	P7	G10377301	P176	G10406701	P236	G10454001	P80
G10322501	P7	G10377301	P177	G10406701	P257	G10454601	P81
G10322501	P58	G10377301	P179	G10406701	P258	G10454701	P81
G10324	P184	G10377301	P181	G10406701	P262	G10454801	P161
G10325	P36	G10377801	P179	G10406701	P263	G10454901	P161
G10325	P80	G10378101	P179	G10406701	P283	G10456	P59
G10325	P101	G10378101	P181	G10406801	P229	G10457	P114
G10325	P110	G10378201	P179	G10406801	P230	G10460	P114
G10325	P114	G10378201	P181	G10406801	P242	G10460	P121
G10325	P121	G10378301	P179	G10406801	P248	G10460	P123
G10325	P123	G10378401	P179	G10406801	P250	G10460	P135
G10325	P127	G10378501	P179	G10406801	P253	G10460	P138
G10327701	P219	G10378501	P181	G10406801	P257	G10460	P283
G10328	P110	G10379201	P179	G10406801	P258	G10460301	P165
G10328	P183	G10379401	P117	G10406801	P259	G10460601	P175
G10330	P121	G10379401	P146	G10406801	P261	G10461001	P179
G10330	P123	G10379401	P179	G10406801	P264	G10462201	P159
G10330	P131	G10384501	P117	G10406801	P265	G10463301	P6
G10334801	P7	G10384501	P127	G10406801	P266	G10463501	P159
G10334901	P7	G10384501	P283	G10406801	P267	G10463601	P159
G10335001	P7	G10386801	P127	G10406801	P273	G10463701	P159
G10335101	P7	G10392101	P58	G10418	P121	G10464101	P234
G10335201	P7	G10392301	P58	G10418	P123	G10464101	P257
G10335501	P4	G10396601	P153	G10418	P131	G10464101	P258
G10335501	P58	G10396601	P156	G10418802	P59	G10466101	P257
G10336	P110	G10396601	P159	G10427101	P33	G10466101	P258
G10343301	P110	G10396701	P153	G10434301	P271	G10467701	P14
G10343401	P110	G10396701	P156	G10434501	P264	G10468301	P191
G10346501	P167	G10396701	P159	G10434501	P265	G10471	P121
G10346601	P167	G10396801	P153	G10434901	P159	G10471	P123

Part No.	Page	Part No.	Page	Part No.	Page	Part No.	Page
G10471	P127	G10502901	P184	G10533601	P127	G10555001	P156
G10473901	P230	G10503	P33	G10536801	P225	G10555001	P160
G10473901	P234	G10503	P68	G10536901	P225	G10556101	P242
G10473901	P235	G10503	P110	G10536901	P227	G10556101	P248
G10473901	P236	G10503	P123	G10538401	P6	G10556201	P269
G10473901	P283	G10503	P135	G10538601	P5	G10557301	P117
G10475	P11	G10503	P138	G10538601	P58	G10557301	P118
G10475701	P1	G10505701	P153	G10538701	P5	G10557401	P117
G10477101	P213	G10505701	P156	G10538701	P58	G10557401	P118
G10477201	P213	G10505701	P159	G10539301	P117	G10560	P135
G10483101	P11	G10506101	P22	G10539801	P117	G10560	P138
G10483101	P12	G10506101	P60	G10539802	P117	G10562901	P121
G10483201	P11	G10506401	P20	G10539803	P117	G10562901	P123
G10483401	P11	G10506401	P266	G10539804	P117	G10563501	P127
G10483901	P165	G10506401	P267	G10543	P134	G10563601	P127
G10485	P229	G10508601	P282	G10543	P137	G10564301	P68
G10485001	P127	G10509901	P134	G10543301	P110	G10565101	P117
G10485002	P127	G10510201	P230	G10543501	P110	G10566201	P111
G10485003	P127	G10510201	P259	G10543601	P167	G10566301	P17
G10485101	P127	G10510201	P261	G10544	P141	G10566601	P80
G10486401	P127	G10510601	P212	G10547101	P121	G10566701	P80
G10486402	P127	G10510701	P213	G10547101	P123	G10567901	P4
G10486403	P127	G10511601	P243	G10547201	P110	G10567901	P58
G10486404	P127	G10511601	P248	G10547201	P123	G10570601	P160
G10486701	P127	G10513001	P271	G10548201	P121	G10578401	P35
G10487001	P127	G10513101	P271	G10548201	P123	G10578401	P65
G10487101	P127	G10514101	P269	G10548301	P110	G10578501	P41
G10487102	P127	G10522401	P134	G10548301	P123	G10578601	P41
G10487103	P127	G10522401	P137	G10548401	P68	G10578701	P43
G10487104	P127	G10522401	P184	G10548401	P81	G10578801	P41
G10487201	P127	G10522401	P185	G10549101	P128	G10578801	P43
G10487202	P134	G10522501	P254	G10552301	P153	G10578901	P43
G10488201	P127	G10522601	P134	G10552301	P156	G10579001	P21
G10488902	P101	G10522701	P134	G10552301	P160	G10579001	P41
G10492701	P160	G10523801	P15	G10552401	P153	G10579101	P41
G10494201	P11	G10523801	P63	G10552401	P156	G10581	P117
G10495101	P93	G10523901	P22	G10552401	P160	G10584301	P291
G10498101	P80	G10523901	P23	G10552501	P154	G10584701	P212
G10498401	P117	G10524201	P137	G10552501	P157	G10585	P127
G10498402	P117	G10524501	P137	G10552601	P146	G10585	P138
G10498403	P117	G10528401	P137	G10552601	P150	G10585601	P80
G10498404	P117	G10528401	P150	G10552701	P146	G10585701	P68
G10498501	P117	G10528401	P185	G10552701	P150	G10586001	P68
G10499201	P117	G10528501	P185	G10553201	P154	G10586401	P17
G10499301	P117	G10528701	P185	G10553201	P157	G10590501	P269
G10499302	P117	G10529	P97	G10553301	P146	G10596801	P167
G10499303	P117	G10529001	P137	G10553301	P150	G10596901	P167
G10499303	P117	G10529201	P137	G10553401	P146	G10597101	P110
G10500101	P134	G10529801	P137	G10553401	P150	G10597101	P146
G10500201	P135	G10531	P51	G10554501	P154	G10597101	P150
G10501001	P117	G10532101	P242	G10554501	P157	G10597101	P167
G10501101	P110	G10532101	P248	G10555001	P153	G10597901	P181

Numerical Index

M0322-02

Model 5670

Part No.	Page	Part No.	Page	Part No.	Page	Part No.	Page
G10598001	P181	G10609014	P280	G10631901	P263	G10670	P48
G10598101	P181	G10609022	P279	G10632101	P266	G10671	P115
G10598301	P117	G10609201	P41	G10632101	P267	G10673	P229
G10598301	P150	G10611001	P269	G10633801	P121	G10674	P229
G10598301	P181	G10612301	P282	G10633801	P123	G10676	P73
G10598401	P117	G10613501	P235	G10635001	P4	G10676	P235
G10599	P45	G10613501	P236	G10635001	P22	G10676	P236
G10599	P68	G10614301	P11	G10635001	P23	G10676	P257
G10599	P80	G10615003	P280	G10635001	P58	G10676	P258
G10599	P84	G10615101	P219	G10635001	P60	G10676	P259
G10599	P106	G10615801	P124	G10635001	P61	G10676	P261
G10599	P110	G10615801	P131	G10635101	P22	G10681	P71
G10599	P242	G10616610	P243	G10635101	P60	G10681	P80
G10599	P249	G10616610	P249	G10636	P31	G10681	P159
G10599201	P181	G10616611	P225	G10636	P121	G10684401	P242
G10599901	P181	G10616611	P227	G10636	P123	G10684401	P248
G10600001	P181	G10616618	P234	G10636	P131	G10689	P106
G10600301	P181	G10616618	P283	G10636801	P259	G10689101	P137
G10600701	P213	G10616708	P242	G10636801	P261	G10689102	P137
G10603201	P176	G10616709	P234	G10638	P27	G10689501	P137
G10603601	P4	G10616714	P249	G10640	P124	G10689502	P137
G10603601	P58	G10616717	P283	G10640	P128	G10693801	P124
G10604301	P163	G10616718	P283	G10640	P165	G10694601	P113
G10605801	P21	G10616719	P283	G10640	P175	G10696301	P138
G10605901	P38	G10617201	P175	G10640	P275	G10699801	P177
G10606001	P154	G10617301	P175	G10640	P283	G10700501	P134
G10606001	P157	G10618301	P229	G10643901	P58	G10700502	P134
G10606201	P46	G10618301	P266	G10645601	P8	G10701201	P1
G10606301	P13	G10618301	P267	G10645701	P8	G10701301	P8
G10606301	P21	G10620	P48	G10646201	P73	G10701401	P8
G10606301	P35	G10620	P71	G10646301	P4	G10701401	P52
G10606401	P41	G10621	P48	G10646301	P58	G10703501	P4
G10606501	P41	G10621	P87	G10646401	P4	G10703601	P4
G10606502	P41	G10621	P101	G10646401	P58	G10703701	P58
G10606801	P242	G10621	P217	G10646501	P4	G10703801	P58
G10606801	P248	G10622	P5	G10646501	P58	G10703901	P58
G10606801	P273	G10622	P27	G10646601	P1	G10704001	P23
G10607301	P68	G10622	P59	G10646601	P55	G10704001	P61
G10607401	P84	G10622	P229	G10649301	P37	G10704101	P22
G10607501	P84	G10623	P225	G10649401	P46	G10704101	P60
G10607601	P84	G10623	P227	G10652801	P33	G10704201	P22
G10608001	P68	G10629301	P181	G10652901	P33	G10704201	P60
G10608001	P81	G10629701	P259	G10657901	P13	G10704302	P6
G10608101	P68	G10629701	P261	G10657901	P19	G10704402	P6
G10608101	P80	G10629801	P259	G10657901	P266	G10704501	P138
G10608201	P68	G10629801	P261	G10658001	P21	G10710601	P1
G10608201	P80	G10629901	P259	G10658201	P59	G10710601	P55
G10608701	P253	G10629901	P261	G10658301	P59	G10716	P117
G10609001	P21	G10631001	P58	G10658801	P285	G10720001	P5
G10609007	P280	G10631401	P167	G10659001	P4	G10720101	P5
G10609009	P259	G10631801	P269	G10665001	P11	G10720201	P1
G10609009	P261	G10631901	P262	G10665101	P11	G10720201	P55

Part No.	Page	Part No.	Page	Part No.	Page	Part No.	Page
G10722	P141	G10778201	P43	G10792301	P38	G10827701	P269
G10724101	P280	G10778301	P43	G10792401	P37	G10829	P213
G10724201	P280	G10778401	P41	G10792501	P37	G10829101	P229
G10725	P141	G10779	P134	G10792601	P37	G10829101	P230
G10727	P229	G10779	P137	G10792701	P38	G10829101	P234
G10729601	P262	G10779	P167	G10792801	P37	G10829101	P235
G10729601	P263	G10779	P277	G10792901	P21	G10829101	P236
G10730	P222	G10779301	P262	G10792901	P38	G10829101	P242
G10740	P229	G10779301	P282	G10793001	P41	G10829101	P248
G10745301	P22	G10779501	P14	G10793101	P43	G10829101	P250
G10745301	P23	G10779601	P14	G10793201	P41	G10829101	P253
G10745301	P59	G10779701	P229	G10793201	P43	G10829101	P257
G10753	P68	G10779701	P253	G10793301	P43	G10829101	P258
G10761401	P169	G10779801	P229	G10793401	P43	G10829101	P259
G10761401	P171	G10779801	P257	G10797801	P253	G10829101	P261
G10764	P106	G10779801	P258	G10797801	P257	G10829101	P273
G10764001	P271	G10779801	P266	G10797801	P258	G10829101	P283
G10764101	P271	G10779801	P267	G10797801	P264	G10829307	P21
G10765	P33	G10779901	P229	G10802601	P48	G10829407	P21
G10765	P114	G10779901	P242	G10803401	P17	G10829507	P21
G10767501	P113	G10779901	P248	G10804001	P254	G10832301	P256
G10767501	P150	G10779901	P253	G10804002	P254	G10832401	P256
G10767501	P183	G10779901	P259	G10804003	P254	G10832701	P256
G10767502	P113	G10779901	P261	G10804004	P254	G10833001	P253
G10767502	P146	G10779901	P264	G10804005	P254	G10833001	P255
G10767502	P183	G10779901	P265	G10806201	P19	G10833101	P256
G10768901	P291	G10779901	P266	G10806901	P236	G10837101	P287
G10770	P186	G10779901	P267	G10806901	P287	G10837102	P287
G10770201	P177	G10780101	P225	G10813601	P13	G10837103	P287
G10770401	P253	G10780101	P227	G10814401	P269	G10837104	P287
G10771701	P256	G10780101	P253	G10815901	P6	G10837105	P287
G10772302	P255	G10780201	P242	G10816001	P13	G10837106	P287
G10772501	P256	G10780201	P248	G10819201	P137	G10837107	P287
G10772601	P256	G10780201	P253	G10819501	P134	G10837108	P287
G10773002	P255	G10780201	P273	G10819601	P137	G10837201	P176
G10773101	P254	G10780301	P163	G10819602	P137	G10837501	P196
G10773801	P253	G10780301	P188	G10819701	P134	G10837901	P146
G10774601	P177	G10780301	P196	G10822601	P13	G10839301	P169
G10776	P242	G10780701	P4	G10822601	P287	G10839401	P183
G10776401	P46	G10780801	P5	G10822701	P19	G10840304	P243
G10776501	P46	G10780801	P58	G10822701	P286	G10840304	P249
G10776601	P46	G10784101	P283	G10822801	P19	G10840305	P249
G10776701	P46	G10787801	P65	G10822801	P286	G10840901	P256
G10776801	P21	G10789701	P15	G10825001	P124	G10841701	P172
G10776801	P38	G10789701	P63	G10825401	P176	G10843101	P177
G10776901	P46	G10791801	P41	G10825501	P176	G10843701	P127
G10777001	P46	G10791901	P41	G10825801	P176	G10843701	P150
G10777101	P46	G10792001	P41	G10826001	P127	G10843701	P177
G10777201	P46	G10792101	P41	G10826001	P146	G10844	P135
G10777301	P46	G10792201	P37	G10826001	P176	G10844	P138
G10777401	P46	G10792201	P38	G10826701	P146	G10844	P141
G10777701	P46	G10792301	P37	G10826701	P172	G10846901	P5

Numerical Index

M0322-02

Model 5670

Part No.	Page	Part No.	Page	Part No.	Page	Part No.	Page
G10846901	P58	G10887201	P248	G10901601	P127	G10911701	P4
G10847001	P5	G10887901	P161	G10901701	P117	G10912001	P225
G10847001	P58	G10888001	P161	G10901702	P117	G10912001	P227
G10848501	P171	G10888101	P161	G10901703	P117	G10912101	P225
G10848601	P171	G10889501	P106	G10901704	P117	G10912101	P227
G10849101	P150	G10889801	P114	G10901801	P117	G10912201	P243
G10849101	P173	G10890301	P114	G10901901	P273	G10913	P124
G10849301	P150	G10890801	P114	G10902701	P121	G10913101	P225
G10855001	P113	G10890901	P114	G10902701	P123	G10913201	P249
G10855002	P113	G10891001	P114	G10902801	P110	G10913301	P248
G10856501	P229	G10891401	P261	G10902901	P71	G10913401	P225
G10857	P80	G10891501	P114	G10903001	P253	G10913501	P117
G10857	P222	G10891801	P114	G10903002	P253	G10914801	P84
G10859801	P131	G10892101	P114	G10903301	P225	G10915001	P5
G10859803	P131	G10892102	P114	G10903301	P227	G10915001	P58
G10860001	P173	G10892103	P114	G10903501	P68	G10915101	P4
G10860601	P259	G10892104	P114	G10903501	P110	G10915101	P58
G10860801	P131	G10892105	P114	G10904	P27	G10915201	P242
G10861001	P131	G10892501	P258	G10904501	P234	G10915201	P248
G10862	P135	G10893101	P52	G10904501	P283	G10915601	P84
G10862101	P225	G10893201	P52	G10904601	P227	G10917001	P257
G10862201	P225	G10893501	P52	G10904601	P234	G10917301	P4
G10862401	P235	G10893701	P52	G10904601	P243	G10917401	P4
G10862501	P234	G10893801	P52	G10904601	P249	G10917501	P4
G10866401	P236	G10893901	P52	G10904601	P283	G10917601	P110
G10869901	P113	G10894001	P225	G10904701	P267	G10917701	P110
G10869902	P113	G10894001	P227	G10905101	P80	G10917801	P111
G10871	P275	G10894301	P114	G10905201	P80	G10917901	P110
G10874	P138	G10894401	P110	G10906001	P80	G10918001	P111
G10874	P222	G10894501	P253	G10907201	P80	G10918101	P110
G10878701	P117	G10894601	P253	G10907301	P80	G10918201	P111
G10878801	P117	G10895301	P106	G10907801	P81	G10918301	P110
G10879101	P253	G10895401	P106	G10908201	P84	G10918601	P110
G10879401	P121	G10895501	P106	G10908301	P84	G10918701	P199
G10879401	P123	G10895601	P106	G10908501	P84	G10918801	P199
G10879402	P121	G10896301	P106	G10909301	P84	G10919401	P199
G10879402	P123	G10896401	P106	G10909401	P84	G10919701	P235
G10879501	P253	G10896501	P106	G10909501	P84	G10919701	P287
G10879601	P242	G10896601	P106	G10909601	P81	G10920001	P68
G10879601	P248	G10896701	P106	G10909801	P80	G10920401	P68
G10882601	P121	G10896801	P106	G10909901	P80	G10921601	P53
G10882602	P121	G10897501	P106	G10910001	P121	G10921701	P53
G10882701	P123	G10898	P81	G10910001	P123	G10922001	P242
G10882702	P123	G10899801	P132	G10910001	P131	G10922001	P248
G10883101	P110	G10899901	P132	G10910101	P131	G10922001	P250
G10883601	P253	G10901	P71	G10910301	P230	G10922301	P249
G10884301	P242	G10901	P80	G10910401	P161	G10922401	P227
G10884501	P123	G10901	P106	G10910501	P225	G10922401	P243
G10884601	P253	G10901	P229	G10910501	P227	G10922401	P249
G10884701	P253	G10901301	P31	G10910601	P225	G10922501	P249
G10885802	P4	G10901401	P6	G10910601	P227	G10922601	P264
G10887201	P242	G10901501	P6	G10910801	P250	G10922601	P265

Part No.	Page	Part No.	Page	Part No.	Page	Part No.	Page
G10924201	P5	G10949401	P8	G10963001	P256	G10983301	P11
G10924201	P58	G10949501	P8	G10963201	P1	G10983402	P15
G10925301	P84	G10949601	P184	G10963201	P55	G10983402	P63
G10925301	P93	G10950	P27	G10963901	P282	G10983402	P187
G10925501	P163	G10950501	P11	G10964301	P45	G10985901	P4
G10925601	P5	G10950601	P11	G10964901	P44	G10985901	P58
G10925601	P58	G10950801	P93	G10965101	P36	G10986	P5
G10925801	P234	G10950901	P93	G10965301	P35	G10986	P59
G10925801	P283	G10952001	P234	G10965301	P65	G10988	P52
G10928	P160	G10952201	P234	G10965701	P282	G10988	P87
G10930801	P58	G10952301	P234	G10966	P48	G10989601	P80
G10930901	P58	G10952401	P234	G10968201	P282	G10990	P183
G10931	P101	G10952501	P1	G10968501	P282	G10990901	P59
G10931001	P58	G10952501	P55	G10968701	P283	G10991	P71
G10931101	P58	G10953001	P279	G10968801	P283	G10991	P199
G10932001	P127	G10953501	P279	G10968901	P234	G10991	P243
G10932601	P59	G10954	P213	G10969	P184	G10991	P249
G10933001	P229	G10954101	P277	G10969301	P63	G10991	P275
G10936101	P11	G10955001	P277	G10972	P183	G10991	P277
G10936301	P93	G10955201	P277	G10972301	P5	G10991401	P242
G10937501	P283	G10956101	P277	G10972301	P58	G10991401	P248
G10937901	P6	G10956301	P277	G10972901	P36	G10991601	P242
G10938601	P13	G10957001	P25	G10972901	P287	G10991601	P249
G10938601	P19	G10957001	P35	G10973501	P188	G10991701	P225
G10938701	P13	G10957101	P25	G10973901	P93	G10991701	P227
G10938701	P19	G10957101	P35	G10974	P33	G10992	P213
G10939	P117	G10957201	P25	G10975601	P271	G10992501	P243
G10939	P128	G10957201	P35	G10975801	P271	G10992501	P249
G10939201	P8	G10957301	P4	G10975901	P271	G10993001	P121
G10939301	P283	G10957301	P58	G10976001	P271	G10993001	P123
G10939401	P59	G10957401	P6	G10976101	P271	G10993001	P131
G10939901	P191	G10958401	P257	G10976201	P271	G10993101	P121
G10940501	P181	G10958401	P258	G10976301	P271	G10993101	P123
G10940601	P179	G10958801	P11	G10976401	P271	G10993101	P131
G10940701	P179	G10959901	P135	G10976501	P271	G10995601	P121
G10940701	P181	G10960001	P279	G10976601	P271	G10995601	P123
G10941101	P195	G10960101	P279	G10976701	P271	G10995601	P131
G10942701	P229	G10960201	P279	G10976801	P271	G10995801	P123
G10943	P159	G10960301	P279	G10976901	P271	G10995801	P121
G10943101	P254	G10960401	P243	G10977001	P271	G10996701	P132
G10943201	P254	G10960401	P248	G10977101	P271	G10996801	P132
G10944501	P279	G10960501	P279	G10977201	P271	G10997201	P106
G10944501	P280	G10960601	P279	G10977301	P271	G10997801	P5
G10944901	P248	G10960701	P243	G10977401	P271	G10998001	P124
G10945001	P195	G10960701	P249	G10978801	P80	G10998101	P121
G10946701	P101	G10960801	P243	G10979601	P48	G10998101	P123
G10947801	P248	G10960801	P249	G10979901	P48	G10998101	P124
G10948	P185	G10961	P97	G10981501	P257	G10998101	P131
G10948901	P8	G10962002	P8	G10981501	P258	G10998102	P124
G10949	P27	G10962101	P8	G10981901	P271	G10998102	P131
G10949101	P8	G10962501	P135	G10983101	P11	G10998301	P59
G10949301	P8	G10962501	P138	G10983201	P11	G11000801	P15

Numerical Index

M0322-02

Model 5670

Part No.	Page	Part No.	Page	Part No.	Page	Part No.	Page
G1100801	P63	G11052201	P106	G11124	P220	G11320	P174
G11001301	P106	G11053001	P176	G11135	P111	G11320	P179
G11001501	P243	G11053101	P177	G11147	P71	G11320	P181
G11001501	P249	G11059601	P243	G11152X	P11	G11320	P222
G11005501	P15	G11059601	P249	G11153X	P11	G11320	P242
G11005501	P63	G11059701	P243	G11154X	P11	G11320	P248
G11005801	P243	G11059701	P249	G11165	P225	G1132469	P243
G11005801	P249	G11061301	P12	G11165	P227	G1132469	P249
G11007001	P23	G11061401	P229	G11165	P230	G11328	P81
G11007001	P61	G11063101	P52	G11166	P106	G11328	P93
G11007601	P222	G11063102	P52	G11172	P11	G11328	P106
G11007801	P222	G11065	P101	G11180	P137	G11328	P128
G11008001	P222	G11065901	P71	G11182	P97	G11328	P174
G11008101	P222	G11066501	P175	G11182	P106	G11328	P179
G11008201	P243	G11066601	P127	G11188	P110	G11328	P181
G11008201	P249	G11066601	P146	G11202	P48	G11332X	P11
G11008301	P219	G11066601	P150	G11202	P51	G11339	P199
G11008401	P229	G11066601	P175	G11202	P213	G11356	P5
G11009201	P71	G11067	P213	G11203	P259	G11356	P27
G11010401	P106	G11080701	P243	G11203	P261	G11356	P59
G11010501	P128	G11080701	P249	G11204	P14	G11360	P84
G11010601	P128	G11081501	P243	G11204	P59	G11367	P71
G11010801	P80	G11081501	P249	G11206	P27	G11367	P80
G11010901	P81	G11084301	P65	G11209	P48	G11382	P27
G11011001	P117	G11084401	P106	G11215	P71	G11385	P13
G11012501	P134	G11089	P179	G11223	P103	G11385	P15
G11012601	P184	G11091	P71	G11230	P114	G11385	P17
G11012701	P134	G11091	P80	G11242	P243	G11385	P19
G11012701	P146	G11091	P84	G11242	P249	G11385	P27
G11012701	P184	G11091	P106	G11249	P97	G11385	P63
G11014001	P118	G11091	P127	G11254	P131	G11385	P80
G11014101	P118	G11091	P235	G11261	P69	G11385	P106
G11014101	P118	G11091	P236	G11261	P114	G11385	P134
G11014701	P229	G11094	P128	G11271	P44	G11385	P137
G11021	P176	G11105001	P69	G11271	P45	G11385	P159
G11021	P177	G11105001	P87	G11276	P106	G11385	P219
G11023101	P134	G11105001	P213	G11277	P172	G11385	P222
G11023101	P137	G11105X	P11	G11277	P173	G11385	P234
G11027601	P161	G11106	P217	G11281	P49	G11385	P242
G11042X	P11	G11106X	P11	G11284	P101	G11385	P248
G11043	P121	G11107X	P11	G11289	P117	G11385	P250
G11043	P123	G11111	P23	G11289	P127	G11385	P257
G11044101	P106	G11111	P61	G11290	P113	G11385	P258
G11045301	P68	G11115301	P217	G11314	P127	G11385	P259
G11045601	P68	G11115501	P181	G11320	P68	G11385	P261
G11047X	P11	G11115601	P179	G11320	P81	G11385	P273
G11048X	P11	G11123	P5	G11320	P93	G11385	P279
G11050701	P262	G11123	P69	G11320	P106	G11385	P283
G11050701	P263	G11123	P213	G11320	P110	G11386	P7
G11051301	P283	G11123301	P114	G11320	P128	G11386	P36
G11051601	P117	G11124	P87	G11320	P172	G11386	P48
G11052101	P127	G11124	P213	G11320	P173	G11386	P97

Part No.	Page	Part No.	Page	Part No.	Page	Part No.	Page
G11386	P106	G11389	P43	G11397	P283	G11468	P235
G11386	P110	G11389	P44	G11401	P101	G11468	P236
G11386	P128	G11389	P45	G11408	P48	G11468	P257
G11386	P131	G11389	P59	G11409	P87	G11468	P258
G11386	P132	G11389	P60	G11409	P213	G11468	P262
G11386	P159	G11389	P61	G11415	P41	G11468	P263
G11386	P275	G11389	P63	G11415	P43	G11468	P283
G11386	P277	G11389	P65	G11415	P59	G11472	P213
G11386	P279	G11389	P71	G11418	P141	G11480	P41
G11387	P5	G11389	P80	G11418	P213	G11480	P71
G11387	P13	G11389	P117	G11419	P22	G11494	P235
G11387	P17	G11389	P127	G11419	P23	G11494	P236
G11387	P19	G11389	P225	G11419	P60	G11497	P225
G11387	P27	G11389	P227	G11419	P61	G11497	P227
G11387	P36	G11389	P242	G11420X	P1	G11497	P262
G11387	P45	G11389	P248	G11445	P51	G11497	P263
G11387	P48	G11389	P275	G11447	P51	G11502X	P55
G11387	P68	G11389	P277	G11448	P11	G11508	P230
G11387	P71	G11389	P279	G11455	P230	G11508	P234
G11387	P80	G11389	P283	G11458	P229	G11508	P262
G11387	P84	G11391	P4	G11458	P230	G11508	P263
G11387	P106	G11391	P5	G11458	P242	G11508	P283
G11387	P111	G11391	P5	G11458	P249	G11510	P135
G11387	P128	G11391	P14	G11458	P250	G11517	P11
G11387	P135	G11391	P15	G11458	P257	G11528	P97
G11387	P138	G11391	P29	G11458	P258	G11528	P213
G11387	P179	G11391	P30	G11458	P259	G11534	P117
G11387	P181	G11391	P59	G11458	P261	G11534	P134
G11387	P220	G11391	P63	G11458	P265	G11534	P138
G11387	P225	G11391	P80	G11458	P266	G11539	P4
G11387	P227	G11391	P84	G11458	P267	G11539	P41
G11387	P230	G11391	P103	G11465	P4	G11539	P43
G11387	P234	G11391	P106	G11465	P59	G11539	P59
G11387	P242	G11391	P114	G11467	P229	G11539	P153
G11387	P248	G11391	P115	G11467	P230	G11539	P156
G11387	P257	G11391	P117	G11467	P242	G11539	P159
G11387	P258	G11391	P135	G11467	P248	G11539	P159
G11387	P259	G11391	P135	G11467	P250	G11553	P121
G11387	P261	G11391	P141	G11467	P253	G11553	P123
G11387	P275	G11391	P222	G11467	P257	G11553	P134
G11387	P277	G11391	P229	G11467	P258	G11553	P137
G11387	P283	G11391	P249	G11467	P259	G11556	P12
G11389	P4	G11391	P275	G11467	P261	G11569	P229
G11389	P13	G11391	P277	G11467	P264	G11572	P110
G11389	P15	G11391	P279	G11467	P265	G11578	P11
G11389	P17	G11392	P33	G11467	P266	G11588	P11
G11389	P19	G11392	P84	G11467	P267	G11588	P213
G11389	P22	G11392	P117	G11467	P273	G11590	P229
G11389	P23	G11396	P113	G11468	P225	G11603	P110
G11389	P33	G11396	P121	G11468	P227	G11603	P121
G11389	P35	G11396	P123	G11468	P230	G11603	P123
G11389	P41	G11396	P283	G11468	P234	G11618	P11

Numerical Index

M0322-02

Model 5670

Part No.	Page	Part No.	Page	Part No.	Page	Part No.	Page
G11619	P12	G3801-04-04	P161	G6408-H06-O	P193	G7100-384	P293
G11646	P4	G3801-16-20	P161	G6408-H08-0	P163	G7100-385	P293
G11646	P15	G4200-14	P225	G6408-H10-0	P163	G7100-386	P293
G11646	P59	G4200-14	P243	G6500-08	P242	G7100-387	P293
G11646	P63	G4200-17	P259	G6500-08	P248	G7100-389	P286
G11657	P134	G4200-22	P273	G6500-10	P213	G7100-392	P293
G11657	P137	G4200-24	P234	G6602-08	P25	G7100-393	P294
G11685	P135	G4200-24	P283	G6602-08	P35	G7100-397	P135
G11687	P51	G4200-30	P261	G6801-04-04	P163	G7100-397	P138
G11693	P11	G4200-35	P227	G6801-04-04	P176	G7100-397	P285
G11778	P160	G4200-35	P249	G6801-04-04	P177	G7100-400	P294
G11835	P127	G4425-04	P283	G6801-04-06	P46	G7100-484	P294
G11848	P87	G4602-32	P229	G6801-06	P69	G7100-498	P294
G11848	P97	G4916-20	P256	G6801-06	P87	G7100-557	P222
G11857	P121	G6400-06	P167	G6801-06	P163	G7100-557	P293
G11857	P123	G6400-06	P179	G6801-06	P175	G7100-558	P293
G11857	P131	G6400-06	P181	G6801-06	P213	G7100-559	P222
G11862	P30	G6400-06	P188	G6801-06	P242	G7100-559	P293
G11874	P115	G6400-06	P191	G6801-06	P248	G7100-572	P289
G11907	P185	G6400-06	P192	G6801-06-04	P15	G7100-573	P289
G11921	P71	G6400-08	P191	G6801-06-04	P63	G7100-636	P213
G11961	P5	G6400-08	P193	G6801-06-04	P195	G7100-636	P286
G11961	P8	G6400-08	P194	G6801-06-08	P159	G9978X	P115
G11961	P52	G6400-08	P196	G6801-06-08	P194	GA0245	P141
G11961	P59	G6400-08-04	P183	G6801-08	P46	GA0257	P141
G11965	P11	G6400-08-06	P242	G6801-08	P87	GA10799	P71
G11967	P69	G6400-08-06	P248	G6801-08	P163	GA11079	P103
G11976	P4	G6400-10	P87	G6801-08	P197	GA11982	P14
G11976	P59	G6400-10	P163	G6801-10	P46	GA11982	P65
G11995	P160	G6400-10	P188	G6801-10	P213	GA12108	P275
G12002-35	P269	G6400-10	P191	G6801-32-24	P161	GA12108	P277
G12003-20	P159	G6400-10	P196	G6801-L-10	P69	GA12163	P103
G12003-20	P259	G6400-10-08	P163	G6801-L-10	P87	GA12164	P103
G12003-20	P261	G6400-10-12	P163	G6801-LLL-06-06	P163	GA12265	P113
G12068	P269	G6400-12	P188	G6802-06-06	P198	GA12403	P101
G12081	P259	G6400-12-10	P163	G6804-06	P191	GA13204	P132
G12081	P261	G6400-L-06	P188	G6804-06-04-06	P195	GA13512	P25
G12083	P259	G6400-L-06	P191	G6815-06-04	P196	GA13512	P35
G12083	P261	G6408-04	P184	G7100-110	P135	GA13587	P279
G12222-35	P269	G6408-06	P159	G7100-110	P138	GA13665	P103
G1K795	P143	G6408-06	P188	G7100-110	P290	GA13673	P103
G2404-08-08	P25	G6408-08	P159	G7100-111	P290	GA13768	P106
G2404-08-08	P35	G6408-08	P184	G7100-116	P283	GA13783	P103
G2700-08	P183	G6408-08	P185	G7100-116	P290	GA13935	P183
G304-C-8	P17	G6408-08	P183	G7100-277	P290	GA13939	P183
G304-C-8	P25	G6408-08	P186	G7100-352	P293	GA14041	P97
G304-C-8	P183	G6408-10	P176	G7100-36	P285	GA14127	P27
G306-08	P183	G6408-H04-0	P163	G7100-370	P293	GA14135	P101
G3302-04	P135	G6408-H04-0	P193	G7100-376	P286	GA14162	P282
G3302-16	P138	G6408-H04-0	P194	G7100-381	P48	GA14167	P282
G3324-01	P115	G6408-H06-0	P163	G7100-381	P286	GA14572	P87
G3800-06-08	P161	G6408-H06-0	P194	G7100-382	P293	GA14804	P20

Part No.	Page	Part No.	Page	Part No.	Page	Part No.	Page
GA14804	P266	GA20697	P179	GA25857	P17	GA6171	P30
GA14804	P267	GA20697	P181	GA25857	P154	GA6434	P29
GA14813	P264	GA20711	P11	GA25857	P157	GA6597	P29
GA14813	P267	GA20732	P254	GA25949	P5	GA6966	P275
GA15151	P141	GA20901	P1	GA25949	P58	GA6966	P277
GA15422	P106	GA20901	P55	GA25949	P199	GA7022	P114
GA15473	P51	GA21064	P179	GA25949	P243	GA7096	P127
GA15485	P5	GA21064	P181	GA25949	P249	GA7434	P121
GA15485	P58	GA21064	P191	GA25950	P199	GA7434	P123
GA15499	P143	GA21064	P192	GA25982	P196	GA7434	P131
GA16701	P11	GA21066	P179	GA25993	P213	GA8072	P135
GA17118	P254	GA21066	P181	GA26005	P196	GA8603	P31
GA17119	P254	GA21066	P191	GA26104	P93	GA8603	P275
GA17454	P49	GA21066	P192	GA26173	P199	GA8603	P277
GA17623	P27	GA21143	P217	GA26374	P217	GA8641	P31
GA17660	P5	GA21209	P138	GA26539	P1	GA8859	P183
GA17775	P49	GA21405	P20	GA26539	P55	GA8979	P183
GA17994	P27	GA21405	P25	GA2660	P225	GA9105	P279
GA18211	P27	GA21405	P35	GA2660	P227	GA9145	P135
GA18212	P27	GA21406	P71	GA2660	P283	GA9145	P138
GA18353	P81	GA21456	P243	GA26683	P213	GA9205	P114
GA18353	P106	GA21456	P249	GA26684	P213	GA9205	P146
GA18353	P128	GA21510	P69	GA26685	P213	GA9205	P150
GA18353	P174	GA21845	P235	GA26687	P213	GA9205	P186
GA18353	P179	GA21845	P236	GA26688	P213	GA9433	P275
GA18353	P181	GA22522	P48	GA26876	P141	GA9437	P275
GA18482	P27	GA22554-20	P219	GA26909	P135	GA9437	P277
GA18485	P135	GA22554-36	P219	GA26909	P141	GB0218	P14
GA18485	P138	GA22554-360	P219	GA26920	P4	GB0218	P106
GA18486	P221	GA22585	P199	GA26920	P58	GB0218	P114
GA18720	P262	GA24281	P217	GA26926	P213	GB0230	P114
GA18720	P263	GA24284	P217	GA26958	P30	GB0234	P114
GA18814	P51	GA24285	P217	GA26989	P11	GB0239	P22
GA18884	P138	GA24364	P51	GA27038	P33	GB0239	P23
GA18992	P188	GA24473	P165	GA27146	P15	GB0239	P60
GA19115	P11	GA24676	P11	GA27146	P59	GB0239	P61
GA19161	P254	GA24754	P135	GA27146	P63	GB0254	P23
GA19162	P254	GA24852	P192	GA27161	P93	GB0254	P61
GA19163	P254	GA24869-28	P243	GA27164	P93	GB0265	P4
GA19164	P254	GA24869-28	P249	GA27164	P97	GB0265	P58
GA19165	P254	GA25023	P213	GA27230-134	P153	GB0266	P4
GA19166	P254	GA25254	P46	GA27240-15	P128	GB0266	P58
GA19301	P212	GA25254	P163	GA3407	P191	GB0285	P14
GA2014	P33	GA25388	P87	GA3413	P192	GB0285	P59
GA20252	P196	GA25389	P196	GA4722	P124	GB0285	P65
GA20370	P20	GA25390	P196	GA4723	P124	GB0296	P275
GA20412	P243	GA25399-36	P217	GA4995	P106	GB0309	P222
GA20412	P254	GA25403	P196	GA5654	P33	GB0323	P275
GA20412	P273	GA25404	P196	GA5853	P141	GB0323	P277
GA20413	P249	GA25427	P71	GA6171	P7	GB0383	P33
GA20413	P273	GA25437	P217	GA6171	P29	GB0387	P33
GA20642	P229	GA25441	P71	GA6171	P29	GB0397	P14

Numerical Index

M0322-02

Model 5670

Part No.	Page	Part No.	Page	Part No.	Page	Part No.	Page
GB0397	P22	GB1224	P58	GD12137	P179	GD18010	P21
GB0397	P60	GB1224	P58	GD12139	P186	GD18081	P20
GB0397	P65	GB1231	P11	GD12148	P179	GD1862	P229
GB0400	P275	GB1237	P11	GD12212	P184	GD18643	P131
GB0409	P277	GB1247	P8	GD12242	P179	GD18676	P124
GB0425	P88	GB1313	P73	GD12243	P179	GD18796	P21
GB0425	P89	GD0453-02	P135	GD12263	P179	GD18828	P135
GB0425	P90	GD0453-03	P138	GD12263	P181	GD18828	P138
GB0425	P91	GD0453-05	P135	GD12264	P179	GD18954	P84
GB0429	P88	GD0453-08	P138	GD12548	P185	GD19079	P20
GB0429	P89	GD0746	P141	GD12557	P20	GD1908	P222
GB0429	P90	GD0752-07	P184	GD12558	P20	GD19080	P14
GB0429	P91	GD0826	P114	GD12561	P52	GD19080	P38
GB0431	P88	GD0840	P141	GD12597	P183	GD19080	P65
GB0431	P90	GD10011	P127	GD12676	P275	GD19090	P17
GB0431	P93	GD10186	P137	GD12676	P277	GD19090	P68
GB0444	P93	GD1026	P275	GD12677	P275	GD19090	P71
GB0464	P33	GD10273	P282	GD12677	P277	GD19090	P80
GB0493	P84	GD10283	P141	GD12679	P275	GD19090	P111
GB0554	P141	GD10296	P283	GD12679	P277	GD19173	P25
GB0577	P51	GD10486	P134	GD12685	P275	GD19173	P35
GB0579	P51	GD10519	P33	GD12685	P277	GD19205	P138
GB0676	P12	GD10674-08	P138	GD13170	P186	GD19206	P138
GB0697	P11	GD10674-09	P135	GD13171	P186	GD19237	P20
GB0760	P52	GD1085	P29	GD13172	P186	GD19237	P25
GB0766	P27	GD1109	P29	GD13173	P186	GD19237	P35
GB0780	P11	GD1109	P30	GD13287	P225	GD19238	P25
GB0810	P11	GD11115	P138	GD13287	P227	GD19238	P35
GB0823	P11	GD11123	P229	GD13287	P242	GD19292	P31
GB0907	P12	GD11124	P229	GD13287	P248	GD19298	P22
GB0920	P12	GD11132	P35	GD13287	P279	GD19298	P60
GB0921	P11	GD11132	P65	GD13400	P186	GD19355	P118
GB0957	P11	GD11132	P71	GD15100	P103	GD19356	P118
GB0958	P11	GD11306	P4	GD1512	P289	GD19356	P118
GB0969	P68	GD11306	P58	GD15725	P103	GD19383-03	P143
GB0969	P81	GD1132	P33	GD15849-02	P84	GD19468	P103
GB0969	P273	GD11424	P49	GD15849-03	P71	GD19508	P88
GB1147	P11	GD11489	P135	GD15867-12	P110	GD19508	P90
GB1195	P93	GD11557	P275	GD16226	P103	GD19639	P84
GB1196	P93	GD11557	P277	GD16303	P103	GD19655	P106
GB1197	P93	GD11580	P185	GD16598	P84	GD19658-02	P80
GB1198	P93	GD11649	P68	GD16598	P229	GD19658-03	P71
GB1199	P93	GD11677	P31	GD16598	P277	GD19658-05	P80
GB1200	P93	GD11700	P196	GD16598	P279	GD19659-04	P84
GB1201	P93	GD11784	P33	GD17039	P5	GD19659-06	P84
GB1203	P93	GD11970	P183	GD17141	P27	GD19690-05	P97
GB1204	P93	GD11983	P184	GD17143	P19	GD19690-06	P97
GB1205	P93	GD11984	P183	GD17143	P20	GD19811	P20
GB1223	P4	GD12102	P184	GD17143	P21	GD19864	P93
GB1223	P58	GD12103	P165	GD17150-00	P21	GD20166	P283
GB1224	P4	GD12121	P179	GD17151-21	P21	GD20194	P84
GB1224	P4	GD12121	P181	GD17245	P103	GD20196	P84

Part No.	Page	Part No.	Page	Part No.	Page	Part No.	Page
GD20282	P101	GD26672	P248	GD29104-22	P110	GD33707	P106
GD20923	P97	GD26672	P249	GD29104-23	P134	GD33756	P217
GD20928	P69	GD26672	P283	GD29104-23	P137	GD33757	P217
GD20928	P87	GD26697	P71	GD29104-24	P134	GD33758	P217
GD21080	P93	GD26789	P135	GD29104-25	P137	GD33759	P217
GD21158	P253	GD26789	P138	GD29104-26	P121	GD34081	P114
GD21158	P256	GD26790	P135	GD29104-26	P123	GD34103	P69
GD2117	P289	GD26790	P138	GD29104-27	P121	GD34209	P184
GD21300	P69	GD26803	P48	GD29104-27	P123	GD34646	P169
GD21300	P87	GD26816	P225	GD29315	P165	GD34774	P11
GD21300	P87	GD26816	P227	GD29318	P192	GD34923	P282
GD21540	P141	GD26816	P234	GD29318	P193	GD35127	P115
GD22200	P212	GD26816	P282	GD29318	P194	GD35214	P192
GD22693	P51	GD26960	P11	GD29319	P192	GD35251	P46
GD22694	P51	GD26962	P135	GD29321	P193	GD35251	P163
GD22695	P51	GD26966	P185	GD29321	P194	GD35271	P195
GD22696	P51	GD26973	P33	GD29321	P197	GD35294	P69
GD23002	P184	GD26989	P219	GD29324	P193	GD35294	P84
GD23802	P49	GD26989	P221	GD29324	P194	GD35294	P87
GD23803	P49	GD27021	P51	GD29425	P11	GD35339	P115
GD25071	P4	GD27067	P185	GD2947	P48	GD35340	P115
GD25272-02	P165	GD27068	P185	GD29491	P51	GD3537-20	P114
GD25486	P27	GD27190	P80	GD29492	P51	GD35381	P159
GD25519	P31	GD27190	P219	GD29493	P48	GD35413-10	P283
GD25522	P143	GD27190	P221	GD29502-26.25	P229	GD35413-11.375	P117
GD25569	P58	GD2721	P135	GD29625	P243	GD35413-11.375	P121
GD2558	P106	GD2721	P138	GD29625	P249	GD35413-11.375	P123
GD2558	P121	GD27232	P186	GD29625	P256	GD35413-18	P81
GD2558	P123	GD27234	P165	GD29625	P266	GD35413-3	P259
GD2558	P225	GD27234	P167	GD29625	P267	GD35413-3	P261
GD2558	P227	GD27235	P176	GD29625	P280	GD35414-18.75	P121
GD2558	P234	GD27235	P177	GD29625	P280	GD35414-18.75	P123
GD2558	P243	GD27238	P175	GD29657	P11	GD35414-20.5	P234
GD2558	P249	GD27238	P179	GD29709	P256	GD35414-20.5	P283
GD2558	P283	GD27238	P181	GD29709	P280	GD35414-3.500	P114
GD25638	P20	GD27290	P254	GD2971-11	P135	GD35414-4.500	P114
GD25644	P69	GD2745-28	P185	GD2971-26	P71	GD35415-6.000	P114
GD25644	P87	GD27607	P97	GD2984	P289	GD35420	P199
GD2597	P141	GD28354	P212	GD30379	P134	GD35434	P71
GD26069	P27	GD28363	P213	GD30379	P137	GD35435	P71
GD26110	P21	GD28372	P71	GD30421-8	P243	GD35437	P71
GD26274	P257	GD28372	P84	GD30725	P4	GD35447	P71
GD26274	P258	GD28390	P4	GD30725	P33	GD35449	P5
GD26304	P264	GD28390	P58	GD30725	P58	GD35449	P110
GD26304	P267	GD28515	P51	GD30726	P219	GD35449	P121
GD26387	P27	GD28785	P279	GD30882	P69	GD35449	P123
GD26572	P250	GD29030-16	P117	GD30882	P87	GD35449	P220
GD26572	P259	GD29104-07	P121	GD31424	P73	GD35459	P15
GD26572	P261	GD29104-07	P123	GD32048	P165	GD35459	P63
GD26593	P12	GD29104-18	P110	GD32061	P220	GD35465	P217
GD26672	P234	GD29104-19	P110	GD33361	P176	GD35835	P17
GD26672	P242	GD29104-20	P110	GD33361	P177	GD35836	P58

Part No.	Page	Part No.	Page	Part No.	Page	Part No.	Page
GD35837	P243	GD7079	P124	GR1466	P87		
GD35837	P249	GD7089	P124	GR1532	P185		
GD35868	P199	GD7137	P114	GR1570MPP	P290		
GD35868	P243	GD7803	P31	GR1598	P186		
GD35868	P249	GD7804	P31	GR1709	P229		
GD35872	P199	GD7864	P124	GR1777	P71		
GD35872	P243	GD7904-09	P138	GR1842MPP	P291		
GD35872	P249	GD7907	P282	GR1921	P27		
GD35921	P220	GD8218	P135	GR1941	P229		
GD3612	P4	GD8218	P138	GR1943	P27		
GD3612	P58	GD8460	P23	GR1947	P88		
GD3623	P225	GD8460	P61	GR1947	P89		
GD3623	P227	GD8893-07	P115	GR1947	P90		
GD3623	P234	GD8893-20	P23	GR1947	P91		
GD3623	P283	GD8893-20	P61	GR1951	P27		
GD36393	P45	GD9120	P29	GR1961	P87		
GD36666	P159	GD9130	P127	GR1965	P87		
GD36667	P159	GD9254	P31	GR1966	P87		
GD36680	P213	GD9254	P41	GR1967	P87		
GD36681	P213	GD9662	P80	GR1969	P87		
GD36682	P213	GD9662	P249	GR1977	P87		
GD36713	P7	GD9695	P68	GR1978	P87		
GD36715	P134	GD9724	P33	GR1979	P87		
GD36715	P137	GM0322-01	P291	GR2109	P87		
GD36821	P212	GM0322-02	P291	GR2126	P213		
GD36822	P212	GPR1094	P291	GR2127MPP	P290		
GD36860	P4	GR0146MPP	P290	GR2144	P229		
GD36860	P58	GR0150	P141	GR2233	P27		
GD36866	P143	GR0151	P141	GR2240MPP	P291		
GD36895	P30	GR0528	P124	GR2241MPP	P291		
GD36990	P4	GR1037	P46	GR2312	P163		
GD36990	P58	GR1037	P183	GR2361	P17		
GD3951	P225	GR1037	P184	GR2368	P17		
GD3951	P227	GR1037	P185	GR2368	P154		
GD3951	P283	GR1037	P193	GR2368	P157		
GD4086	P143	GR1037	P194	GR2381	P87		
GD4230	P283	GR1037	P194	GR2382	P212		
GD4743	P13	GR1037	P196				
GD4743	P17	GR1037	P197				
GD4743	P19	GR1037	P87				
GD4743	P44	GR1037	P186				
GD4743	P81	GR1045	P69				
GD4743	P242	GR1045	P87				
GD5175-06	P172	GR1045	P192				
GD5175-06	P173	GR1292	P48				
GD5247-12	P183	GR1292	P51				
GD5247-16	P183	GR1465	P184				
GD5625	P106	GR1465	P192				
GD5625	P110	GR1465	P183				
GD5857	P114	GR1466	P46				
GD6279-04	P279	GR1466	P69				
GD6291	P49	GR1466	P196				

This page left blank intentionally.