

# SINGLE AUGER GRAIN CARTS

# PARTS MANUAL

(851/1051)

**M0276-02**

**Rev. 3/26**

This manual applies to:            2017 Production and on

Record the model number and serial number of your cart along with date purchased:

Serial Number \_\_\_\_\_

Date Purchased \_\_\_\_\_

Information in this manual was current at time of printing. However, due to Kinze's ongoing product improvement, production changes may cause your machine to appear slightly different in detail. Kinze Manufacturing, Inc. reserves the right to change specifications or design without notice and without incurring obligation to install the same on machines previously manufactured.

Right hand (R.H.) and left hand (L.H.), as used throughout this manual, are determined by facing in the direction the machine will travel when in use, unless otherwise stated.

**This page left blank intentionally.**

**DRIVE COMPONENTS**

PTO Assembly - 1 $\frac{3}{4}$ "-20 Spline Yoke . . . . .	P1
Intermediate Drive Line . . . . .	P3
Gearbox . . . . .	P5

**MAIN FRAME**

Hitch and Lower Tub (2017-2025 Production) . . . . .	P7
Hitch and Lower Tub (2026 Production and On) . . . . .	P9
Safety Chain . . . . .	P11
Axle . . . . .	P12
Hub Assembly, Flotation . . . . .	P13
Track Base . . . . .	P14
Track Assembly, Camso (2022-2025 Production) . . . . .	P15
Track Assembly, TDS (2026 Production and On) . . . . .	P18
Track Main Frame, Camso (2022-2025 Production) . . . . .	P19
Track Main Frame, TDS (2026 Production and On) . . . . .	P21
Detensioning Tool . . . . .	P23
TDS Service Tools . . . . .	P24
Camso Service Tools . . . . .	P24
Bogie Hub Assembly, Camso (2022-2025 Production) . . . . .	P25
Alignment Link W/Hubs, Camso (2022-2025 Production) . . . . .	P26
Tension Link W/Hubs, Camso (2022-2025 Production) . . . . .	P27
Tensioner End, TDS (2026 Production and On) . . . . .	P28
Alignment End, TDS (2026 Production and On) . . . . .	P30
Clean Out Door Assembly . . . . .	P31
Vertical Auger . . . . .	P33
Upper Vertical Auger Assembly . . . . .	P35
Adjustable Discharge Spout . . . . .	P37
Adjustable Discharge Spout (2023 Production Only) . . . . .	P39
Top Tub and Lower Auger . . . . .	P41
Lower Vertical Auger Assembly . . . . .	P43
Flow Gate . . . . .	P44
Tub and Extension . . . . .	P45
Front Tub Assembly . . . . .	P47
Upper Tub Assembly . . . . .	P49
Upper Tub Extension . . . . .	P51
Tire Assemblies . . . . .	P53
Roll Tarp, Manual . . . . .	P55
Roll Tarp, Electric . . . . .	P57

**HYDRAULICS**

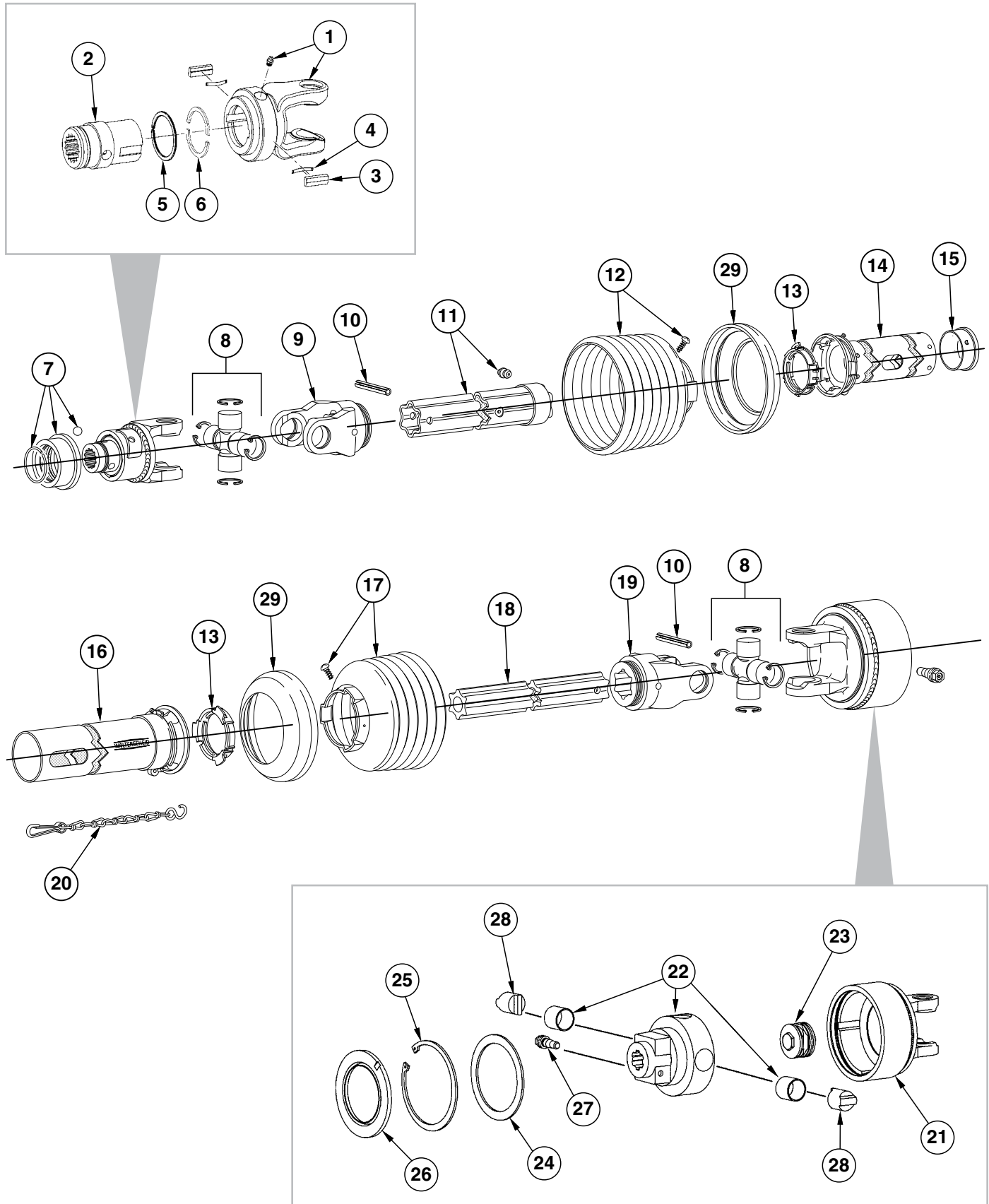
Hydraulic Hoses and Fittings . . . . .	P59
Adjustable Discharge Spout Cylinder . . . . .	P61
Auger Fold Cylinder . . . . .	P62
Hydraulic Flow Gate Cylinder . . . . .	P63
Hydraulic Manifold Block . . . . .	P64

**ELECTRICAL**

Electrical Schematic . . . . .	P65
Safety/Warning Lights, 851 . . . . .	P67
Safety/Warning Lights, 1051 . . . . .	P68
Hitch With Scale Package . . . . .	P69
Hitch Without Scale Package . . . . .	P71
Autolog Scale Package . . . . .	P73
Moisture Sensor Package . . . . .	P75
Monitor and Camera Package . . . . .	P77
Displays and Electrical Components . . . . .	P79
Miscellaneous Electronic Scale Components . . . . .	P81

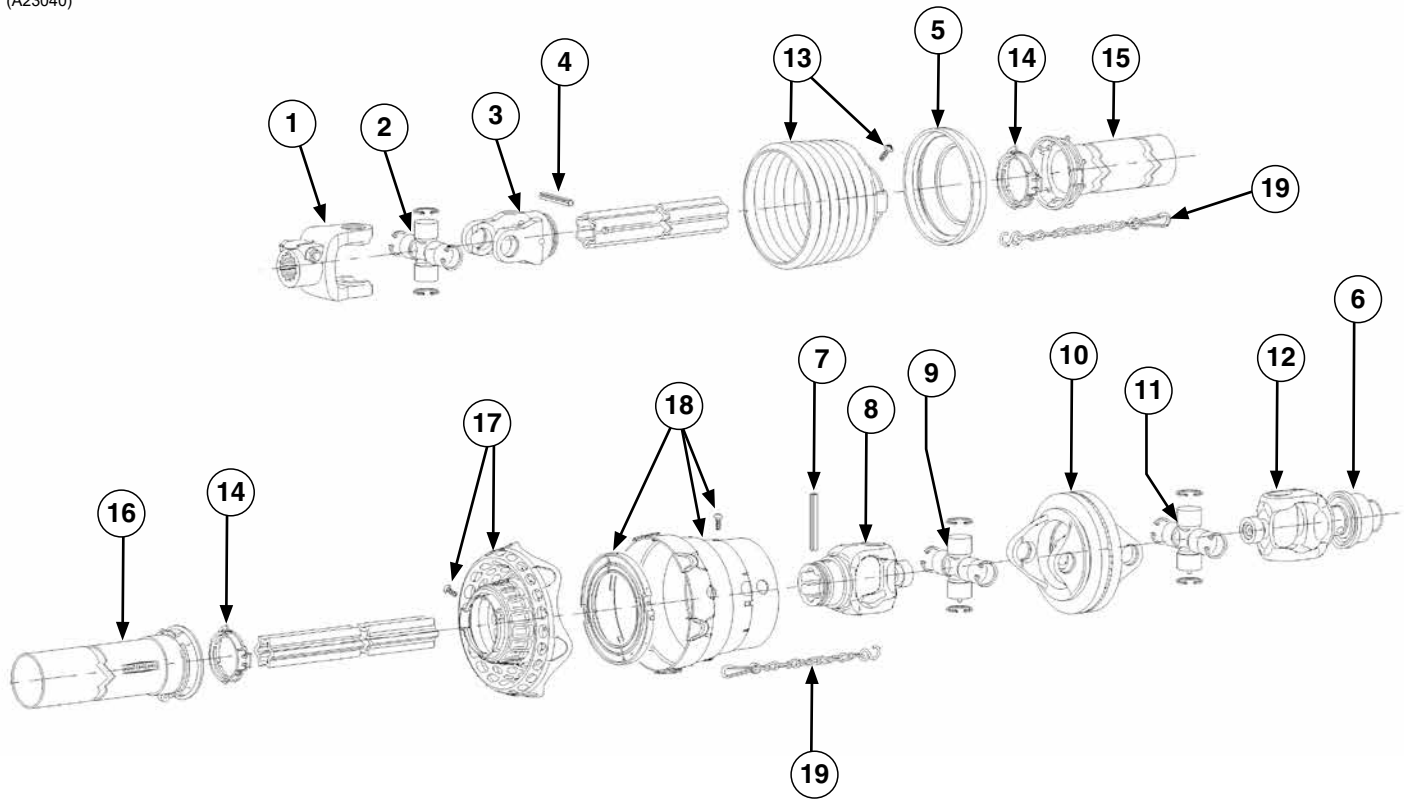
**MISCELLANEOUS . . . . . P83****NUMERICAL INDEX . . . . . P95**

(GR1642/A12243/GR1788)



ITEM	PART NO.	QTY.	DESCRIPTION
1	GR1693	1	Housing W/Grease Fitting
	GR1661	-	Grease Fitting
2	GR1694	1	Hub
3	GR1669	2	Key
4	GR1670	2	Leaf Spring
5	GR1672	1	Retaining Ring
6	GR1695	2	Half Ring
7	GR1246	-	Quick Disconnect Kit
8	GR2045	2	Cross And Bearing Kit
9	GR1215	1	Inboard Yoke
10	GR1211	2	Spring Pin
11	GR1644	1	Profile And Sleeve W/Grease Fitting
	GR1430	-	Grease Fitting, $\frac{3}{16}$ ", Drive-In
12	GR2269	1	Guard Cone W/Screw
13	GR1220	2	Bearing Ring
14	GR2271	1	Inner Guard Tube
15	GR1222	1	Support Bearing
16	GR2270	1	Outer Guard Tube
17	GR1648	1	Guard Cone W/Screw
18	GR1645	1	Inner Profile
19	GR1212	1	Inboard Yoke
20	GR2272	1	Safety Chain
21	GR1794	1	Housing
22	GR1791	1	Hub W/Bushings
	GR1704	-	Bushing
23	GR1792	1	Spring
24	GR1699	1	Washer
25	GR1700	1	Retaining Ring
26	GR1701	1	Ring
27	GR1649	-	Lock Assembly
28	GR1793	4	Cam
29	GR2050	-	Reinforcing Collar
A	GR1640	-	PTO Half-Tractor (Items 1-15 and 19)
B	GR1789	-	PTO Half-Machine (Items 8, 10, 13, and 16-29)
C	GR1642	-	Overrunning Clutch Yoke (Items 1-7)
D	GR1788	1	Torque Limiting Clutch (Items 21-28)

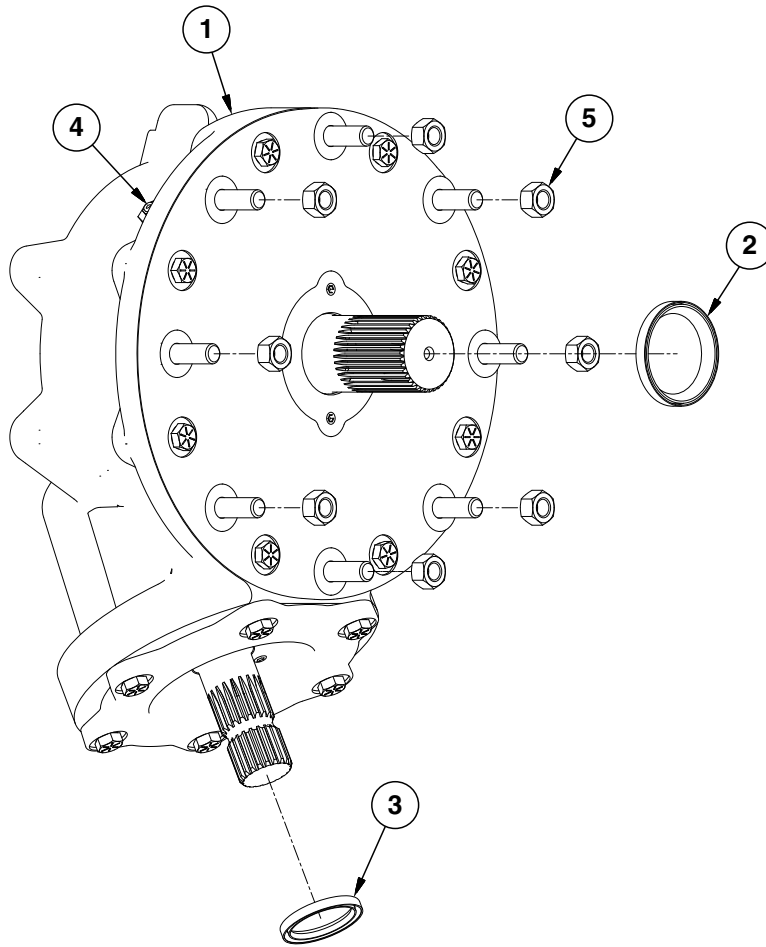
(A23040)



ITEM	PART NO.	QTY.	DESCRIPTION
1	GD23537	1	Yoke
2	GR2045	1	Cross And Bearing Kit
3	GR1215	1	Inboard Yoke
4	GR2111	1	Spring Pin, 10mm x 90mm
5	GR2050	1	Reinforcing Collar
6	GR1246	1	Quick Disconnect Kit
7	GR2017	1	Spring Pin, 10mm x 75mm
8	GR2015	1	Inboard Yoke
9	GR2016	1	Cross And Bearing Kit
10	GR2013	1	Double Yoke
11	GR2014	1	Cross And Bearing Kit
12	GR2012	1	Yoke, 1 3/4"-20
13	GR1217	1	Guard Cone W/Screw
14	GR1220	2	Bearing Ring
15	GR2242	1	Inner Guard Tube
16	GR2243	1	Outer Guard Tube
17	GR2244	1	Flex Net and Guard Assembly
18	GR2245	1	CV Guard and Bearing Assembly
19	GR2272	2	Safety Chain
A	GA23976	-	PTO Half Shaft Gear Box, Items 1-19
B	GA23977	-	PTO Half Drive Line, Items 1-5 and 15

**This page left blank intentionally.**

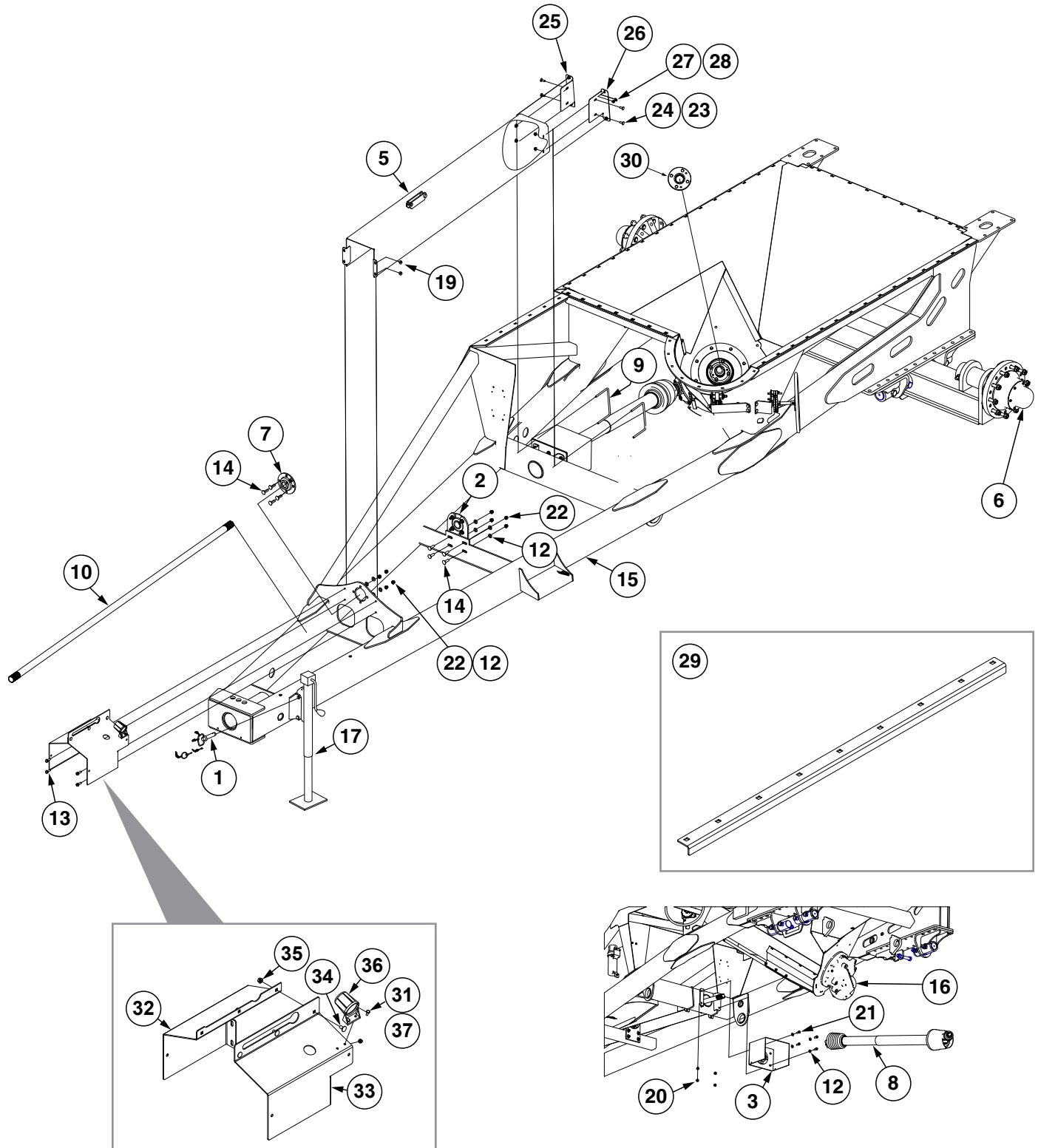
(IP1549)



ITEM	PART NO.	QTY.	DESCRIPTION
1	GA22460	1	Gearbox Complete
2	GR2096	1	Seal
3	GR2248	1	Seal
4	GR2097	1	Plug, 1/8"-27
5	G11490	8	Hex Nut, 5/8"-11, Grade 8

**This page left blank intentionally.**

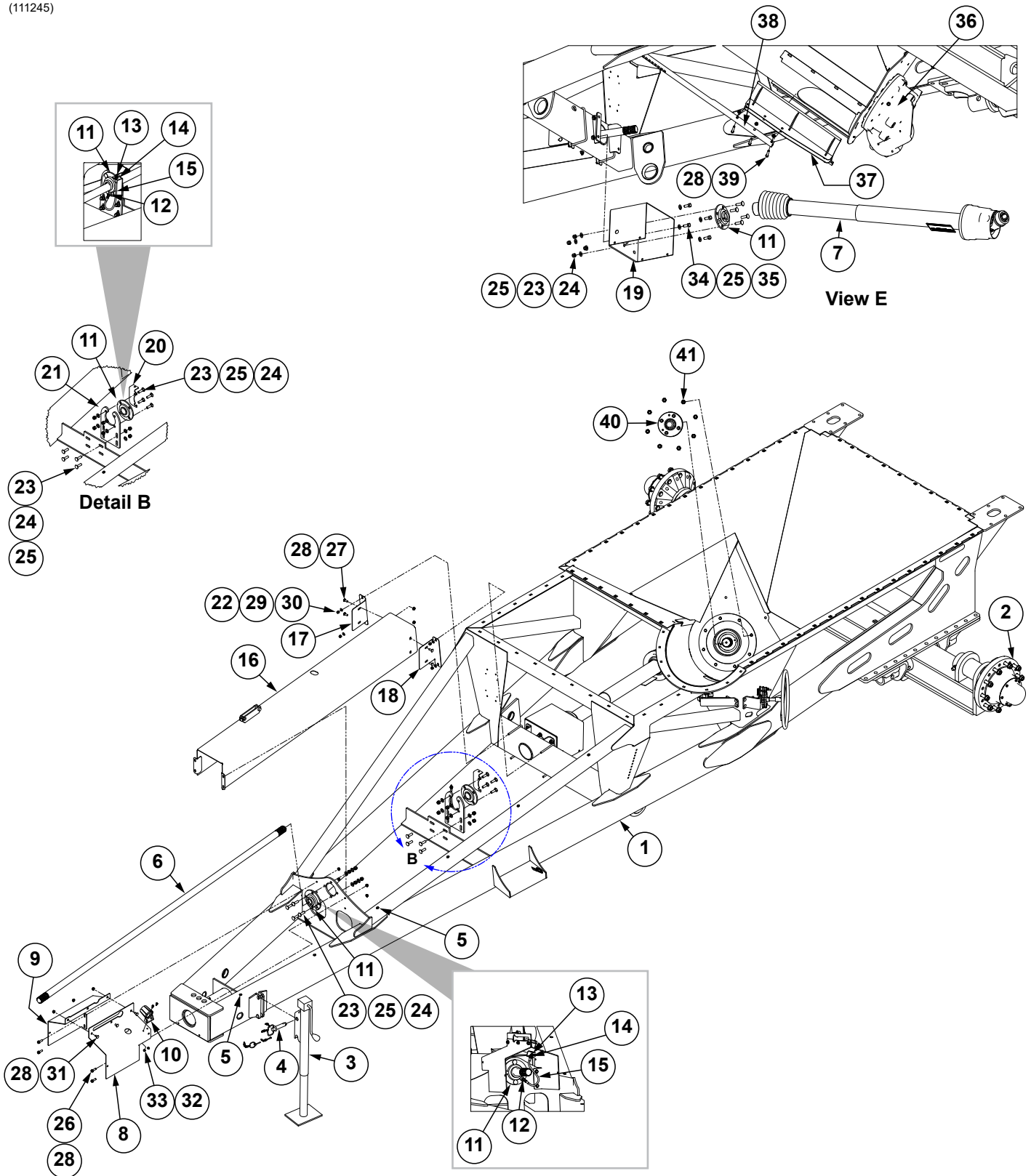
(A22458-01)



ITEM	PART NO.	QTY.	DESCRIPTION
1	GA4995 G10458 GD5625	1 - -	Detent Pin Assembly Cotter Pin, 3/16" x 1 1/4" (Item Included W/GA4995) Lynch Pin, 3/16" (Item Included W/GA4995)
2	GA23110 GA23041 G10643	1 - -	Shaft Mount Assembly Flange Bearing W/Grease Fitting (Item Included W/GA23110) Grease Fitting, 45°, 1/4"-28 (Item Included W/GA23041)
3	GA22799 GA23041 G10643	1 - -	PTO Shield Flange Bearing W/Grease Fitting (Item Included W/GA23110) Grease Fitting, 45°, 1/4"-28 (Item Included W/GA23041)
4	GA23108	1	PTO Cover
5	GA24286	1	PTO Shaft Cover
6	---	1	<a href="#">See "Axle" on page P12</a>
7	GA23041 G10643	1 -	Flange Bearing W/Grease Fitting Grease Fitting, 45°, 1/4"-28 (Included with GA23041)
8	---	-	<a href="#">See "PTO Assembly - 1 3/4"-20 Spline Yoke" on page P1</a>
9	GD32432	2	U-Bolt, 8" x 8" x 3/8"-16
10	GD36976	1	Intermediate Drive Line
11	---	-	---
12	G11389	12	Flat Washer, 1/2" Plated SAE
13	G11204	4	Hex Serrated Flange Cap Screw, 3/8"-16 x 1 1/4", Grade 5
14	G11162	8	Carriage Bolt, 1/2"-13 x 1 3/4"
15	GA22461	1	Hitch and Lower Tub (Non-Stock Item)
16	---	-	<a href="#">See "Gearbox" on page P5</a>
17	GA14379 GR2153 GR2152	1	Jack Stand Assembly (2017-2025 Production) Entire Assembly Subs to G11044101* Crank Repair Kit (Used W/GA14379) Bevel Gear Set (Used W/GA14379)
18	---	-	---
19	G10622	8	Serrated Flange Nut, 3/8"-16
20	G10071	4	Serrated Flange Nut, 1/2"-13
21	G10037	4	Hex Head Cap Screw, 1/2"-13 X 1 1/4"
22	G10111	8	Lock Nut, 1/2"-13
23	G11091	4	Serrated Flange Nut, 3/8"-16
24	G10305	4	Carriage Bolt, 3/8"-16 x 1"
25	GD33762	1	Flanged Cover Plate, R.H.
26	GD33763	1	Flanged Cover Plate, L.H.
27	G11387	4	Flat Washer, 3/8" SAE
28	G10901	4	Lock Nut, 3/8"-16
29	GD34144 GD34145	- -	Tub Flange Clamp, Rear (If Applicable) Tub Flange Clamp, Side (If Applicable)
30	GA14568	1	Auger Drive Lug
31	G10020	2	Hex Head Cap Screw, 1/4"-20 x 5/8"
32	GD33705	1	PTO Cover, R.H.
33	GD33706	1	PTO Cover, L.H.
34	G10308	3	Carriage Bolt, 3/8"-16 x 3/4"
35	G11901	3	Non-Serrated Flange Nut, 3/8"-16, Grade 5
36	GD33707	1	Plug Protector
37	G10621	2	Serrated Flange Nut, 1/4"-20

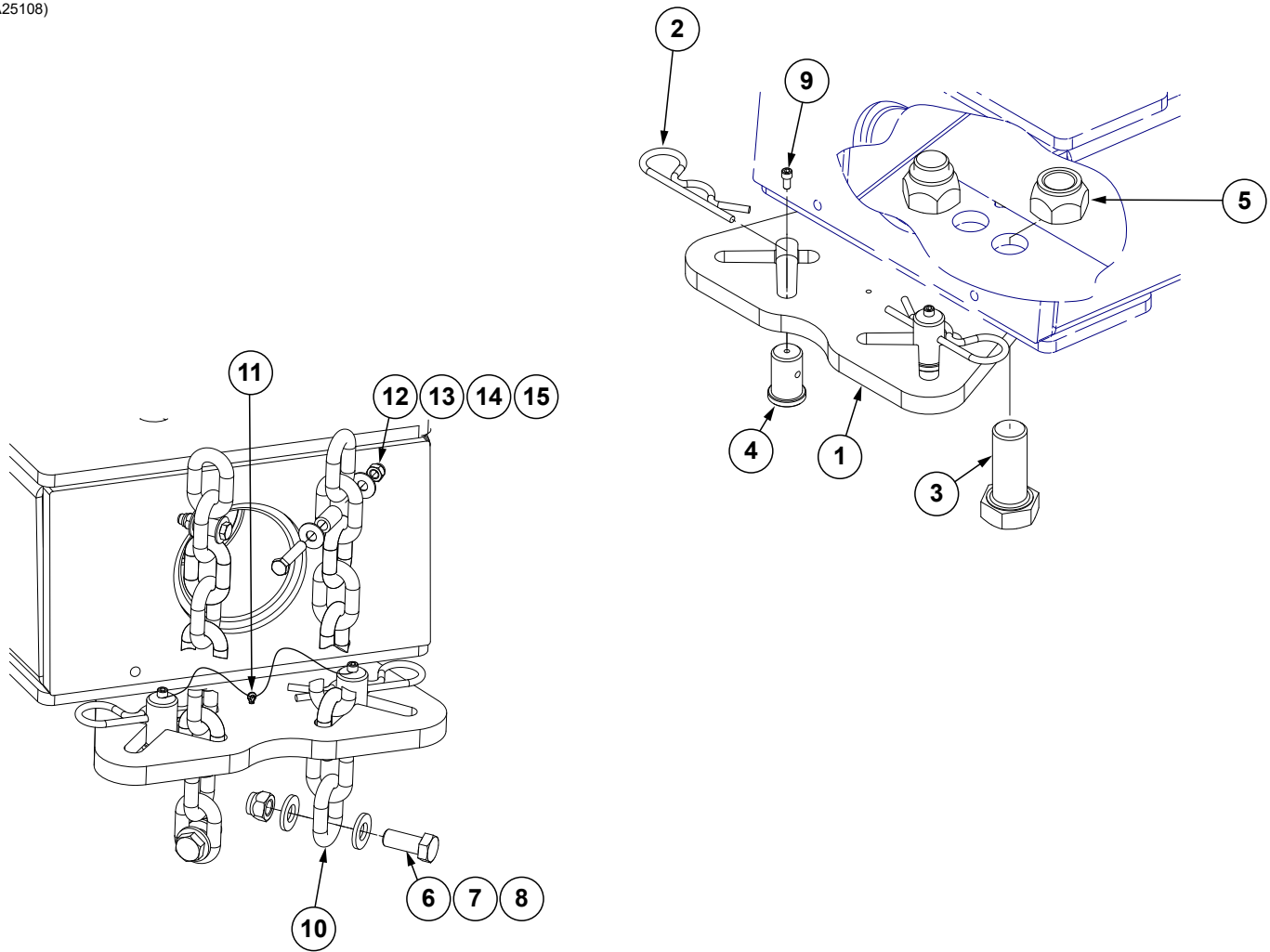
\*Refer to [See "Hitch and Lower Tub \(2026 Production and On\)" on page P9](#) for repair parts used with G11044101

(111245)



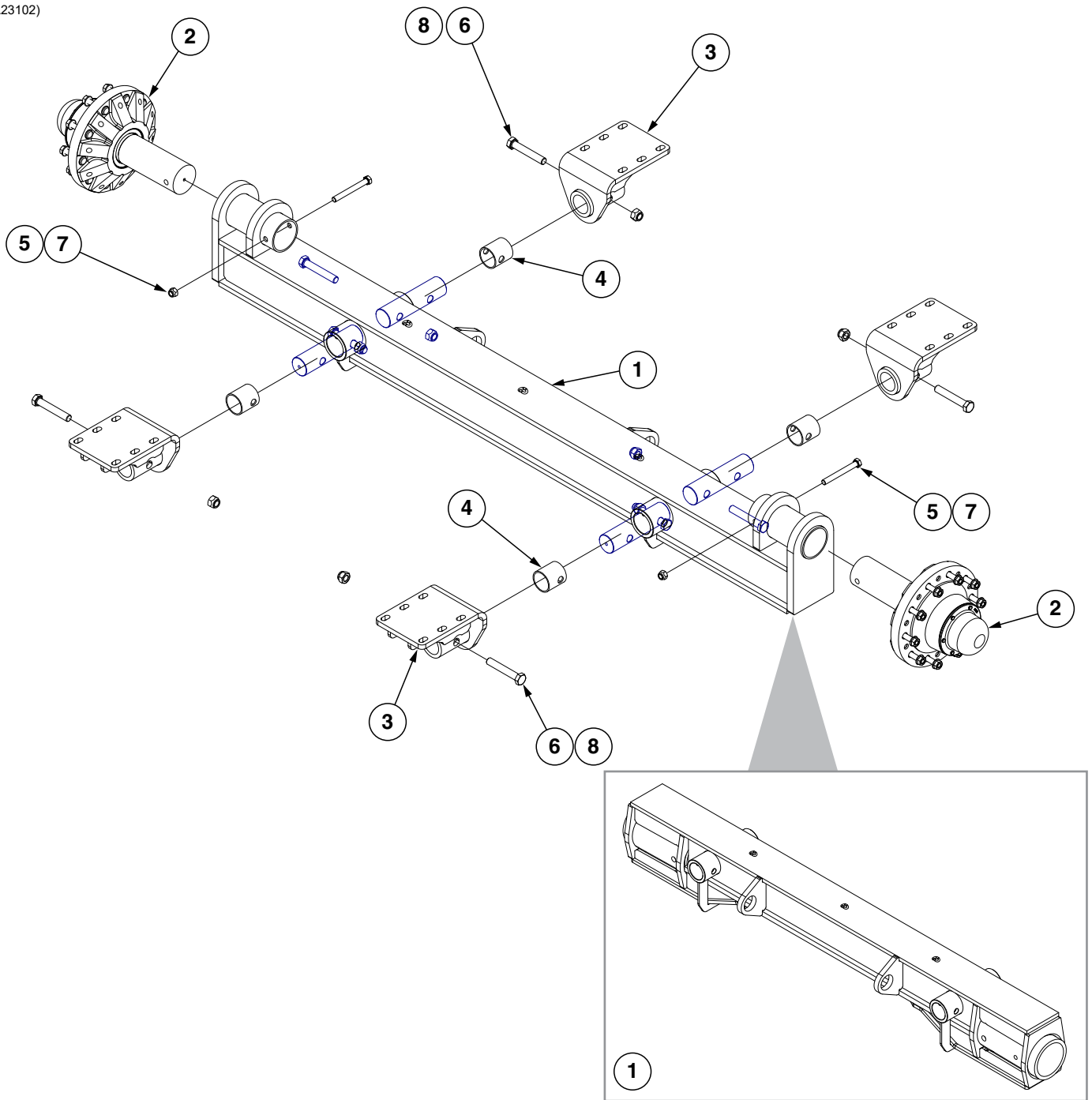
ITEM	PART NO.	QTY.	DESCRIPTION
1	11124401	1	Hitch and Lower Tub (Non-Stock Item)
2	---	1	<a href="#">See "Axle" on page P12</a>
3	G11044101 G11044201 G11044301	1	Jack Stand Assembly Side Wind Handle (Used W/G11044101) Gear Set (Used W/G11044101)
4	GA4995 G10458 GD5625	1 - -	Detent Pin Assembly Cotter Pin, 3/16" x 1 1/4" (Item Included W/GA4995) Lynch Pin, 3/16" (Item Included W/GA4995)
5	G11191	6	Rivet Nut, 3/8"-16
6	GD36976	1	Intermediate Drive Line
7	---	---	<a href="#">See "PTO Assembly - 1 3/4"-20 Spline Yoke" on page P1</a>
8	G11138201	1	PTO Cover, L.H.
9	GD33705	1	PTO Cover, R.H.
10	GD33707	1	Plug Protector
11	GA23104	3	Flange Bearing, 1.75"
12	G11725	2	Grease Fitting, 45°, 1/4"-28
13	G10640	2	Grease Fitting, 1/4"-28
14	G11094	2	Hex Nut, 1/8"-27 NPSM Bulkhead
15	GA27240-13	2	Grease Hose, 1/8" x 13" (02M NPT - 02M NPSM BH/04-28 UNF)
16	G11139201	1	PTO Shaft Cover
17	GD33762	1	Flanged Cover Plate, R.H.
18	GD33763	1	Flanged Cover Plate, L.H.
19	G11139401	1	PTO Shield
20	G11137901	1	Grease Zerk Mount Bracket
21	GD32975	1	Shaft Mount Plate
22	GD32432	2	U-Bolt, 8" x 8" x 3/8"-16
23	G11162	16	Carriage Bolt, 1/2"-13 x 1 3/4"
24	G10111	17	Lock Nut, 1/2"-13
25	G11389	22	Flat Washer, 1/2" Plated SAE
26	G11204	4	Hex Serrated Flange Cap Screw, 3/8"-16 x 1 1/4", Grade 5
27	G10305	12	Carriage Bolt, 3/8"-16 x 1"
28	G11091	22	Large Serrated Flange Nut, 3/8"-16
29	G11387	4	Flat Washer, 3/8" SAE
30	G10901	4	Lock Nut, 3/8"-16
31	G10308	3	Carriage Bolt, 3/8"-16 x 3/4"
32	G10020	2	Hex Head Cap Screw, 1/4"-20 x 5/8"
33	G10621	2	Serrated Flange Nut, 1/4"-20
34	G10037	4	Hex Head Cap Screw, 1/2"-13 X 1 1/4"
35	G10071	4	Serrated Flange Nut, 1/2"-13
36	---	1	<a href="#">See "Gearbox" on page P5</a>
37	GA23020	1	Clean Out Door ( <a href="#">See "Clean Out Door Assembly" on page P31</a> )
38	GD32971	1	Clean Out Door Track ( <a href="#">See "Clean Out Door Assembly" on page P31</a> )
39	G10325	3	Hex Head Cap Screw, 3/8"-16 x 2 3/4" ( <a href="#">See "Clean Out Door Assembly" on page P31</a> )
40	GA14568	1	Auger Drive Lug
41	G11490	8	Hex Nut, 5/8"-11, Grade 8

(A25108)



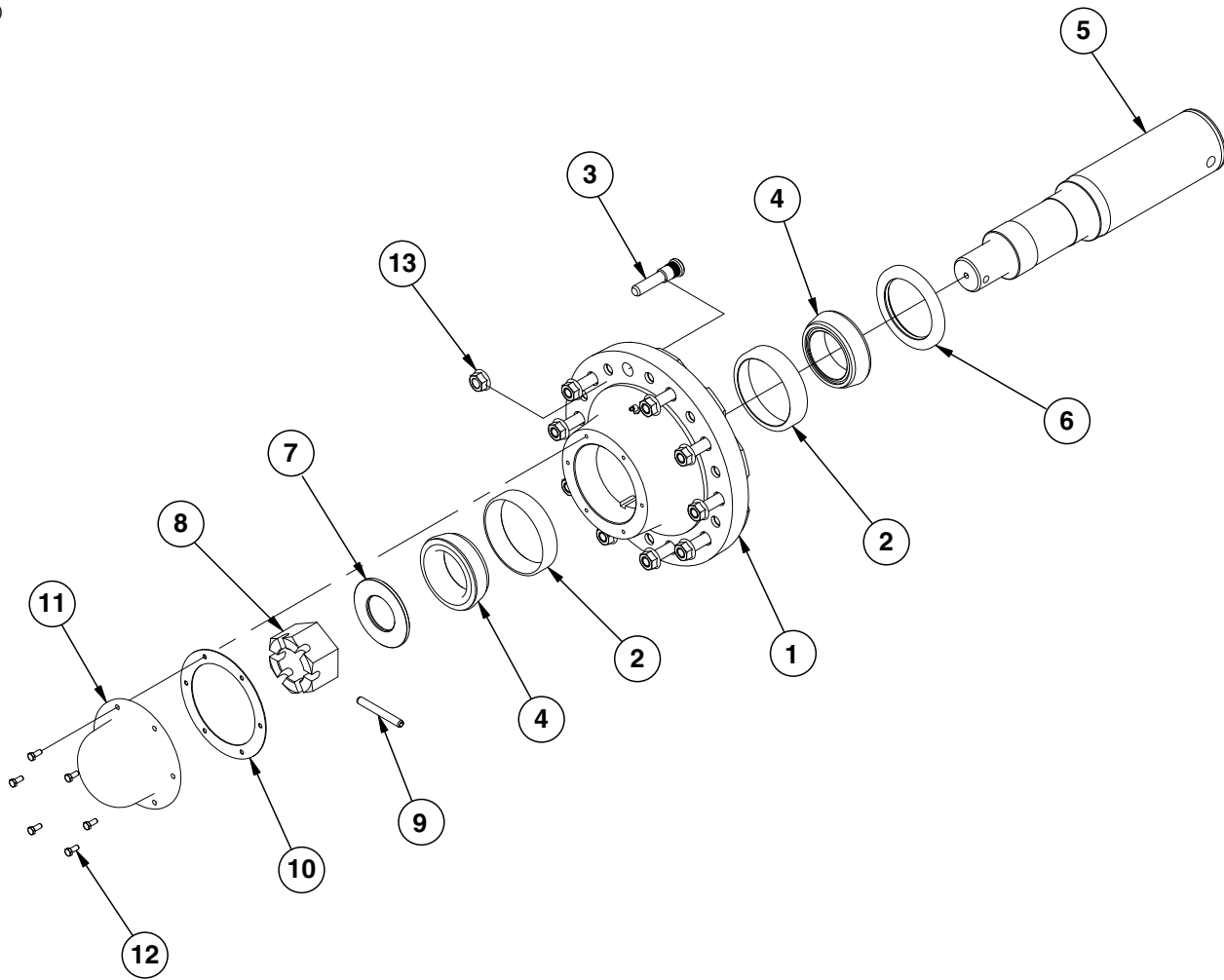
ITEM	PART NO.	QTY.	DESCRIPTION
1	GD35128	1	1/2" Double Chain Latch
2	G10671	2	Hairpin Cotter, 3/16" x 3 1/4"
3	G11058	2	Hex Head Cap Screw, 1 1/4"-7 x 3"
4	GD35129	2	Chain Latch Pin
5	G10157	2	Lock Nut, 1 1/4"-7
6	G10007	2	Hex Head Cap Screw, 5/8"-11 x 1 1/2"
7	G11391	4	Flat Washer, 5/8" SAE
8	G10107	2	Lock Nut, 5/8"-11
9	G11874	2	Hex Socket Head Cap Screw, 1/4"-20 x 1/2"
10	G3324-01	2	Safety Chain, 13MM Grade 70, 97 1/2"
11	GD35201	1	Looped Tether W/Tabs and Cotter Pin
12	G10108	2	Lock Nut, 3/8"-16
13	GD8893-07	2	Sleeve, 1" Long
14	G10210	4	Washer, 3/8" USS
15	G10047	2	Hex Head Cap Screw, 3/8"-16 x 1 3/4"
A	G9940X	-	Double Safety Chain Package

(A23102)



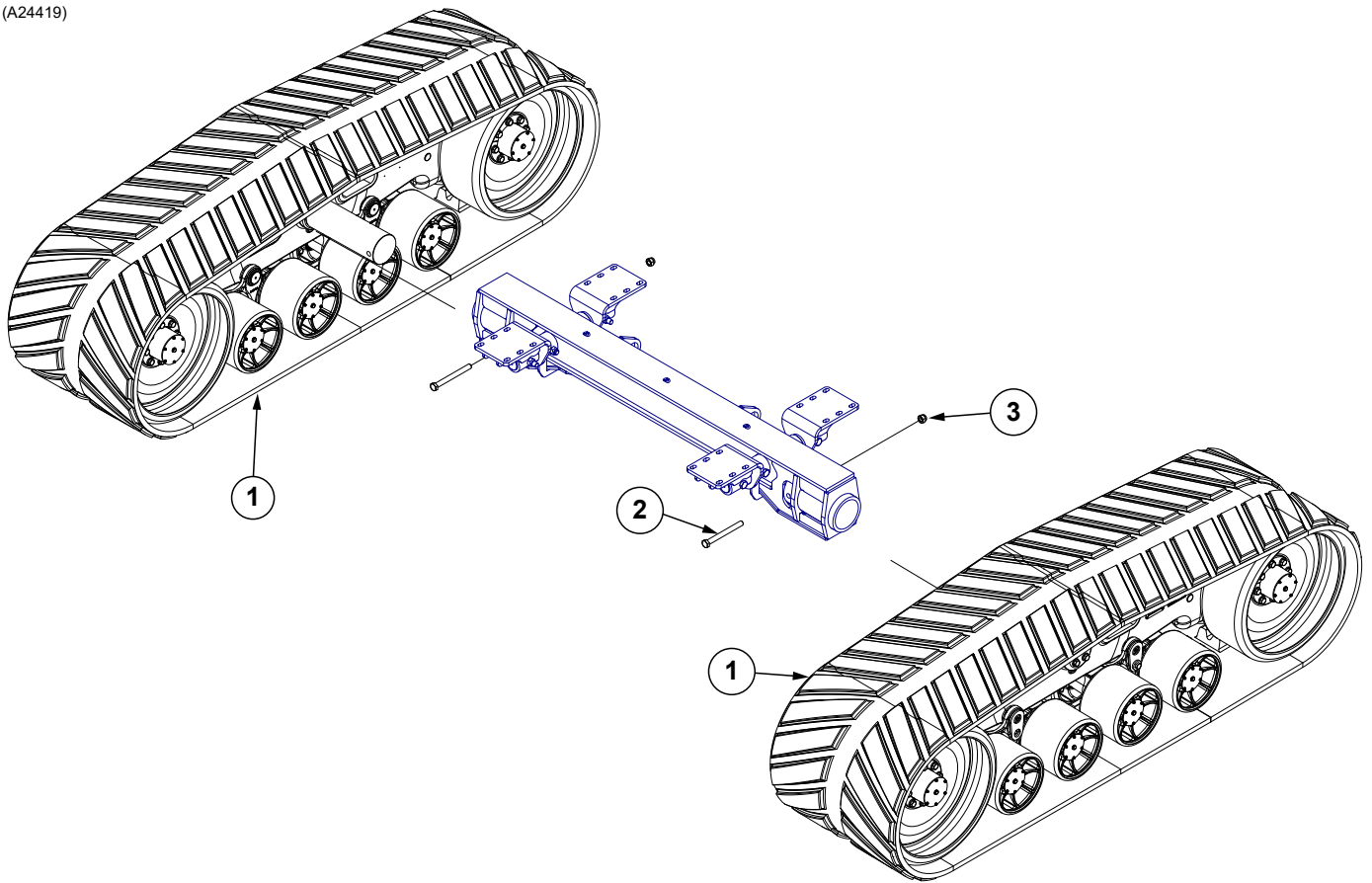
ITEM	PART NO.	QTY.	DESCRIPTION
1	GA22471	1	Axle, Flotation (Non-Stock Item)
	GA25344	-	Axle, Track (Non-Stock Item)
2	---	2	See "Hub Assembly, Flotation" on page P13 (Flotation Only)
3	GA24237	4	Axle Mount
4	GD29292	4	Inner Weigh Beam Sleeve
5	G10400	2	Hex Head Cap Screw, 3/4"-10 x 6 1/2"
6	G10648	4	Hex Head Cap Screw, 1"-8 x 6", Grade 8
7	G10112	2	Lock Nut, 3/4"-10
8	G10396	4	Lock Nut, 1"-8

(IP1328)



ITEM	PART NO.	QTY.	DESCRIPTION
1	GA11509	1	Hub W/Cups, Grease Fitting And Stud Bolts (20 Bolt High Strength) (Includes Items 2 and 3)
2	GR0191	2	Inner Cup
3	GR1681	10	Stud Bolt, 3/4"-16 x 3 7/8"
4	GA0531	2	Inner Bearing
5	GD22536	1	Spindle
6	GA0532	1	Seal
7	GD16710	1	Washer, 2 1/2"
8	GD16709	1	Slotted Hex Nut, 2 1/2"-20
9	G11196	1	Spring Pin, 1/2" x 4
10	GD16565	1	Seal
11	GB0382	1	Dust Cap
12	G10043	6	Hex Head Cap Screw, 5/16"-18 x 3/4"
13	G10625	10	Flange Nut, 3/4"-16

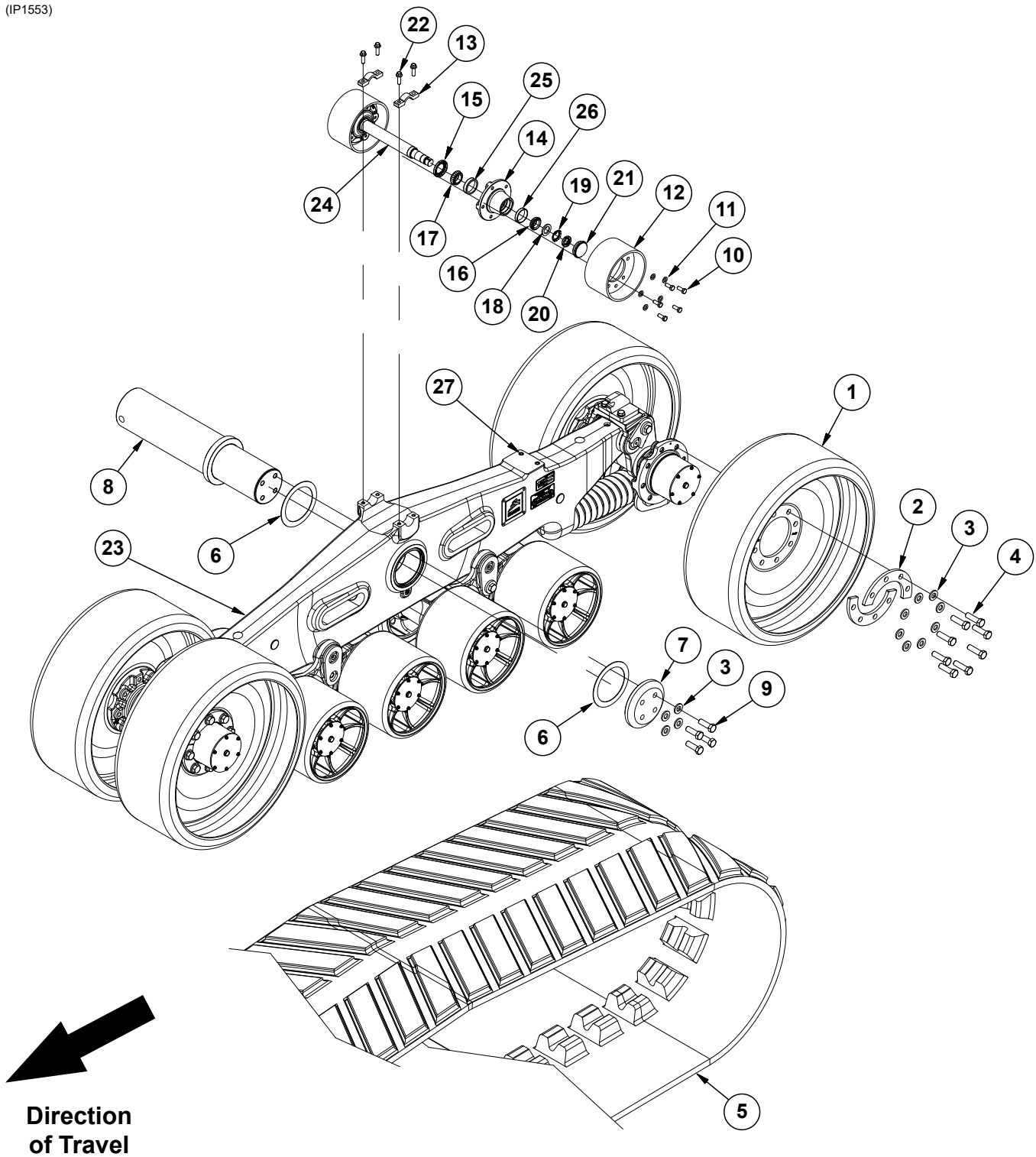
(A24419)



**Camso Tracks Shown**

ITEM	PART NO.	QTY. (Per Assembly)	DESCRIPTION
1	---	-	<a href="#">See "Track Assembly, Camso (2022-2025 Production)" on page P15</a> <a href="#">See "Track Assembly, TDS (2026 Production and On)" on page P18</a>
2	G10808	2	Hex Head Cap Screw, 1"-8 x 10", Grade 8
3	G10396	2	Lock Nut, 1"-8

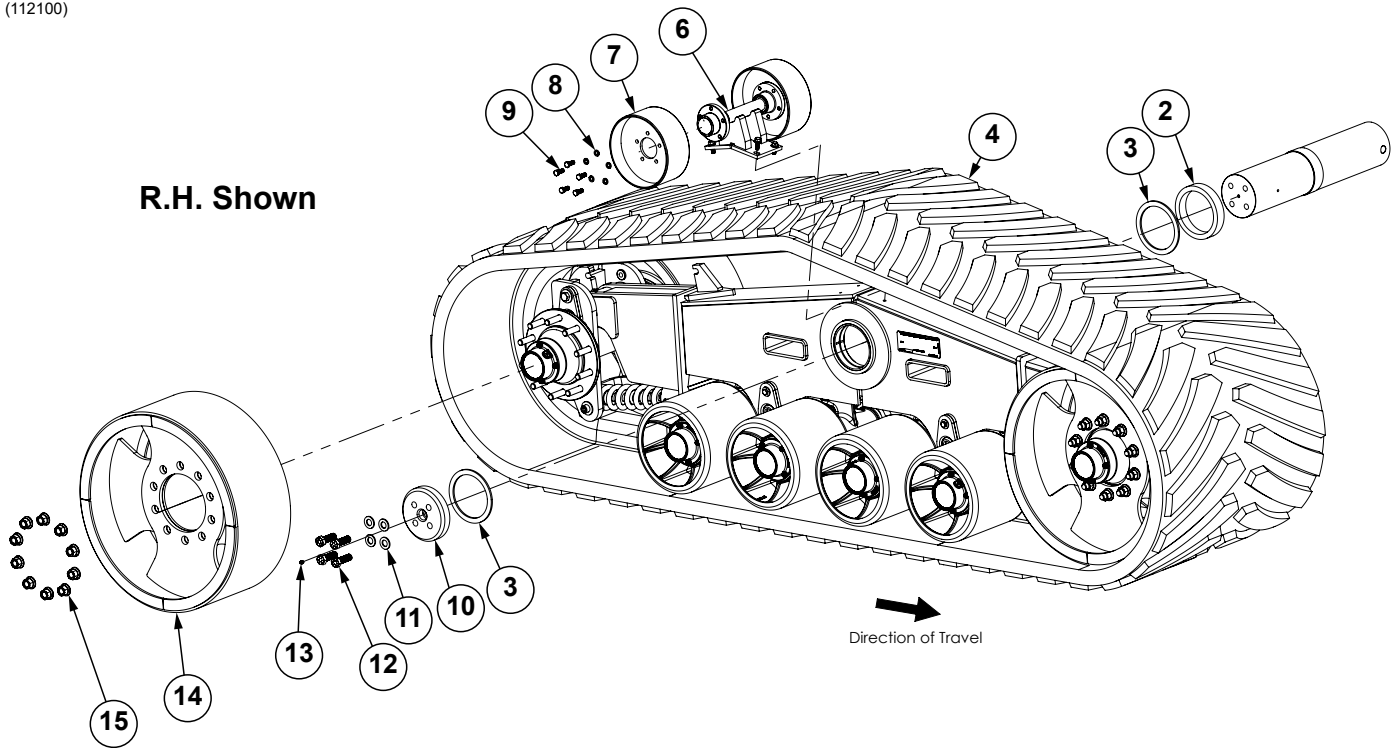
(IP1553)



ITEM	PART NO.	QTY.	DESCRIPTION
1	GD34884	4	Idler Wheel
2	GD34856	8	Idler Wheel Back-up Ring
3	GD34836	36	Idler Washer
4	G12211-70	32	Hex Head Cap Screw, M20-2.5 x 70
5	GD34885	1	Pull Behind Track, 302" x 36"
6	GD34887	2	Thrust Washer
7	GD34888	1	End Cap
8	GD34886	1	Main Pin
9	G12210-60	4	Hex Head Cap Screw, M20-2.5 x 60
10	G12207-30	10	Hex Head Cap Screw, M12-1.75 x 30
11	G12039	10	Flat Washer, M12
12	GD34879	2	Roller Carrier
13	GD34859	2	Axle Retainer, Thin Block
14	GD34838	2	Hub W/Bearing Races
15	GD34869	2	Grease Seal
16	GR2277	2	Outer Bearing
17	GR2276	2	Inner Bearing
18	GD34858	2	Tongued Washer
19	GD34865	2	Lock Washer
20	GD34864	2	Lock Nut
21	GD34873	2	Hub Cap
22	G12208-40	4	Hex Socket Flange Cap Screw, M12-1.75 x 40
23	---	-	<a href="#">See "Track Main Frame, Camso (2022-2025 Production)" on page P19</a>
24	GD34857	-	Axle Roller Carrier
25	GD34839	1	Carrier Inner Bearing Race
26	GD34840	1	Carrier Outer Bearing Race
27	GD35092	2	Tapered Plug, M16 x 2
A	GA24938	-	Roller Assembly, Items 14-21 and 24-26

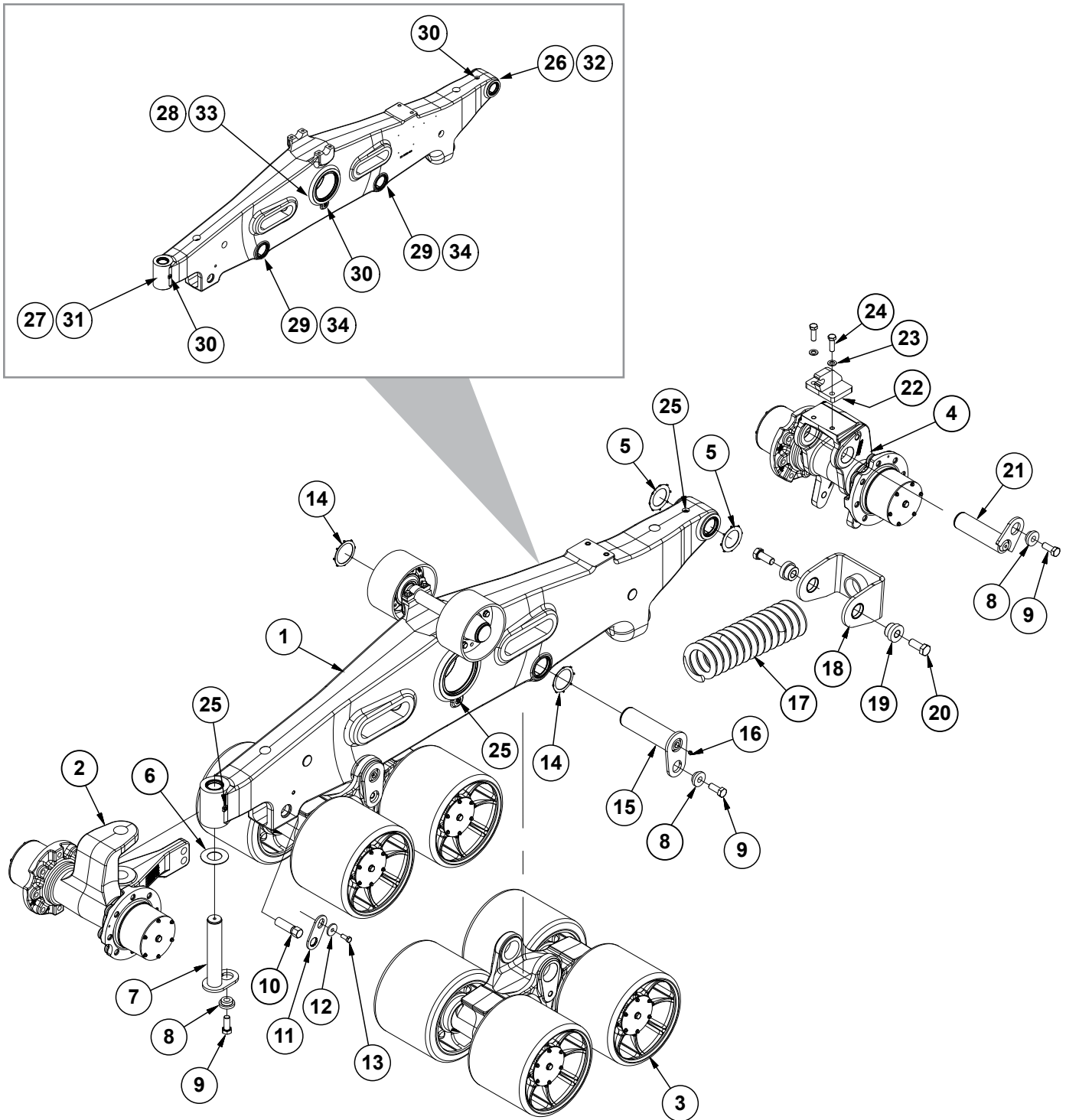
**This page left blank intentionally.**

(112100)



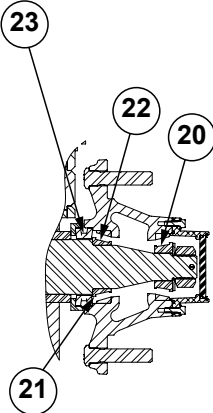
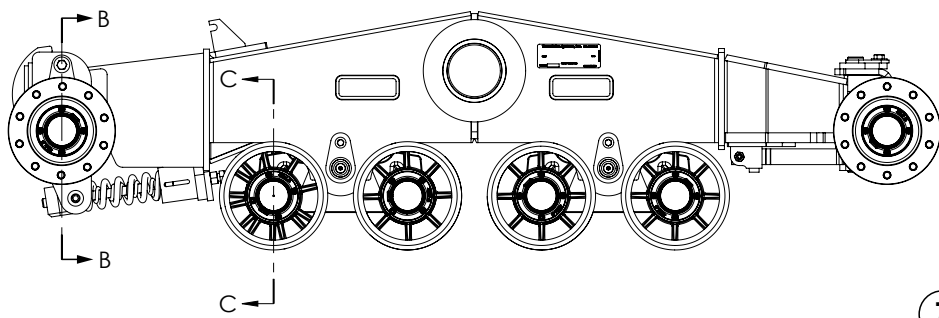
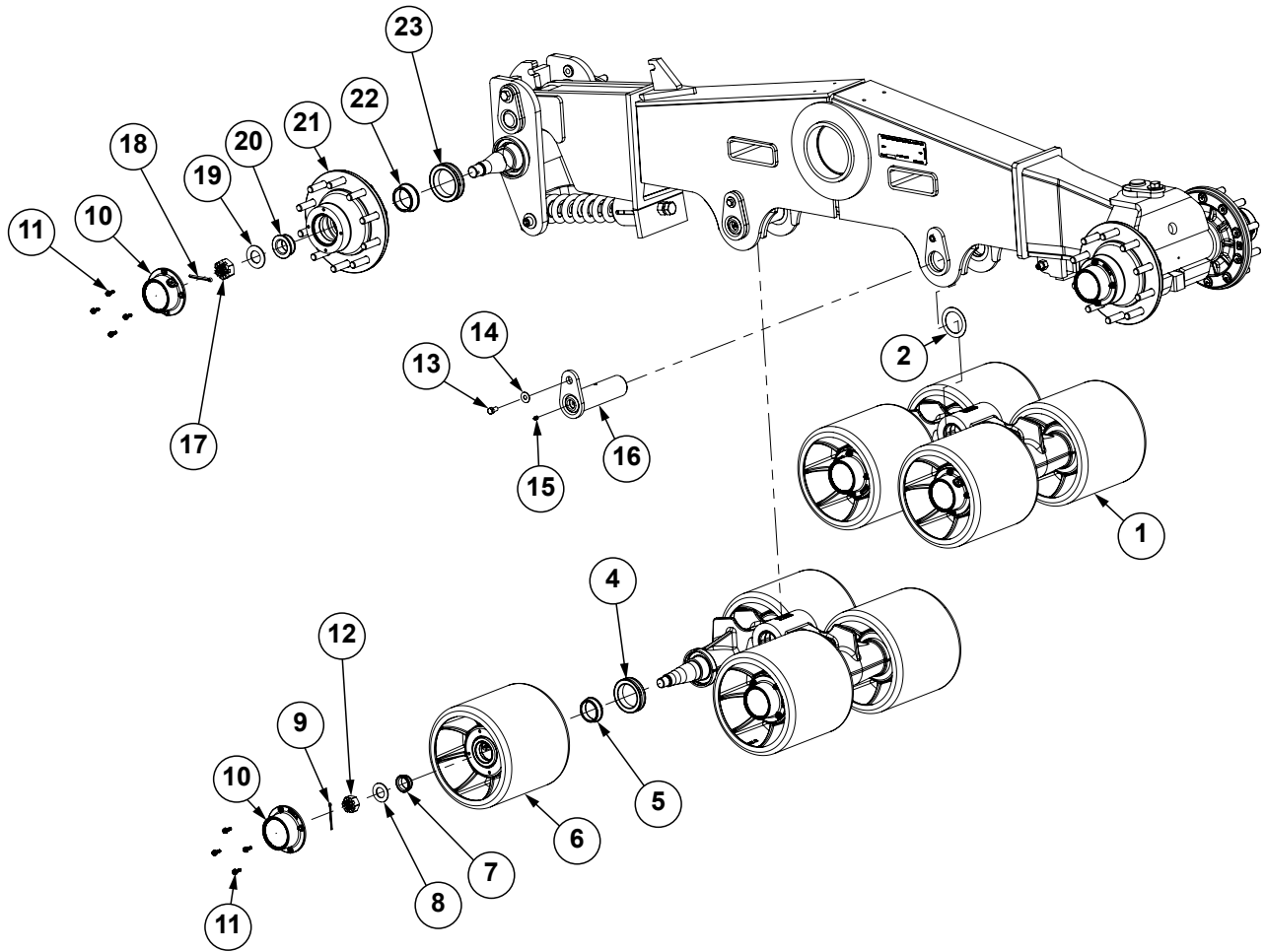
ITEM	PART NO.	QTY.	DESCRIPTION
1	---	---	---
2	G11221201	1	Pin Thrust Ring
3	G11221301	2	Thrust Washer
4	G11221401	1	Belt
5	---	---	---
6	G11221501	1	Top Roller Assembly
7	G11222201	2	Top Roller Wheel
8	G10228	10	Lock Washer, 1/2"
9	G11222301	10	Hex Head Cap Screw, 1/2"-20 x 1 1/4", Grade 8
10	G11222401	1	Pivot Pin Cap
11	G11393	4	Flat Washer, 7/8"
12	G11222501	4	Hex Head Cap Screw, 7/8"-14 x 2 3/4", Grade 8
13	G10641	3	Grease Fitting
14	G11222601	4	Idler Wheel
15	G11222701	40	Wheel Nut, M22 x 1.5"

(IP1554)

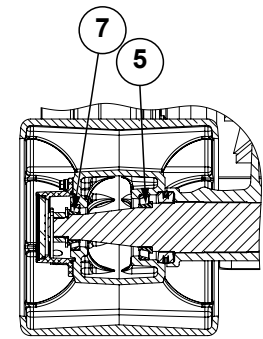


ITEM	PART NO.	QTY.	DESCRIPTION
1	GA24936	1	Main Frame (Non-Stock Item)
2	GA24942	1	Alignment
3	GA24940	2	<a href="#">See "Bogie Hub Assembly, Camso (2022-2025 Production)" on page P25</a>
4	GA24939	1	Tension Link
5	GD34861	2	Thrust Washer, 60mm
6	GD34854	1	Thrust Washer
7	GD34878	1	Pin, 50mm
8	GD34855	4	Flanged Spacer
9	G12209-50	4	Hex Head Cap Screw, M20-2.5 x 50
10	GD35091	2	Long Head Set Screw, 1½" x 85mm
11	GD34853	2	Lock Plate
12	GD34851	2	Flanged Spacer
13	G12207-30	2	Hex Head Cap Screw, M12-1.75 x 30
14	GD34863	4	Thrust Washer
15	GD34882	2	Pin
16	G10641	2	Grease Fitting, ½" NPT
17	GD34874	1	Spring
18	GD34843	1	Seat Spring
19	GD34862	2	Flanged Spacer
20	G12206-60	2	Hex Head Cap Screw, M24-3.0 x 60
21	GD34880	1	Tensioner Pin
22	GD34891	1	Bracket
23	G12040	2	Flat Washer, M16
24	G12205-50	2	Hex Head Cap Screw, M16-2.0 x 50
25	G10641	4	Grease Fitting, ½" NPT
26	GD34846	2	Bushing
27	GD34847	2	Bushing
28	GD34849	2	Bushing
29	GD34850	4	Bushing
30	G10641	4	Grease Fitting, ½" NPT
31	GD34867	2	Scraper Seal
32	GD34868	2	Scraper Seal
33	GD34870	2	Scraper Seal
34	GD34872	4	Scraper Seal

(112100)



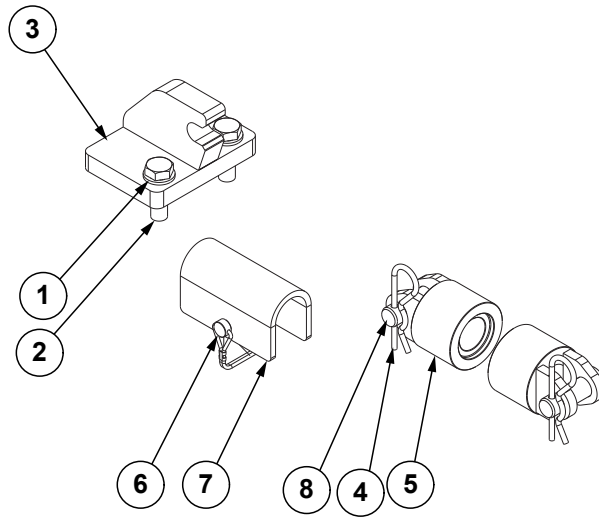
Section B-B



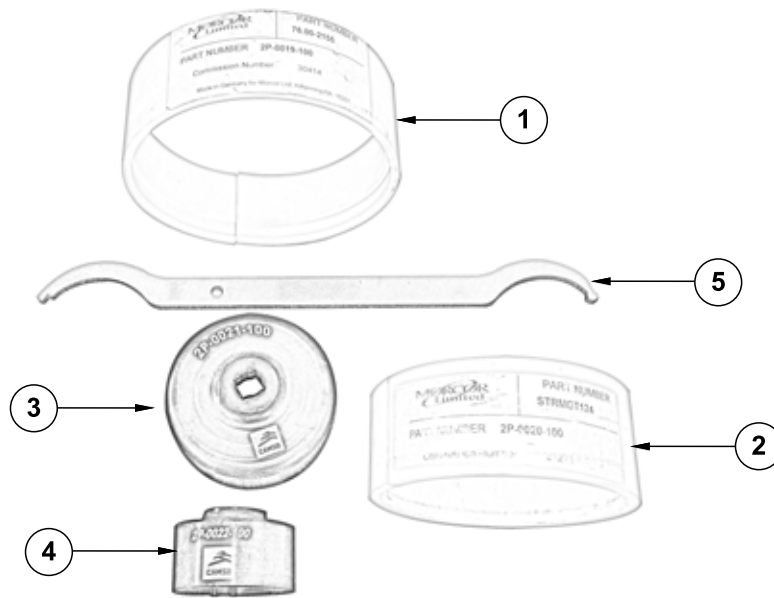
Section C-C

ITEM	PART NO.	QTY.	DESCRIPTION
1	G11222801	1	Mid-Roller Assembly, 4 Wheels
2	G11222901	4	Flat Washer, 2.87" x 4" x .072"
3	---	---	---
4	G11223001	1	Mid-Roller Metal Face Seal
5	G11223101	1	Bearing Cone
6	G11223201	1	Mid-Roller Wheels W/Bearing Cups
7	GA0238	1	Bearing
8	G11223401	1	Flat Washer, 1.375" x 2.5" x .136", Grade 8
9	G11223501	1	Cotter Pin, 3/16" x 3"
10	G11223601	3	Hub Cover Assembly
11	G11227901	12	Hex Non-Serrated Flange Cap Screw, 5/16"-18 x 1", Grade 5
12	G11224101	1	Hex Nut, 1-1/4"-12
13	G11224201	2	Hex Head Cap Screw, 1/2"-13 x 1", Grade 8
14	G11224301	2	Flat Washer, .562" x 1.375" x .109", Grade 8
15	G10641	2	Grease Fitting, 1/8" NPT
16	G11224401	2	Mid-Roller Pivot Pin
17	G11225401	2	Hex Nut, 1 1/2"-12
18	G10469	2	Cotter Pin, 3/16" x 3 1/2"
19	G11224501	2	Flat Washer, 1.625" x 3" x .136", Grade 8
20	GA0705	2	Outer Bearing
21	G11224601	2	Idler Hub W/Bearing Cups Assembly
22	GA5987	2	Inner Bearing
23	G11224701	2	Metal Face Seal, Idler Wheel

(A24944)

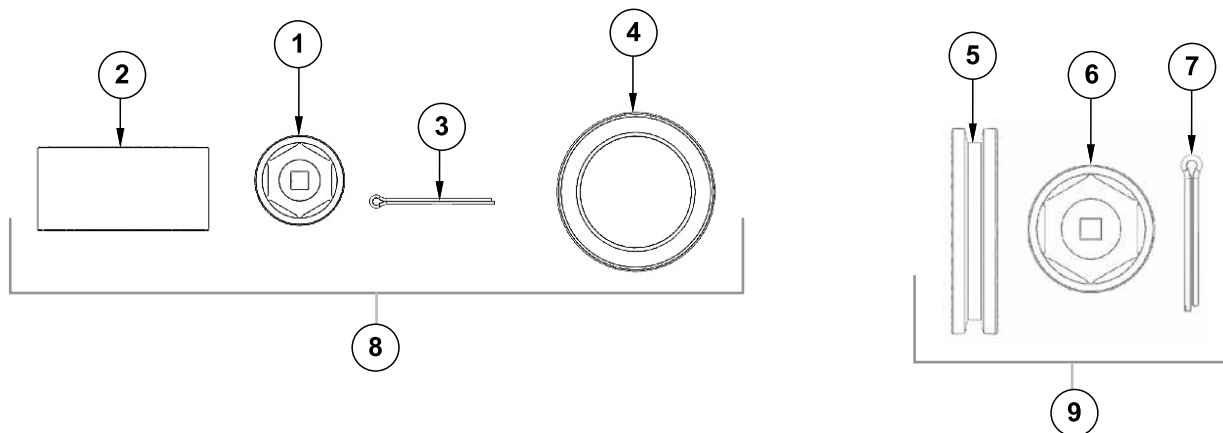


ITEM	PART NO.	QTY.	DESCRIPTION
1	G12040	2	Flat Washer, M16
2	G12205-50	2	Hex Head Cap Screw, M16-2.0 x 50
3	GD34891	1	Bracket
4	G12204	2	Hair Pin Clip, 5MM
5	GD34892	2	Cylinder End
6	GD35310	1	Wire Lock Pin, 5/16" x 3 1/8"
7	GD34889	1	Locking C Shape Plate
8	G12203	2	Clevis Pin, M20 x 60
A	GA24944	-	Detensioing Tool Kit Complete, Items 1-8



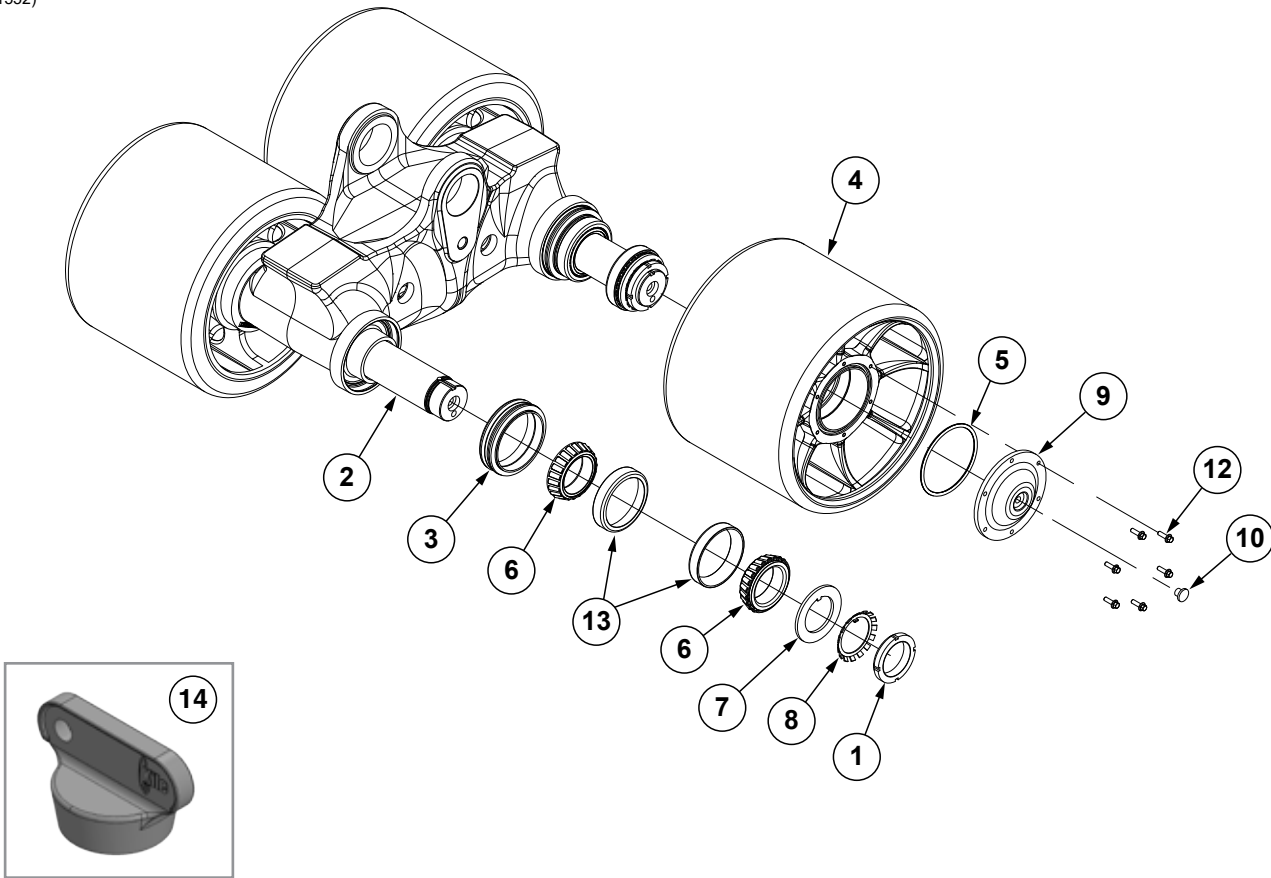
ITEM	PART NO.	QTY.	DESCRIPTION
1	GD34893	1	Seal Installation Tool
2	GD34945	1	Seal Installation Tool
3	GD34946	1	Bearing Locknut Socket, TN-12
4	GD34947	1	Bearing Locknut Socket, N-06
5	GD34948	1	Locknut Tab Bender

TDS Service Tools



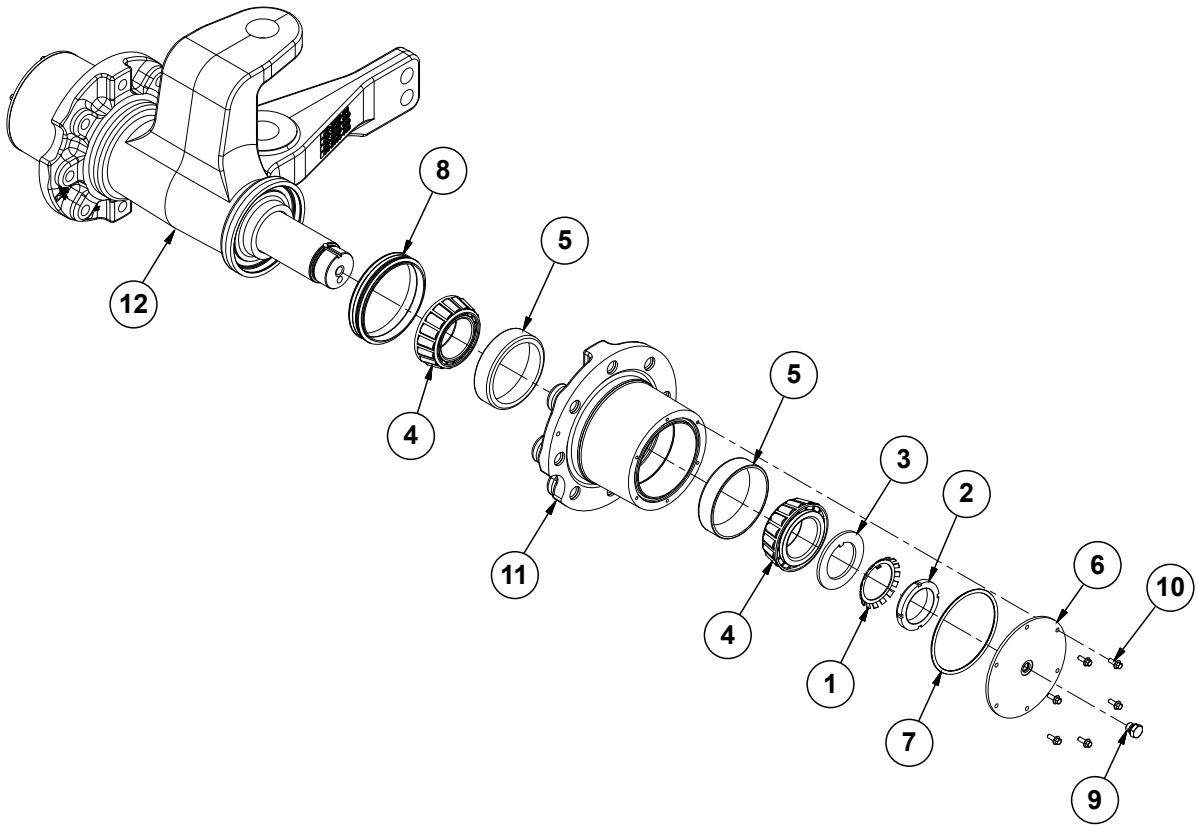
ITEM	PART NO.	QTY.	DESCRIPTION
1	G11244501	1	Impact Socket, 1 <sup>13</sup> / <sub>16</sub> " SAE 6 Point Deep
2	G11225701	1	Seal Press Tool
3	G11223501	1	Cotter Pin, 3/ <sub>16</sub> " x 3"
4	G11244601	1	Metal Face Seal, Mid-Roller
5	G11224701	1	Metal Face Seal, Idler Wheel
6	G11244401	1	Impact Socket, 2 <sup>1</sup> / <sub>4</sub> " SAE 6 Point Deep
7	G10469	1	Cotter Pin, 5/ <sub>16</sub> "
8	G11244701	-	Mid-Roller Seal Kit, Includes Items 1-4
9	G11244801	-	Idler Seal Kit, Includes Items 5-7

(IP1552)



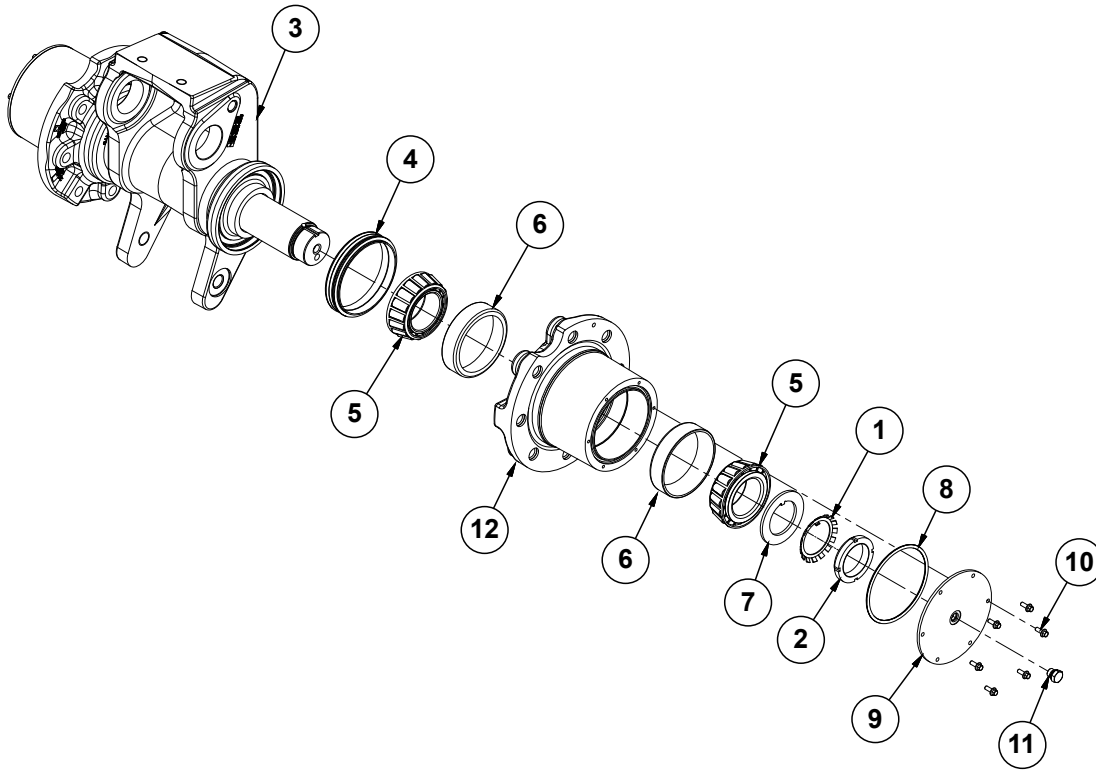
ITEM	PART NO.	QTY.	DESCRIPTION
1	GD35090	4	Idler and Mid Roller Locknut
2	GA24941	1	Bogie Hub
3	GD34871	4	High Temp O-Ring
4	GD34883	4	Mid-Roller Wheel
5	GD34835	4	O-Ring
6	GR2278	8	Mid-Roller Bearing (Includes Item 13)
7	GD34837	4	Tongue Washer
8	GD34890	4	Idler Lock Washer
9	GD36718	4	Clear Cap Cover
10	GD36717	4	Oil Plug
11	---	---	---
12	G12221	24	Hex Non-Serrated Flange Cap Screw, M6-1.0 x 20
13	GR2278	8	Mid-Roller Bearing Race (Includes Item 6)
14	GD36719	-	Oil Plug Tool
A	GA24940	---	Bogie Hub Assembly (Items 1-13)

(IP1555)



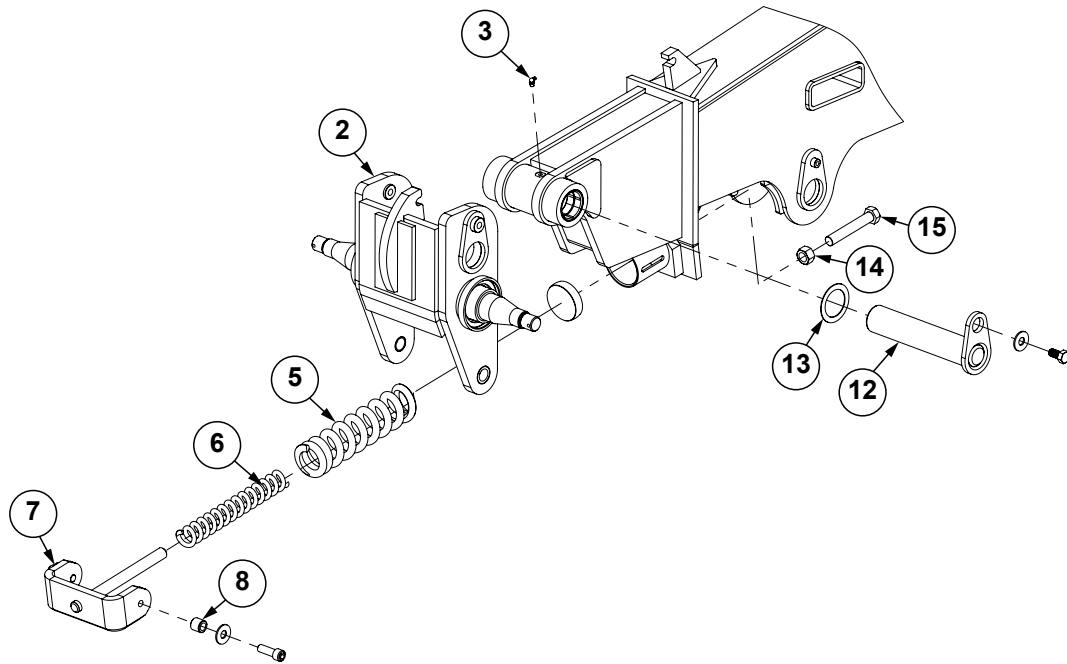
ITEM	PART NO.	QTY.	DESCRIPTION
1	GD34890	2	Idler Lock Washer
2	GD35090	2	Idler and Mid Roller Locknut
3	GD34837	2	Tongue Washer
4	GA25054	4	Idler Bearing
5	GD34842	4	Idler Bearing Race
6	GD34852	2	Idler Hub Cover
7	GD34866	2	O-Ring
8	GD34944	2	Seal
9	GD34943	2	Plug
10	G12202-16	12	Hex Socket Flange Cap Screw, M6-1.0 x 16
11	GA24943	1	Idler Hub
12	GD34845	1	Alignment Link
A	GA24942	-	Alignment Link W/Hubs

(IP1556)



ITEM	PART NO.	QTY.	DESCRIPTION
1	GD34890	2	Idler Lock Washer
2	GD35090	2	Idler and Mid Roller Locknut
3	GD34844	1	Tension Link
4	GD34944	2	Seal
5	GA25054	4	Idler Bearing
6	GD34842	4	Idler Bearing Race
7	GD34837	2	Tongue Washer
8	GD34866	2	O-Ring
9	GD34852	2	Idler Hub Cover
10	G12202-16	12	Hex Socket Flange Cap Screw, M6-1.0 x 16
11	GD34943	2	Plug
12	GA24943	1	Idler Hub
A	GA24939	-	Tension Link W/Hubs

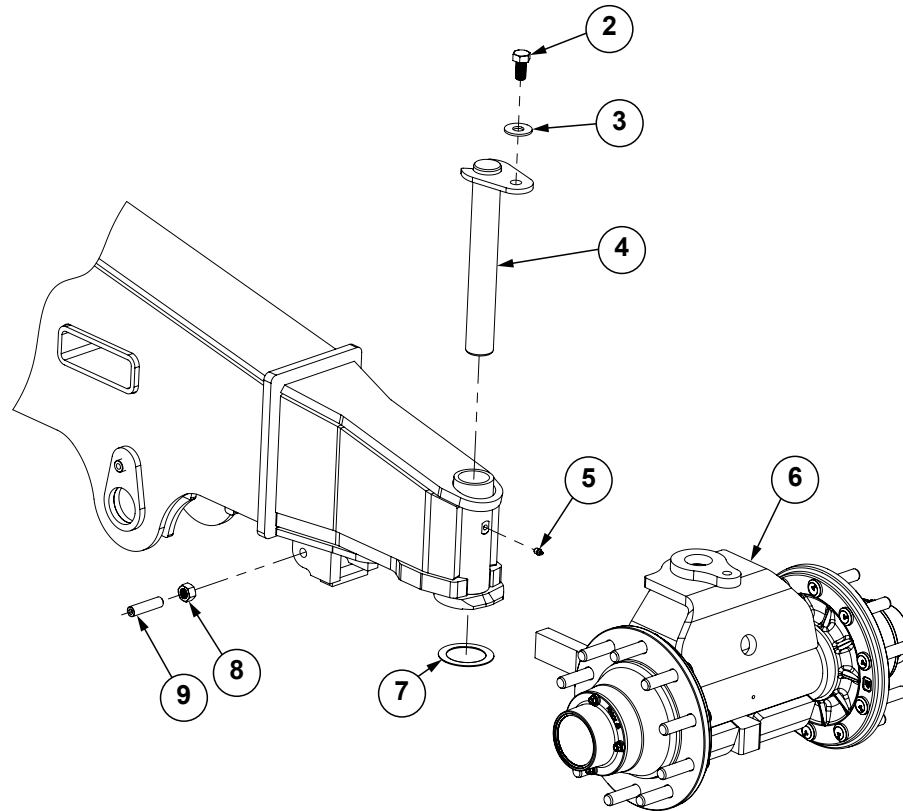
(112100)



ITEM	PART NO.	QTY.	DESCRIPTION
1	---	---	---
2	G11224801	1	Tensioner Pivot Arm and Idler Spindle Assembly
3	G10343	1	Grease Fitting, 90°, 1/8"-27
4	---	---	---
5	G11224901	1	Compression Spring, 3.711" O.D. Outer Spring
6	G11225001	1	Compression Spring, 2.1" O.D. Inner Spring
7	G11225101	1	Spring Saddle Assembly
8	G11225201	2	Spring Saddle Pivot
9	---	---	---
10	---	---	---
11	---	---	---
12	G11225301	1	Tensioner Pivot Pin Assembly
13	G11222901	2	Flat Washer, 2.87" x 4" x .072"

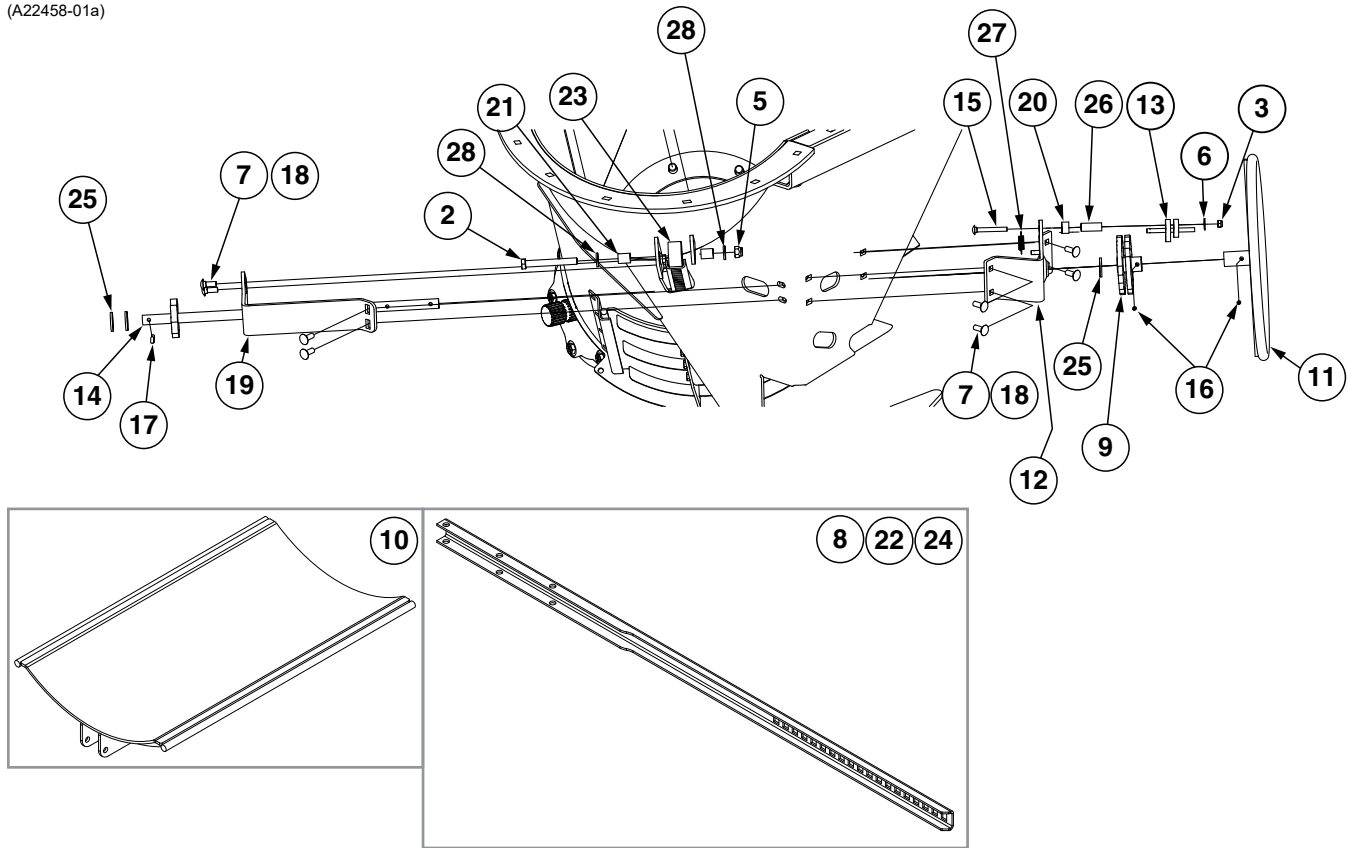
**This page left blank intentionally.**

(112100)



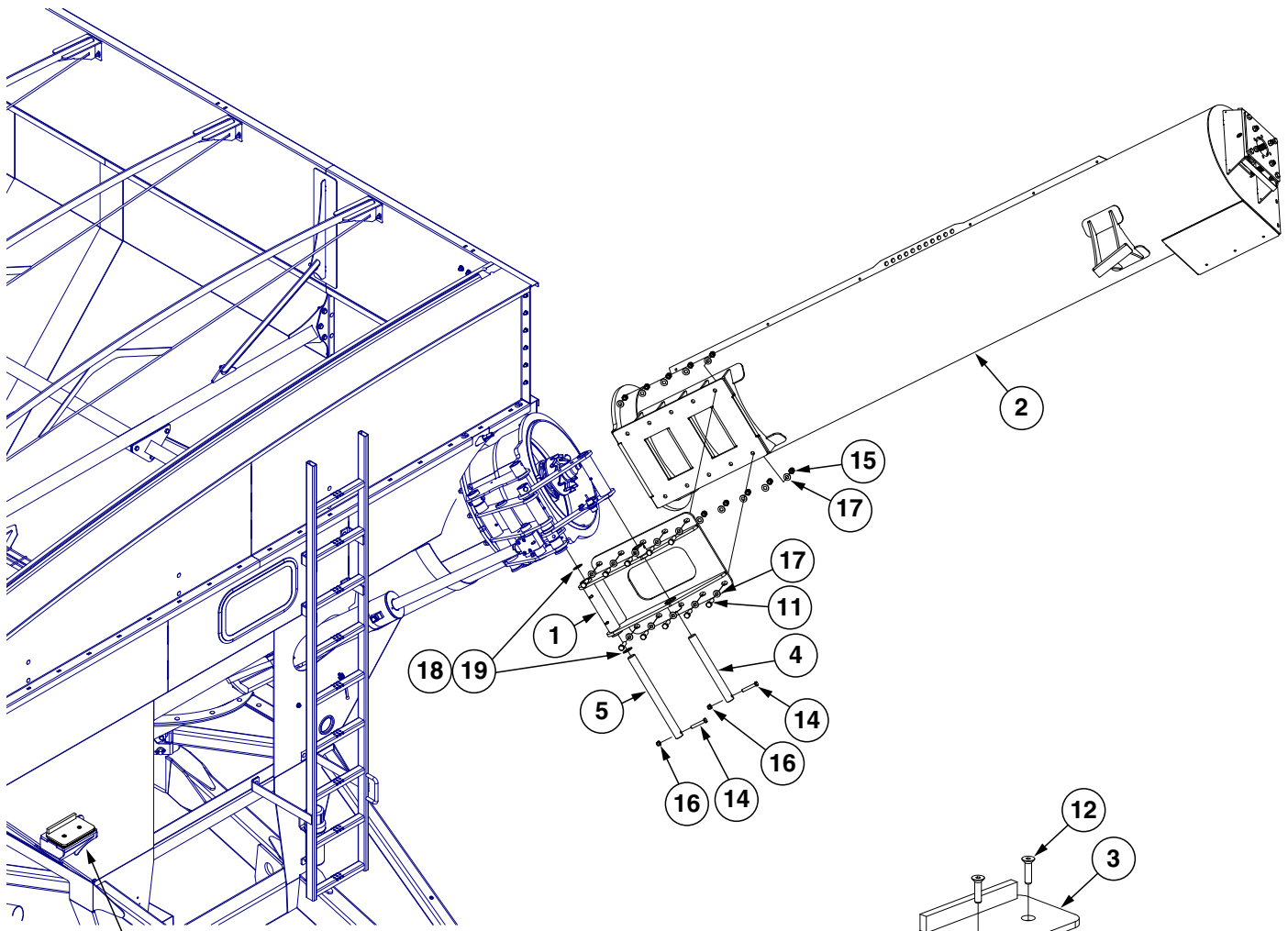
ITEM	PART NO.	QTY.	DESCRIPTION
1	---	---	---
2	---	---	---
3	---	---	---
4	G11225501	1	Alignment Pivot Pin Assembly
5	G10641	1	Grease Fitting, 1/8" NPT
6	G11225601	1	Spindle Alignment Housing W/Hubs
7	G11222901	1	Flat Washer, 2.87" x 4" x .072"
8	G10098	2	Hex Nut, 3/4"-16
9	G11225801	2	Hex Set Screw, 3/4"-16 x 3"

(A22458-01a)

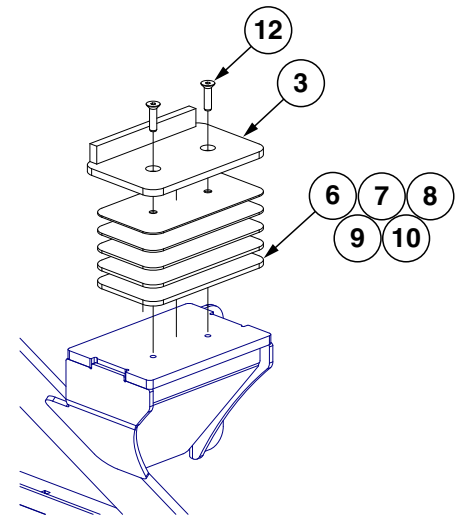


ITEM	PART NO.	QTY.	DESCRIPTION
1	---	-	---
2	G10035	1	Hex Head Cap Screw, 1/2"-13 x 4"
3	G10109	4	Lock Nut, 5/16"-18, Grade 8
4	---	-	---
5	G10111	9	Lock Nut, 1/2"-13
6	G10219	1	Washer, 5/16" USS
7	G10305	8	Carriage Bolt, 3/8"-16 x 1"
8	G10325	3	Hex Head Cap Screw, 3/8"-16 x 2 3/4"
9	GA23023	1	Gears
10	GA23020	1	Clean Out Door
11	GA23019	1	Opener Wheel
12	GA23018	1	Handle Support
13	GA23017	1	Gear Stop
14	GA23016	1	Gear Shaft
15	G10902	1	Carriage Bolt, 5/16"-18 x 2 1/2", Grade 5
16	G11646	2	Slotted Spring Pin, 1/4" x 1 1/4"
17	G10465	1	Cotter Pin, 1/4" x 1 1/4"
18	G11091	16	Serrated Flange Nut, 3/8"-16
19	GD32982	1	Bracket
20	GD32981	1	Sleeve
21	GD10538-25	2	Sleeve, 3/4" O.D. x .532" I.D. x 1 5/16"
22	GD32971	1	Clean Out Door Track
23	GD32960	1	Bushing
24	G11091	3	Serrated Flange Nut, 3/8"-16
25	G11392	3	Flat Washer, 3/4" SAE
26	GD2971-28	1	Sleeve
27	GD34094	1	Spring
28	G11389	2	Flat Washer, 1/2" Plated SAE

(A22502)



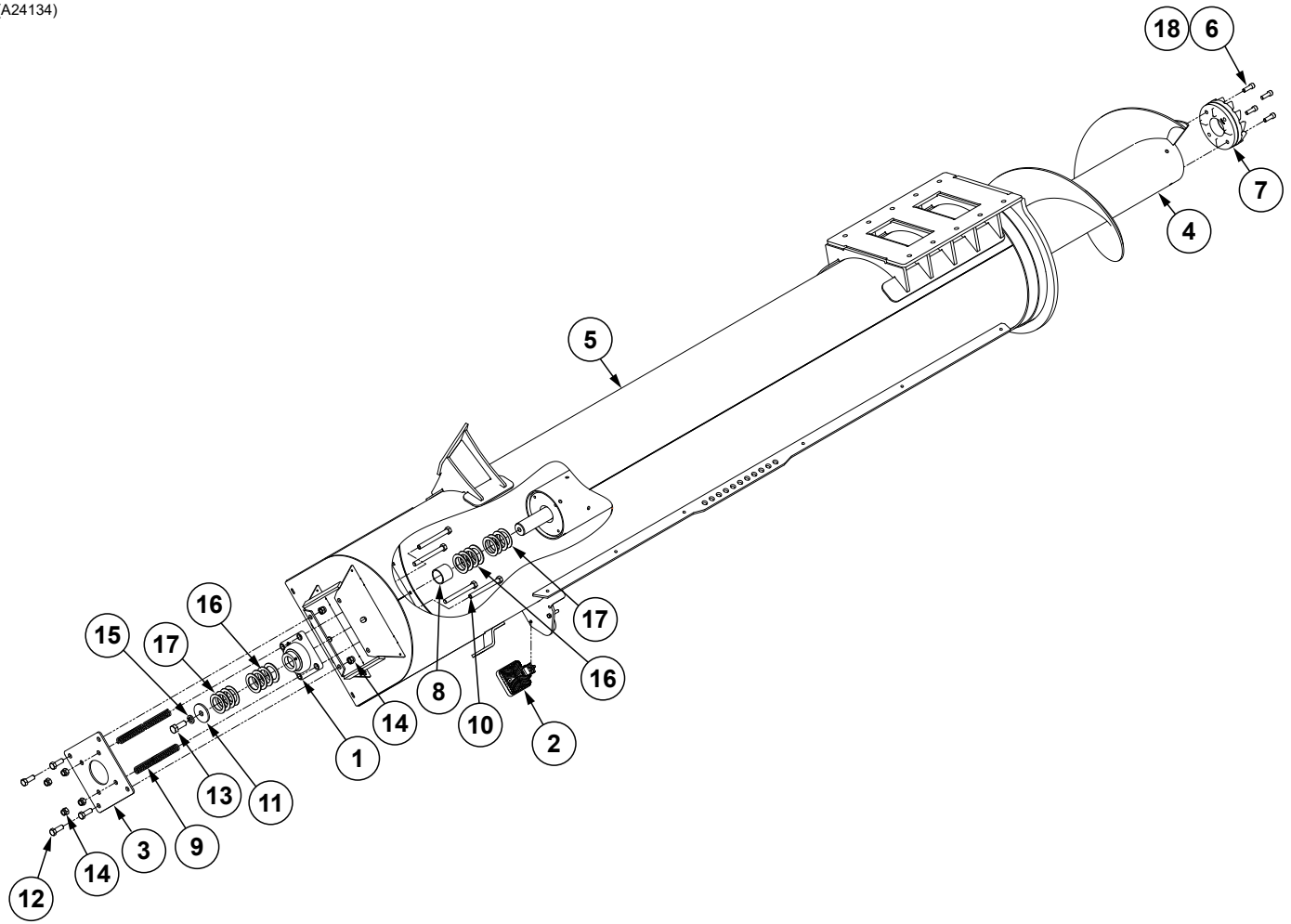
See Detail A



Detail A  
(Rotated for Clarity)

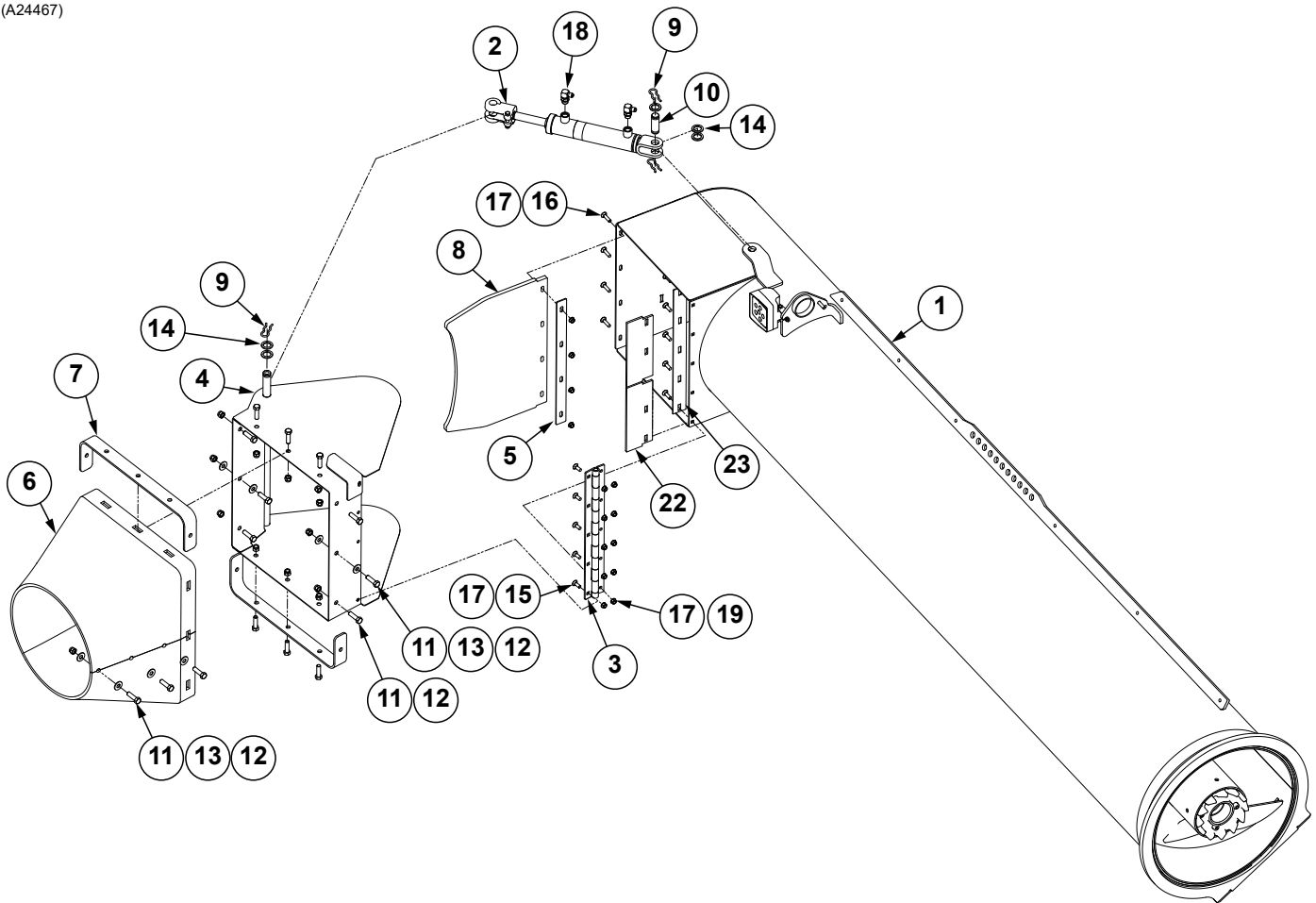
ITEM	PART NO.	QTY.	DESCRIPTION
1	GA22475	1	Upper Auger Hinge
2	---	1	<a href="#">See "Upper Vertical Auger Assembly" on page P35</a>
3	GA24270	1	Auger Rest
4	GD31834-03	1	Pin, 1½" O.D. x 14¾"
5	GD31834-04	1	Pin, 1½" O.D. x 18"
6	GD33691-01	1	Shim, 8½" x 4½" x ¼"
7	GD33691-02	1	Shim, 8½" x 4½" x .1793"
8	GD33691-03	1	Shim, 8½" x 4½" x .1345"
9	GD33691-04	1	Shim, 8½" x 4½" x .1046"
10	GD33691-05	1	Shim, 8½" x 4½" x .0747"
11	G10006	10	Hex Head Cap Screw, ⅝"-11 x 2¼"
12	G10267701	2	Hex Flat Head Cap Screw, ⅜"-16 x 2"
13	---	-	---
14	G10038	2	Hex Head Cap Screw, ½"-13 x 3"
15	G10107	10	Lock Nut, ⅝"-11
16	G10111	2	Lock Nut, ½"-13
17	G11391	20	Flat Washer, ⅝" SAE
18	G10450	-	Washer, 2¼", 18 Gauge (.0478")
19	G11531	-	Washer, 2¼", 12 Gauge (.1046")

(A24134)



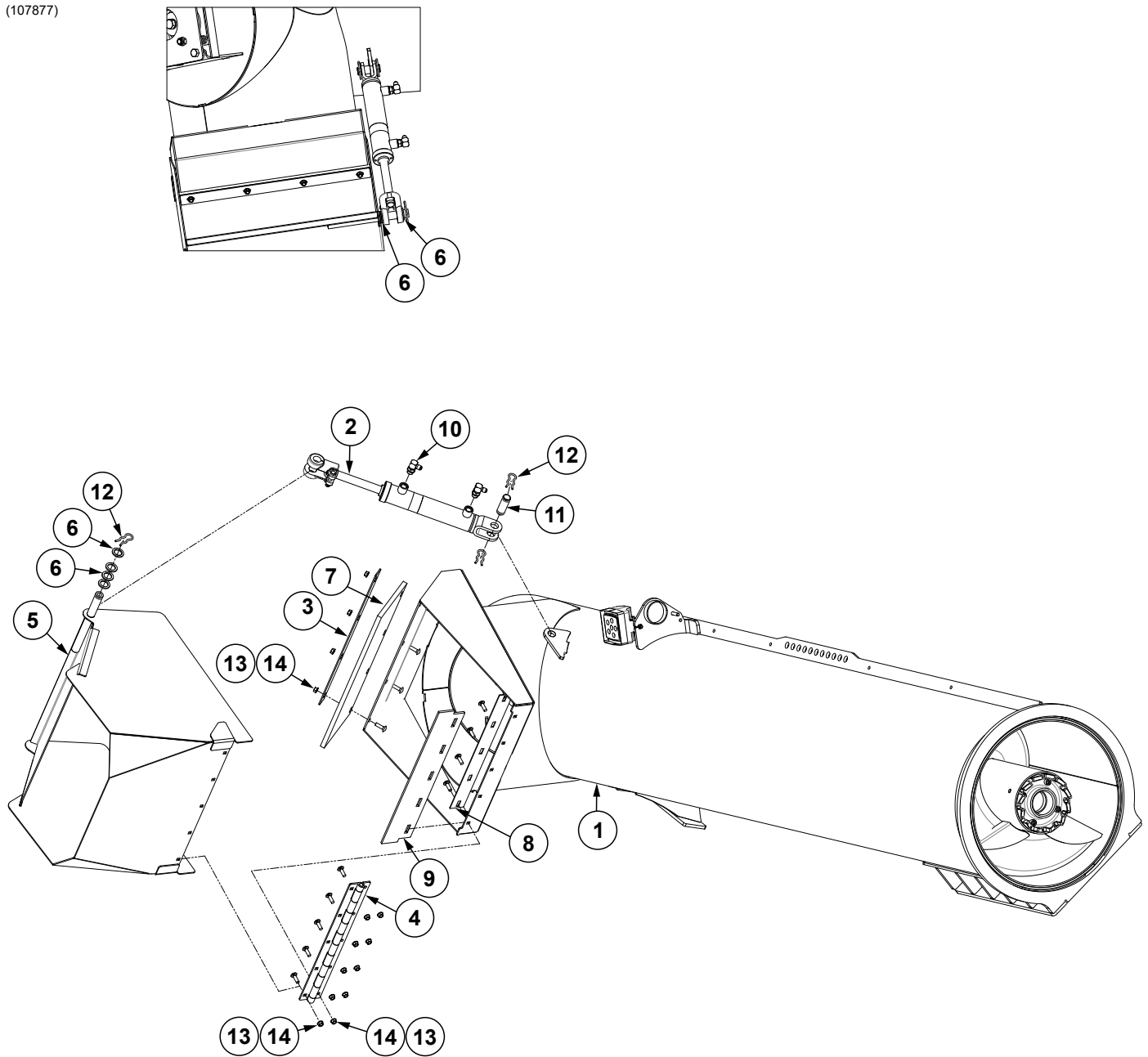
ITEM	PART NO.	QTY.	DESCRIPTION
1	GA0449	1	Bearing W/Lock Collar, Set Screw And Grease Fitting, 2"
	GR0265	-	Lock Collar (Item Included W/GA0449)
	G10080	-	Hex Socket Set Screw, 7/16"-14 x 7/16" (Item Included W/GA0449)
	GR1376	-	Lock Collar (Item Included W/GA0449)
	G10850	-	Hex Socket Set Screw, 7/16"-20 x 7/16" (Item Included W/GA0449)
	GR1434	-	Lock Collar (Item Included W/GA0449)
	G10120	-	Hex Socket Set Screw, 3/8"-16 x 1/2" (Item Included W/GA0449)
	GR1174	-	Lock Collar (Item Included W/GA0449)
	G10849	-	Hex Socket Set Screw, 3/8"-24 x 1/2" (Item Included W/GA0449)
	G10641	-	Grease Fitting, 1/8" NPT (Item Included W/GA0449)
2	G11112401	1	Work Light ( <a href="#">See "Electrical Schematic" on page P65</a> )
3	GD13778	1	Bearing Mount Plate
4	GA24136	1	Upper Vertical Auger
5	GA24142	1	Upper Vertical Auger Tube
	G10784301	1	Upper Vertical Auger Tube (2023 Production Only)
6	---	-	---
7	GD32153	1	Upper Coupler
8	GD3457-09	1	Sleeve, 2" x 2 1/4" Long
9	GD6433	4	Spring
10	G10068	4	Hex Head Cap Screw, 5/8"-11 x 6"
11	GD9592	1	Special Washer
12	G10005	4	Hex Head Cap Screw, 5/8"-11 x 1 3/4"
13	G10026	1	Hex Head Cap Screw, 3/4"-10 x 2"
14	G10107	8	Lock Nut, 5/8"-11
15	G10231	1	Lock Washer, 3/4"
16	G10234	8	Machine Bushing, 2 1/8", 10 Gauge (.1345")
17	G10336	8	Machine Bushing, 2 1/8", 14 Gauge (.0747")
18	G11559	4	Hex Socket Head Cap Screw, 1/2"-13 x 1 1/2", Grade 8

(A24467)



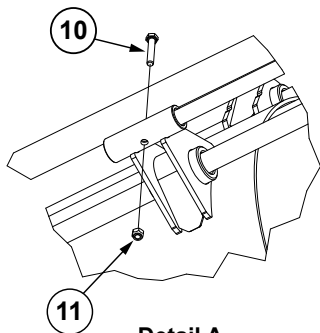
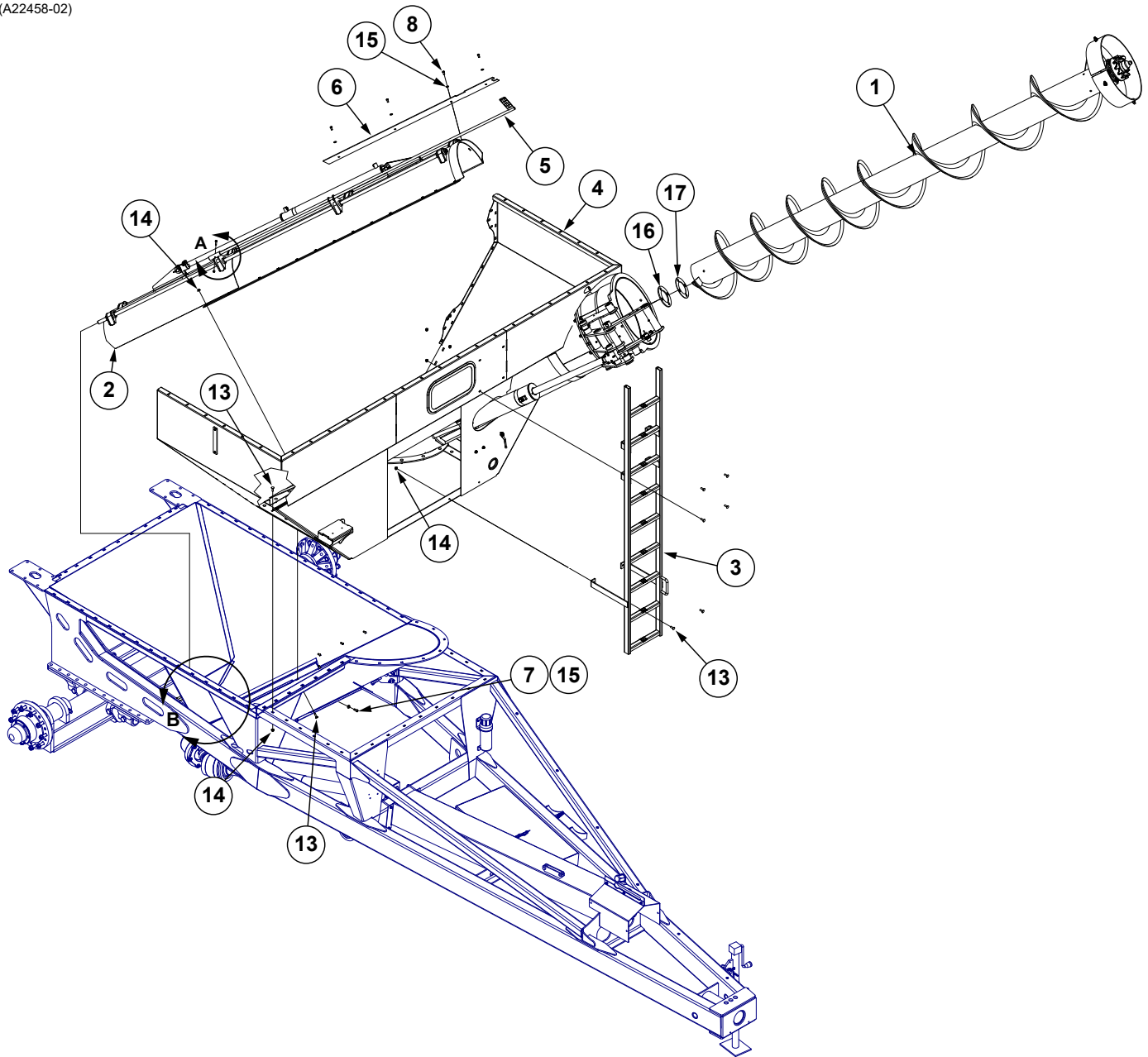
ITEM	PART NO.	QTY.	DESCRIPTION
1	---	1	<a href="#">See "Upper Vertical Auger Assembly" on page P35</a>
2	GA21166	1	<a href="#">See "Adjustable Discharge Spout Cylinder" on page P61</a>
3	GA22401	1	Continuous Hinge
4	GA22860	1	Discharge Hood
5	GD32278	1	Diverter Bar
6	GD34401	1	Rubber Chute
7	GD32482	2	Side Mount Plate
8	GD32483	1	Diverter Flap
9	GR0193	3	Hair Pin Clip
10	GR0367	1	Pin, 1" x 2 <sup>7</sup> / <sub>8</sub> "
11	G10039	15	Hex Head Cap Screw, 1/2"-13 x 1 <sup>3</sup> / <sub>4</sub> "
12	G10111	15	Lock Nut, 1/2"-13
13	G10216	10	Washer, 1/2" USS
14	G10233	5	Machine Bushing, 1 1/2" x 1/32", 10 Gauge (.1345")
15	G10305	5	Carriage Bolt, 3/8"-16 x 1"
16	G10301	4	Carriage Bolt, 3/8"-16 x 1 1/2"
17	G11091	14	Serrated Flange Nut, 3/8"-16
18	G6801-06-08	2	Elbow W/O-Ring, 90°, 9/16"-18 Male JIC To 3/4"-16 O-Ring
	GR1037	-	O-Ring
19	G10599	5	Carriage Bolt, 3/8"-16 x 1 1/4"
20	---	---	---
21	---	---	---
22	GD34136	2	Hinge Cover
23	GD34137	1	Hinge Cover Back Plate

(107877)

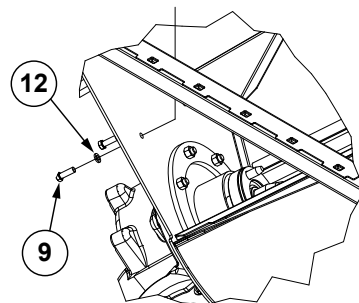


ITEM	PART NO.	QTY.	DESCRIPTION
1	---	1	<a href="#">See "Upper Vertical Auger Assembly" on page P35</a>
2	GA21166	1	<a href="#">See "Adjustable Discharge Spout Cylinder" on page P61</a>
3	G10785401	1	Auger Flap Strip
4	GA22401	2	Continuous Hinge
5	G10784601	1	Upper Auger Hood
6	G10233	4	Machine Bushing, 1½" x ½", 10 Gauge (.1345")
7	G10785301	1	Auger Hood Flap
8	GD34137	1	Hinge Cover Back Plate
9	G10787601	1	Hinge Cover Flap
10	G6801-06-08 GR1037	2 -	Elbow W/O-Ring, 90°, ¾"-18 Male JIC To ¾"-16 O-Ring O-Ring
11	GR0367	1	Pin, 1" x 2⅞"
12	GR0193	3	Hair Pin Clip
13	G10599	14	Carriage Bolt, ⅜"-16 x 1¼"
14	G11091	14	Serrated Flange Nut, ⅜"-16

(A22458-02)



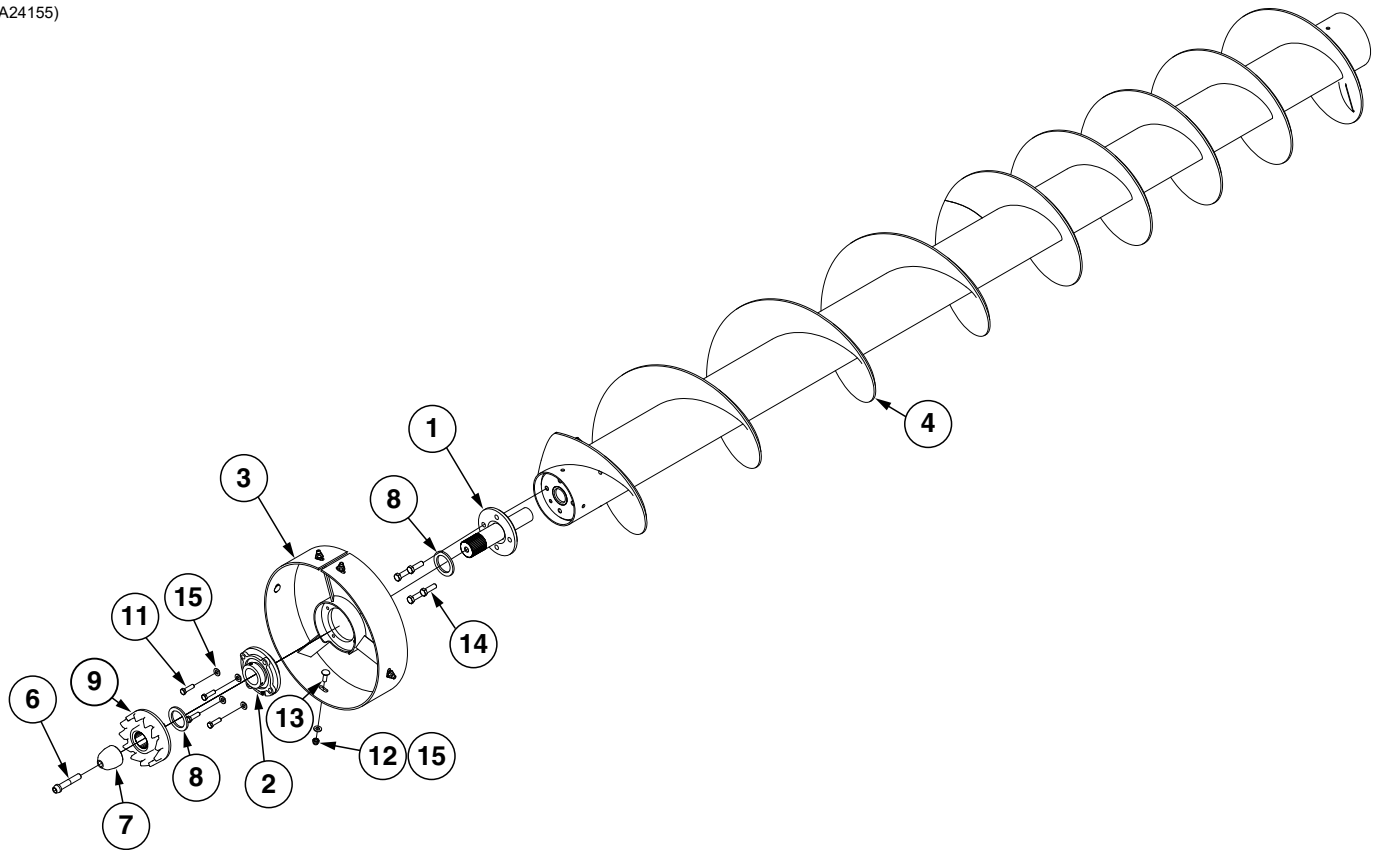
Detail A



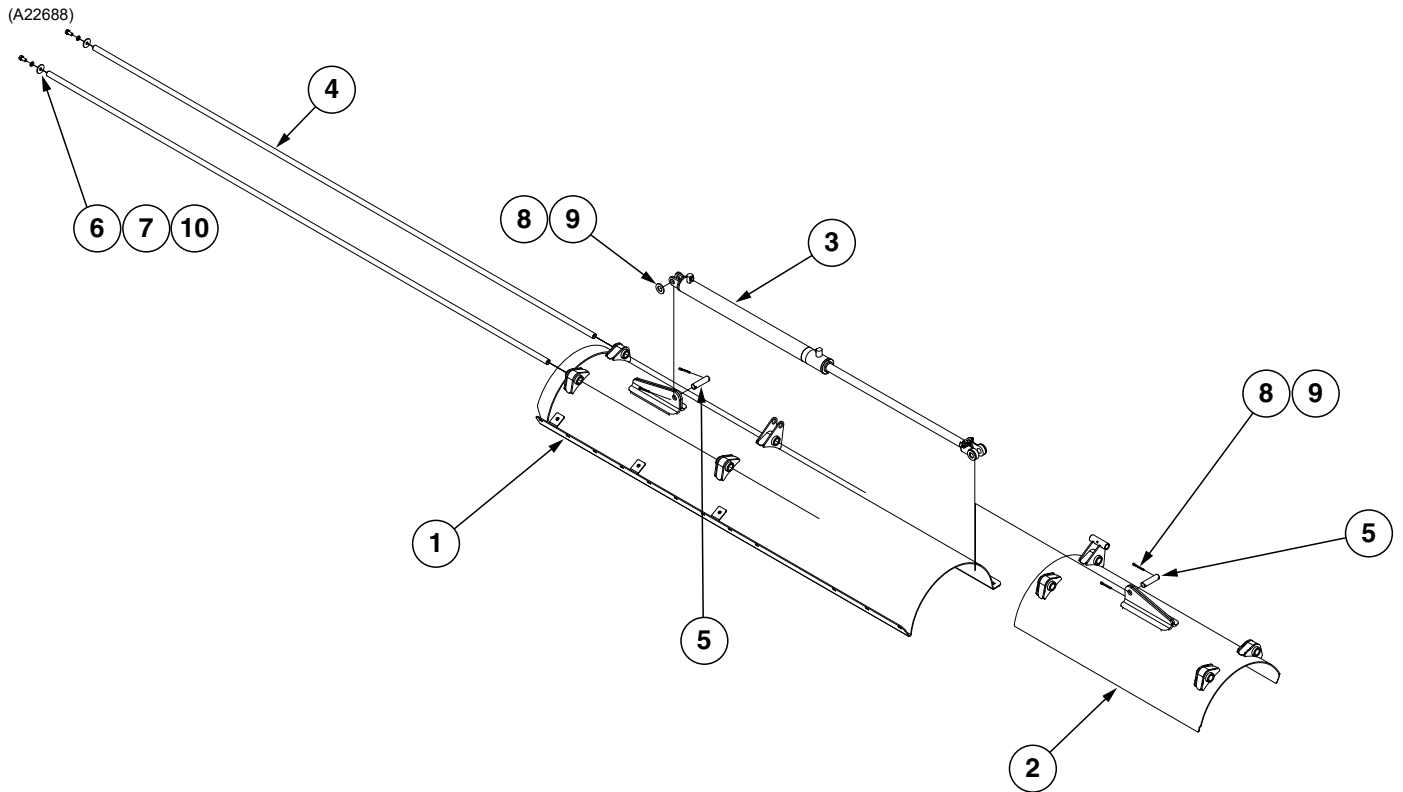
Detail B  
(Some Parts Not Shown For Clarity)

ITEM	PART NO.	QTY.	DESCRIPTION
1	---	1	<a href="#">See "Lower Vertical Auger Assembly" on page P43</a>
2	---	1	<a href="#">See "Flow Gate" on page P44</a>
3	GA23013	1	Ladder
4	---	1	<a href="#">See "Front Tub Assembly" on page P47</a>
5	GA24269	1	Flow Gate Sight Rod
	---	-	<a href="#">See "Decal, Sight Flow Gate" on page P93</a>
6	GD33981	1	Cover Plate
7	G10004	12	Hex Head Cap Screw, $\frac{3}{8}$ "-16 x 1 $\frac{1}{4}$ "
8	G10002	4	Hex Head Cap Screw, $\frac{3}{8}$ "-16 x $\frac{3}{4}$ "
9	G10017	2	Hex Head Cap Screw, $\frac{1}{2}$ "-13 x 1 $\frac{1}{2}$ "
10	G10031	1	Hex Head Cap Screw, $\frac{5}{16}$ "-18 x 1 $\frac{3}{4}$ "
11	G10109	1	Lock Nut, $\frac{5}{16}$ "-18, Grade 8
12	G10228	2	Lock Washer, $\frac{1}{2}$ "
13	G10599	52	Carriage Bolt, $\frac{3}{8}$ "-16 x 1 $\frac{1}{4}$ "
14	G11091	64	Serrated Flange Nut, $\frac{3}{8}$ "-16
15	G11387	16	Hardened Washer, $\frac{3}{8}$ " SAE
16	GD25033	1	Lower Auger Shim, $\frac{1}{4}$ "
17	GD25034	1	Lower Auger Shim, 12 Gauge (.0146")

(A24155)



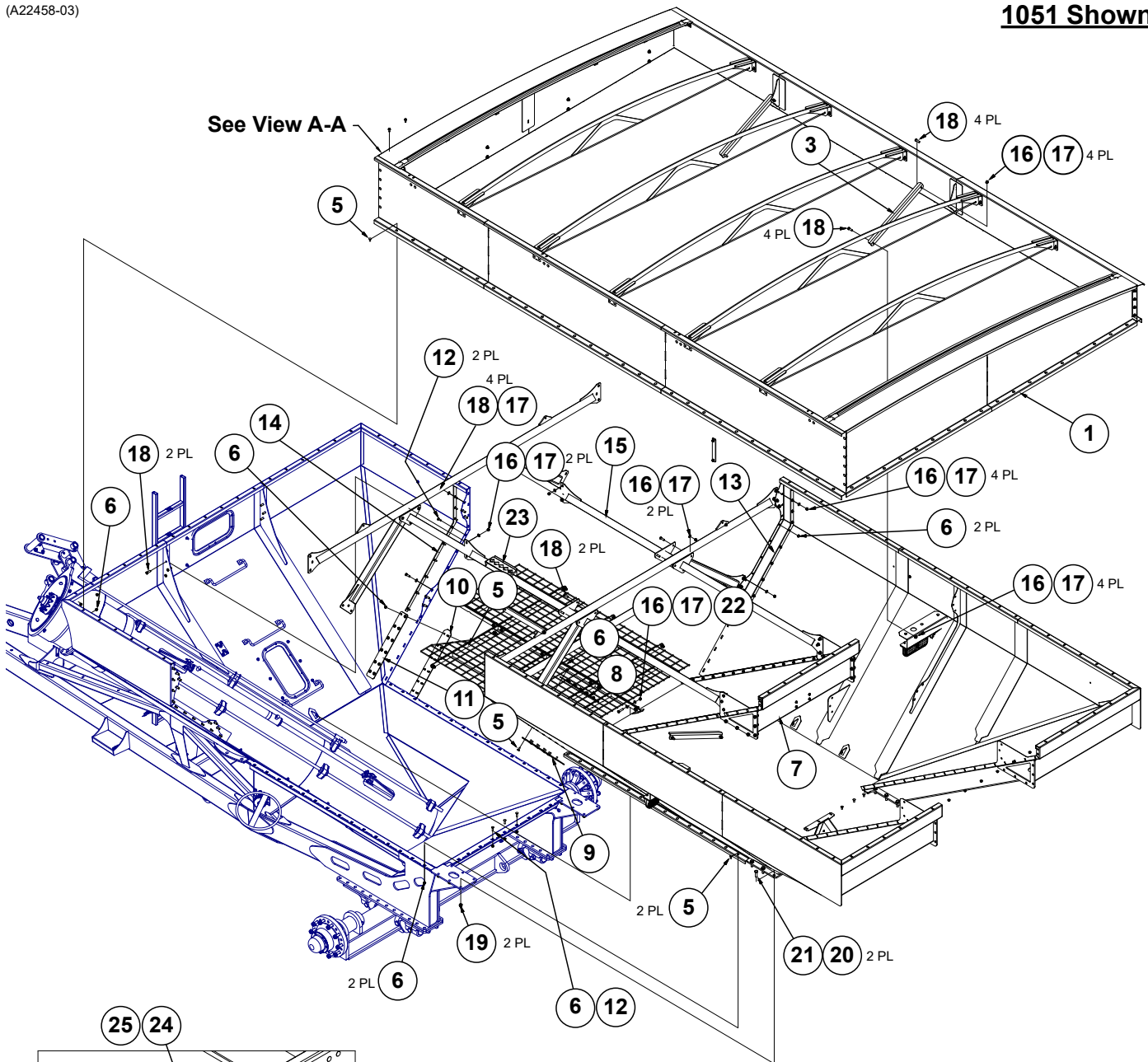
ITEM	PART NO.	QTY.	DESCRIPTION
1	GA18487	1	Lower Auger Spindle
2	GA18517	1	4-Bolt Flange Bearing, 27/16"
3	GA22481	1	Vertical Auger Hanger
4	GA24566	1	Lower Vertical Auger, Double Flighted
5	---	-	---
6	GD25419	1	Hex Socket Head Cap Screw, 3/4"-10 x 4", Grade 5
7	GD26892	1	Vertical Pilot Cone
8	GD29312	2	Coupler Washer
9	GD32154	1	Lower Coupler
10	---	-	---
11	G10039	4	Hex Head Cap Screw, 1/2"-13 x 1 3/4"
12	G10111	5	Lock Nut, 1/2"-13
13	G10636	5	Carriage Bolt, 1/2"-13 x 1 1/2"
14	G11174	4	Hex Head Cap Screw, 5/8"-11 x 2"
15	G11389	9	Flat Washer, 1/2" Plated SAE



ITEM	PART NO.	QTY.	DESCRIPTION
1	GA22474	1	Lower Auger Cover
2	GA22477	1	Flow Gate Cover
3	GA22511	1	<a href="#">See "Hydraulic Flow Gate Cylinder" on page P63</a>
4	GD31949	2	Shaft, 1" x 129 <sup>5</sup> / <sub>8</sub> "
5	GD32350-02	2	Pin, 1" O.D. x 3 <sup>7</sup> / <sub>8</sub> "
6	GD33059	2	Washer, 1 <sup>3</sup> / <sub>4</sub> " O.D. x .531" I.D. x 10 Gauge (.1345")
7	G10228	2	Lock Washer, 1/2"
8	G10460	4	Cotter Pin, 1/4" x 2"
9	G11394	4	Flat Washer, 1" SAE
10	G10014	2	Hex Head Cap Screw, 1/2"-13 x 1"

(A22458-03)

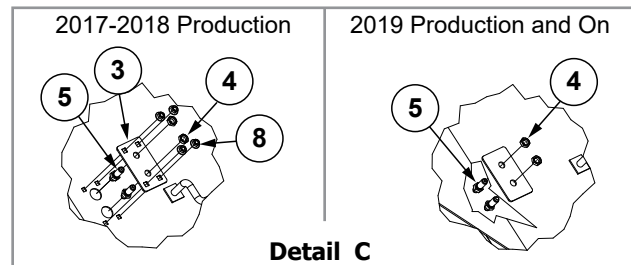
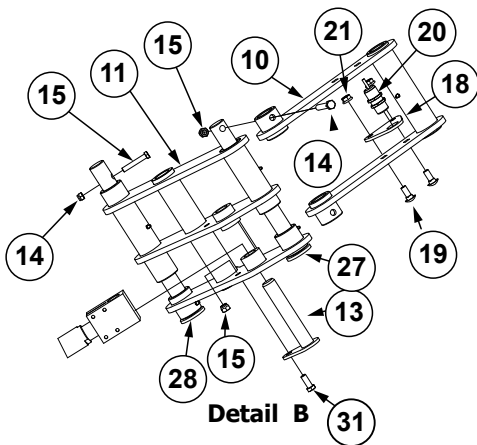
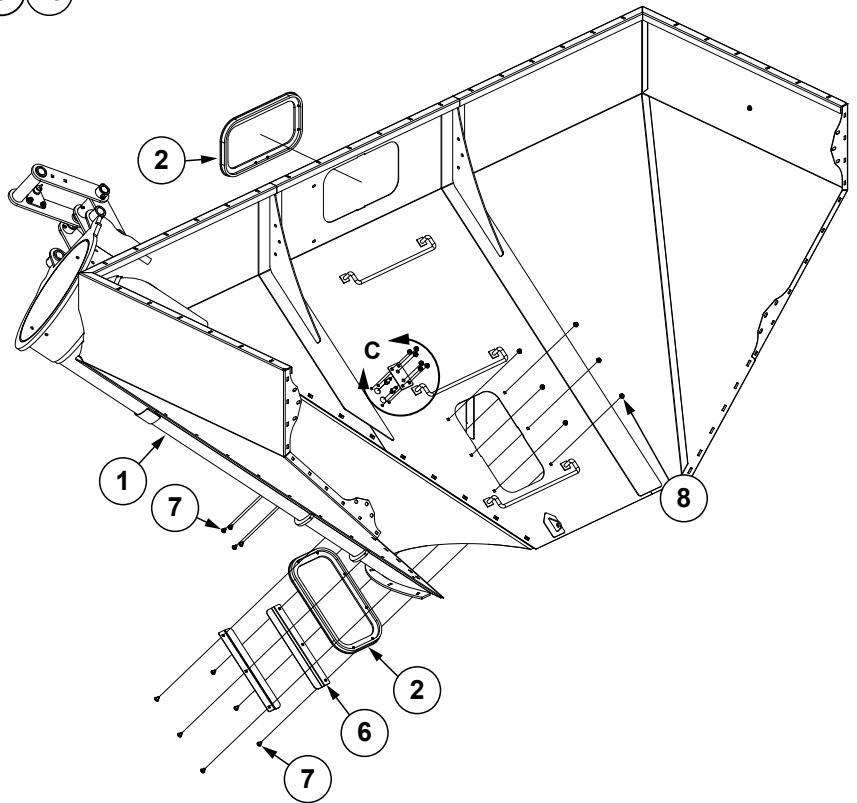
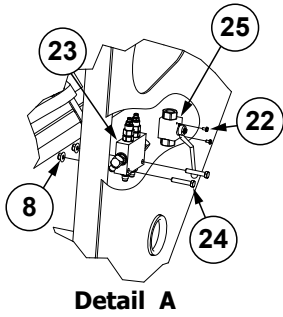
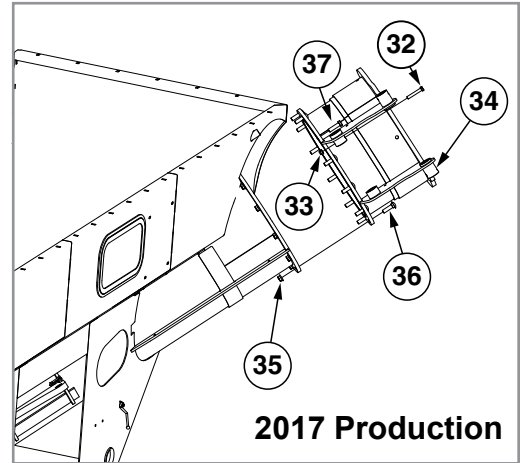
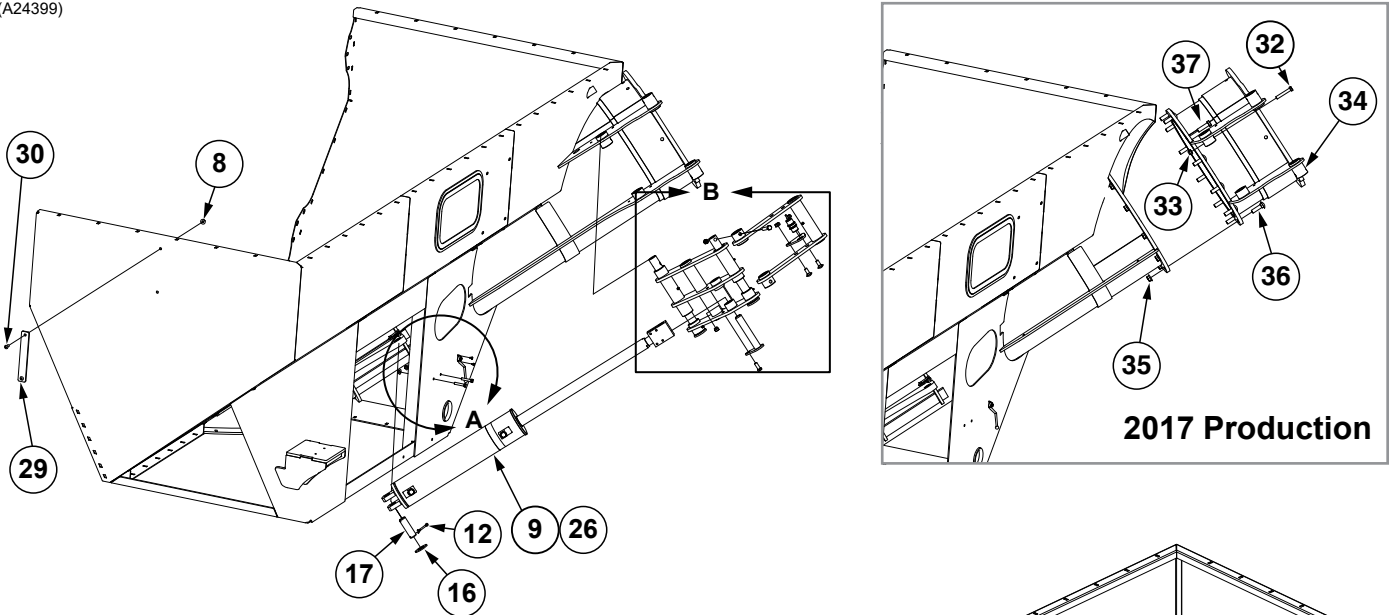
**1051 Shown**



VIEW A-A

ITEM	PART NO.	QTY.	DESCRIPTION
1	---	-	<a href="#">See "Upper Tub Extension" on page P51</a>
2	---	-	---
3	GD31609	4	Angle Brace, 1051
	GD32149	4	Angle Brace, 851
4	---	---	---
5	G10305	-	Carriage Bolt, 3/8"-16 x 1"
6	G11091	-	Serrated Flange Nut, 3/8"-16
7	---	1	<a href="#">See "Upper Tub Assembly" on page P49</a>
8	GD32014	1	Tub Support Plate
9	GD32367	1	Tub Support Plate
10	GD32366	1	Tub Support Plate
11	GD32013	1	Tub Support Plate
12	G10599	23	Carriage Bolt, 3/8"-16 x 1 1/4"
13	GD32380	2	Front Backer Plate
14	GD32381	2	Front Backer Plate
15	GA22499	1	Inner Tub Brace
16	G10111	33	Lock Nut, 1/2"-13
17	G11389	46	Flat Washer, 1/2" Plated SAE
18	G10017	32	Hex Head Cap Screw, 1/2"-13 x 1 1/2"
19	G11510	12	Locknut, 5/8"-11, Grade 8
20	G11685	12	Hex Head Cap Screw, 5/8"-11 x 2 1/4"
21	G11391	-	Flat Washer, 5/8" SAE
22	G10016	1	Hex Head Cap Screw, 1/2"-13 x 2"
23	GA24498	1	Tub Brace W/Step
24	G10001	2	Hex Head Cap Screw, 3/8"-16 x 1"
25	G11387	2	Hardened Washer, 3/8" SAE

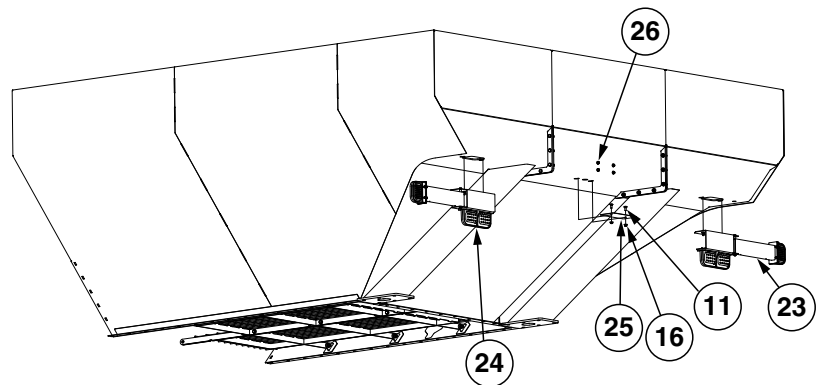
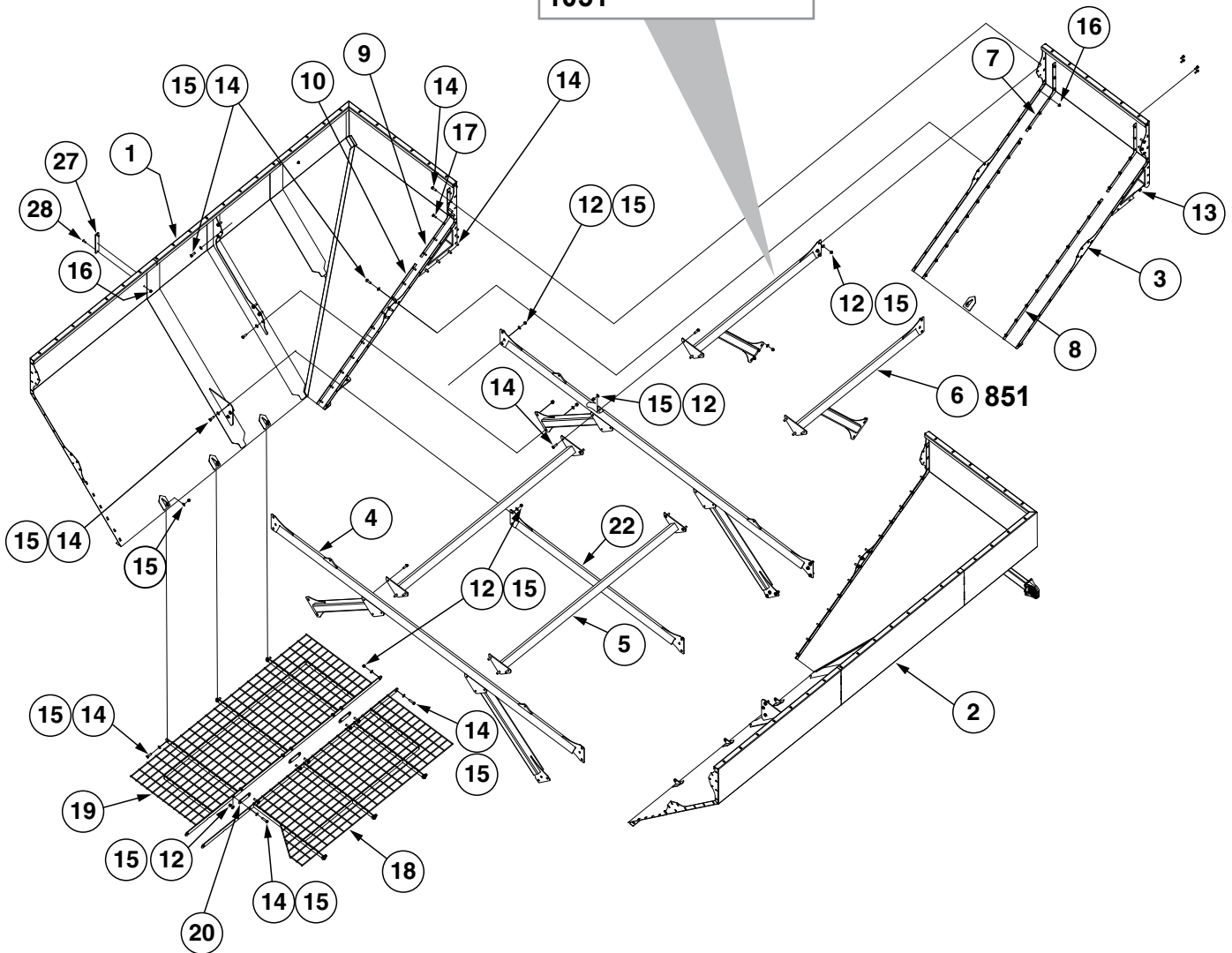
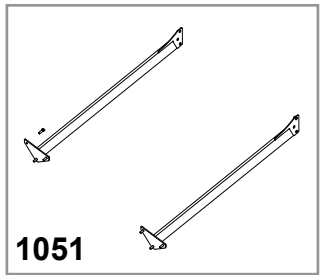
(A24399)



ITEM	PART NO.	QTY.	DESCRIPTION
1	GA24401	1	Front Tub (Non-Stock Item)
2	GA9300	2	Window Assembly
3	GD31816	1	Bulkhead Plate
4	G306-06	2	Lock Nut, 9/16"-18
5	G2700-06-06	2	Bulkhead Tube Union, 9/16"-18 Male JIC
6	GD32494	2	Window Support Plate
7	G10308	10	Carriage Bolt, 3/8"-16 x 3/4"
8	G11091	14	Serrated Flange Nut, 3/8"-16
9	GA24156	1	<a href="#">See "Auger Fold Cylinder" on page P62</a>
10	GA22476	1	Auger Hinge
11	GA24138	1	Pivot Hinge Mount
12	G10460	2	Cotter Pin, 1/4" x 2"
13	GA24232	1	Hammer Strap
14	G10038	2	Hex Head Cap Screw, 1/2"-13 x 3"
15	G10111	3	Lock Nut, 1/2"-13
16	G11396	2	Flat Washer, 1 1/4" SAE
17	GD29104-11	1	Pin, 1 1/4" x 4"
18	GD32914	1	Proximity Switch Mount Plate
19	G10574	2	Carriage Bolt, 1/2"-13 x 1 1/4"
20	GD29033	1	Work Light Relay, 6 Amp ( <a href="#">See "Electrical Schematic" on page P65</a> )
21	G10071	2	Serrated Flange Nut, 1/2"-13
22	G11846	2	Hex Serrated Flange Machine Screw, 10-32 x 3/8"
23	---	1	<a href="#">See "Hydraulic Manifold Block" on page P64</a>
24	G10048	2	Hex Head Cap Screw, 3/8"-16 x 2"
25	GA22901	1	Shutoff Valve
26	---	-	---
27	GA24160	1	Hammer Strap Pin
28	GA24161	1	Hammer Strap Pin
29	GD32387	1	Roll Tube Deflector, Short (If Applicable)
30	G11721	2	Hex Button Head Cap Screw, 3/8"-16 x 1"
31	G10017	1	Hex Head Cap Screw, 1/2"-13 X 1 1/2"
32	G10038	2	Hex Head Cap Screw, 1/2"-13 x 3"
33	G10111	3	Lock Nut, 1/2"-13
34	GA24141	1	Lower Auger Flange
35	G11415	12	Serrated Flange Nut, 5/8"-11
36	G10415	11	Carriage Bolt, 5/8"-11 x 2 1/4"
37	G10006	1	Hex Head Cap Screw, 5/8"-11 x 2 1/4"

(A22728)

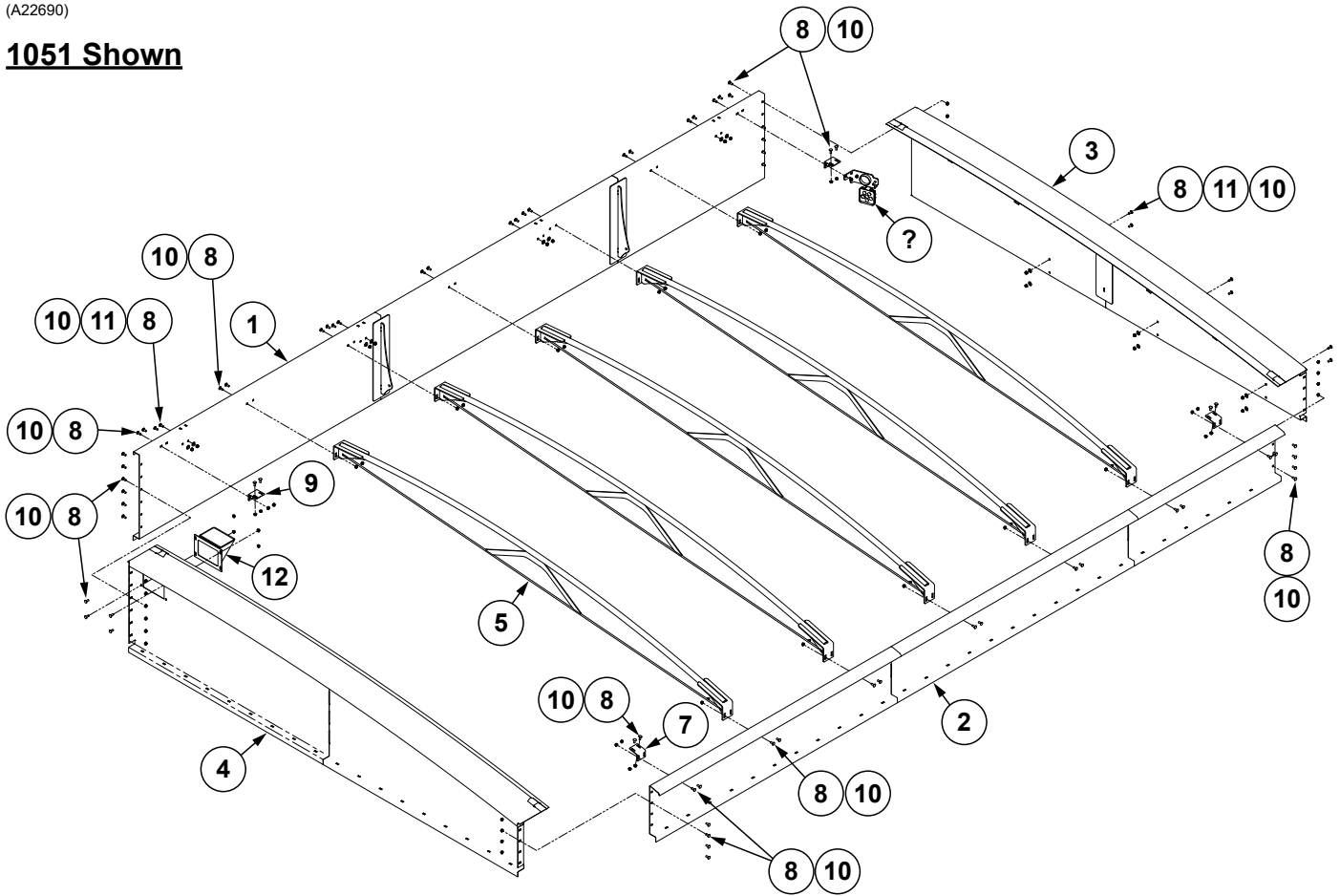
**851 Shown**



ITEM	PART NO.	QTY.	DESCRIPTION
1	GA22625 GA22487	1	Right Mid-Rear Corner, 851 Right Mid-Rear Corner, 1051
2	GA22624 GA22488	1	Left Mid-Rear Corner, 851 Left Mid-Rear Corner, 1051
3	GA22623 GA22486	1	Rear Tub, 851 Rear Tub, 1051
4	GA22497	2	Inner Tub Brace
5	GA22503	2	Inner Tub Brace
6	GA22642 GA22498	2	Inner Tub Brace, 851 Inner Tub Brace, 1051
7	GD32372 GD32378	2	Upper Backer Plate, 851 Upper Backer Plate, 1051
8	GD32373 GD32379	2	Lower Backer Plate, 851 Lower Backer Plate, 1051
9	GD32374 GD32376	2	Upper Backer Plate, 851 Upper Backer Plate, 1051
10	GD32375 GD32377	2	Lower Backer Plate, 851 Lower Backer Plate, 1051
11	G10305	2	Carriage Bolt, 3/8"-16 x 1"
12	G10111	61	Lock Nut, 1/2"-13
13	G10071	12	Serrated Flange Nut, 1/2"-13
14	G10017	66	Hex Head Cap Screw, 1/2"-13 x 1 1/2"
15	G11389	98	Flat Washer, 1/2" Plated SAE
16	G11091	40	Serrated Flange Nut, 3/8"-16
17	G10599	34	Carriage Bolt, 3/8"-16 x 1 1/4"
18	GA24625	1	Screen W/Spacer Plate
19	GA24636	1	Screen W/Spacer Plate
20	GD32773	3	Screen Spacer Plate (As Required)
21	---	-	---
22	GA22970	1	Center Lower Brace
23	---	1	<a href="#">See "Safety/Warning Lights, 851" on page P67</a>
	---	1	<a href="#">See "Safety/Warning Lights, 1051" on page P68</a>
24	---	1	<a href="#">See "Safety/Warning Lights, 851" on page P67</a>
	---	1	<a href="#">See "Safety/Warning Lights, 1051" on page P68</a>
25	GD32521	1	Cover
26	G10985	4	Hex Washer Head Cap Screw, 3/8"-16 x 1"
27	GD32387	2	Roll Tube Deflector, Short (If Applicable)
28	G11721	4	Hex Button Head Cap Screw, 3/8"-16 x 1"

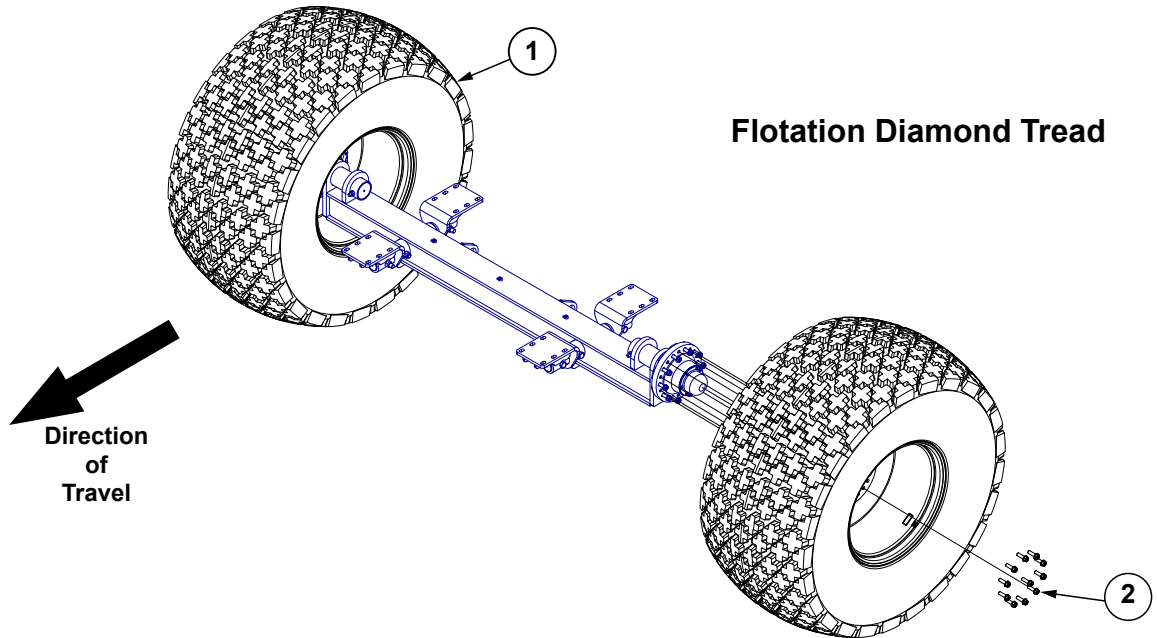
(A22690)

**1051 Shown**

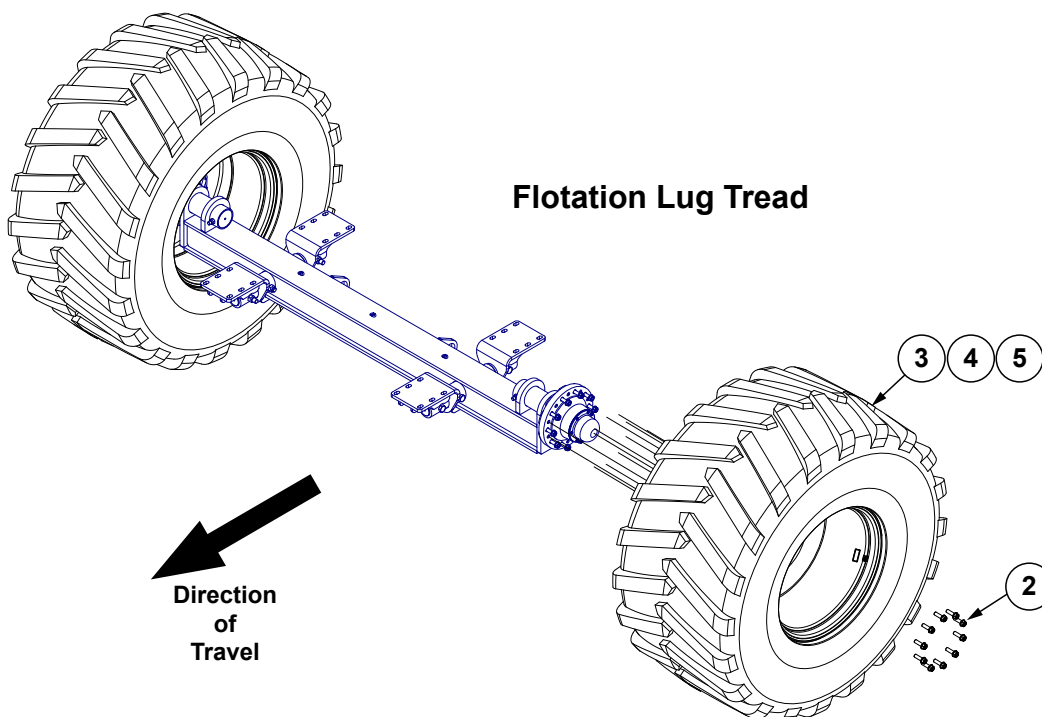
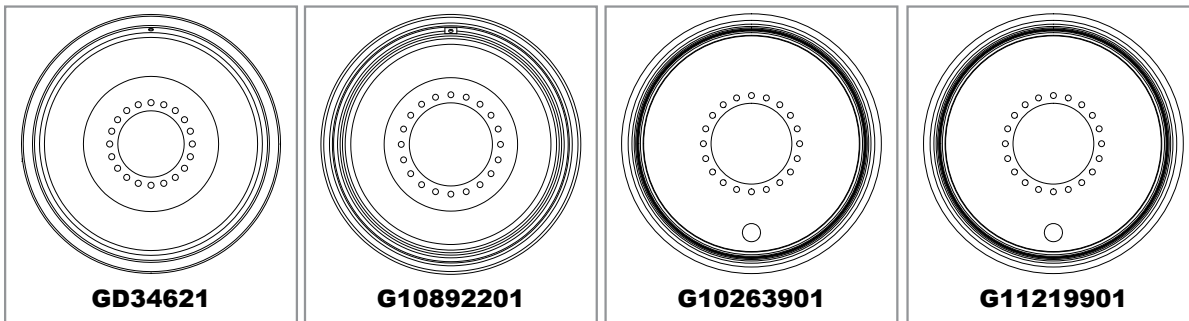


ITEM	PART NO.	QTY.	DESCRIPTION
1	GA22628 GA22490	1	Upper Tub Extension, 851 Upper Tub Extension, 1051
2	GA22630 GA22491	1	Upper Tub Extension, 851 Upper Tub Extension, 1051
3	GA22626 GA22492	1 1	Upper Tub Front Extension, 851 Upper Tub Front Extension, 1051
4	GA22627 G11073201	1 1	Upper Tub Rear Extension, 851 Upper Tub Rear Extension, 1051
5	GA22504	5	Tarp Brace
6	GA15472 GA24397	1 1	Flood Work Light <a href="#">See "Electrical Schematic" on page P65</a> Work Light Bracket
7	GD32768	2	End Cap Support
8	G10305	74	Carriage Bolt, 3/8"-16 x 1"
9	GD33119	2	End Cap Support
10	G11091	74	Serrated Flange Nut, 3/8"-16
11	G11389	14	Flat Washer, 1/2" Plated SAE
12	G1121801	1	Tarp Vent

(A22469/A22833)



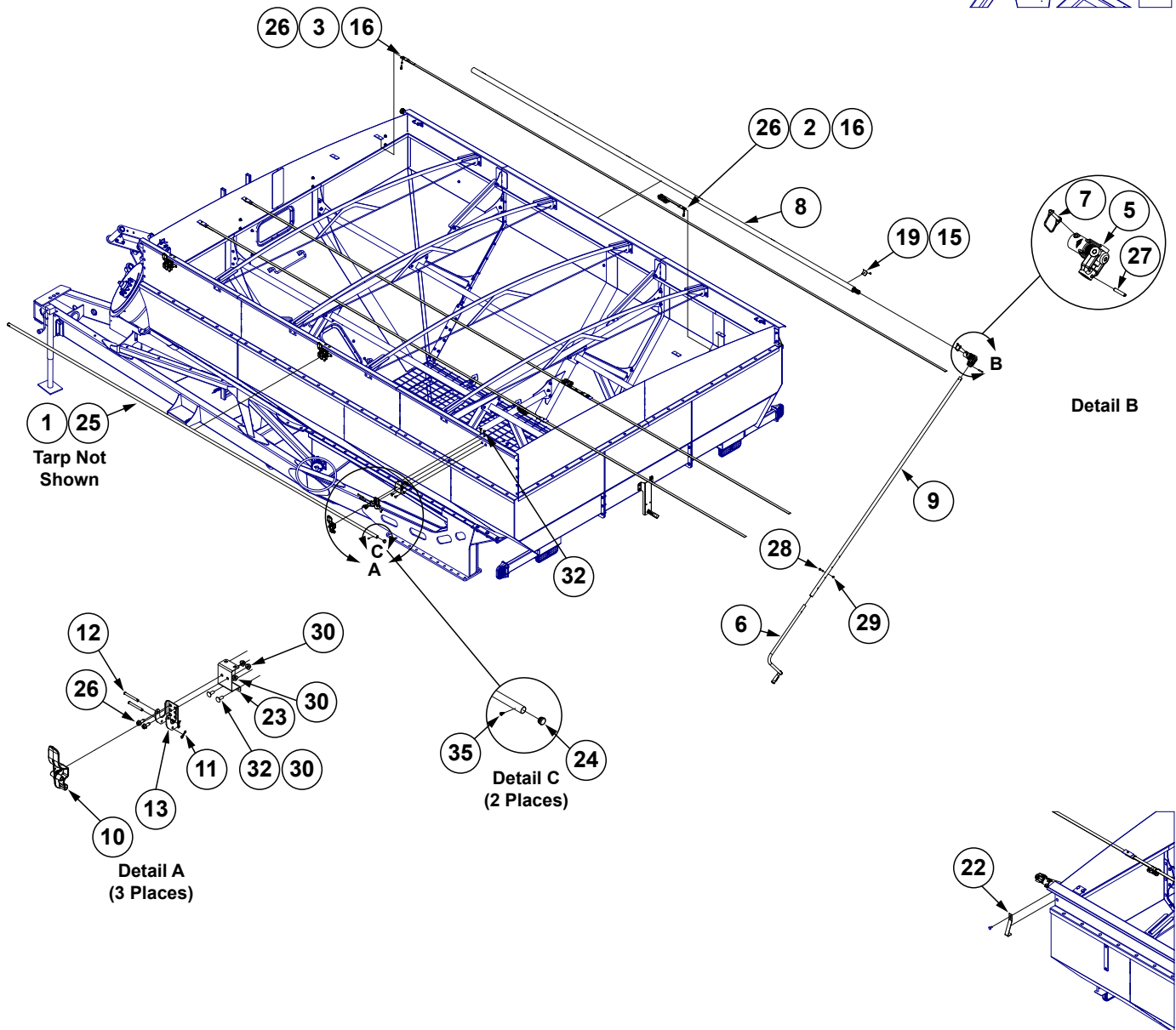
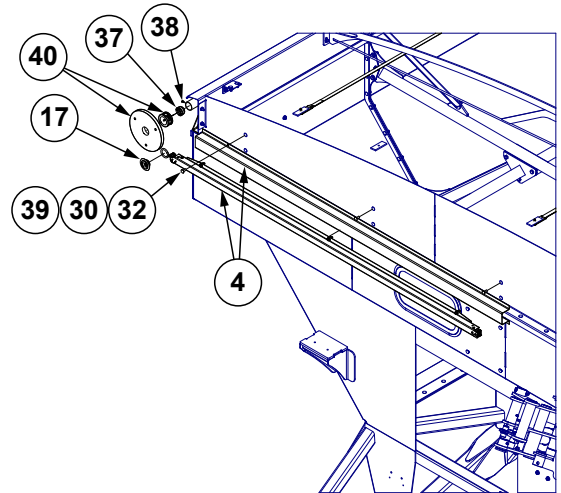
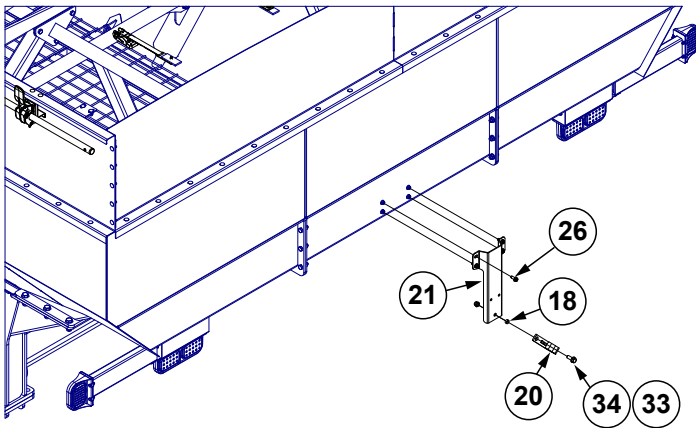
Rims



ITEM	PART NO.	QTY. (Per Assy.)	DESCRIPTION
1	GD31893	1	Tire, 900/65, 32R3 (Diamond)
	GD34621	1	Wheel, 32" W/20 Holes
	GA6128	1	Valve Stem
2	GD16712	20	Bolt, 3/4"-16 X 2 1/2"
3	GD34621	1	Wheel, 32" W/20 Holes (Standard)
	G10256801	1	Tire, 900/60R32, 188B (Flotation Lug Tread) (2017-2020 Production)
	GA6128	1	Valve Stem
4	G10892201	1	Wheel, 32" W/20 Holes (Standard)
	G10263801	1	Tire, 1050/50R32TL, 198D R1 (Flotation Lug Tread)
	GA6128	1	Valve Stem
5	G10263901	1	Wheel, 32" W/20 Holes (Split)
	G10263801	1	Tire, 1050/50R32TL, 198D R1 (Flotation Lug Tread)
	GA6128	1	Valve Stem
6	G11219901	1	Wheel, 32" x 36" W/20 Holes
	G10263801	1	Tire, 1050/50R32TL, 198D R1 (Flotation Lug Tread)
	GA6128	1	Valve Stem
A	GA24763	-	Tire/Wheel Assembly (Item 1)
B	GA24764	-	900/60 R32 R1 Tire/Wheel Assembly, R.H. (Item 3) (2017-2020 Production)
	GA24765	-	900/60 R32 R1 Tire/Wheel Assembly, L.H. (Item 3) (2017-2020 Production)
C	10931201	-	VF 1050/50R32 R1 Tire/Wheel Assembly, R.H. (Item 4) (2023-2025 Production)
	10931301	-	VF 1050/50R32 R1 Tire/Wheel Assembly, L.H. (Item 4) (2023-2025 Production)
D	10264101	-	VF 1050/50R32 R1 (Lug) Tire/Wheel Assembly, L.H. (Item 5) (2021-2023 Production)
	10264001	-	VF 1050/50R32 R1 (Lug) Tire/Wheel Assembly, R.H. (Item 5) (2021-2023 Production)
E	11219701	-	VF 1050/50R32 R1 Tire/Wheel Assembly, L.H. (Item 6) (2026 Production and On)
	11219801	-	VF 1050/50R32 R1 Tire/Wheel Assembly, R.H. (Item 6) (2026 Production and On)

(A22751)

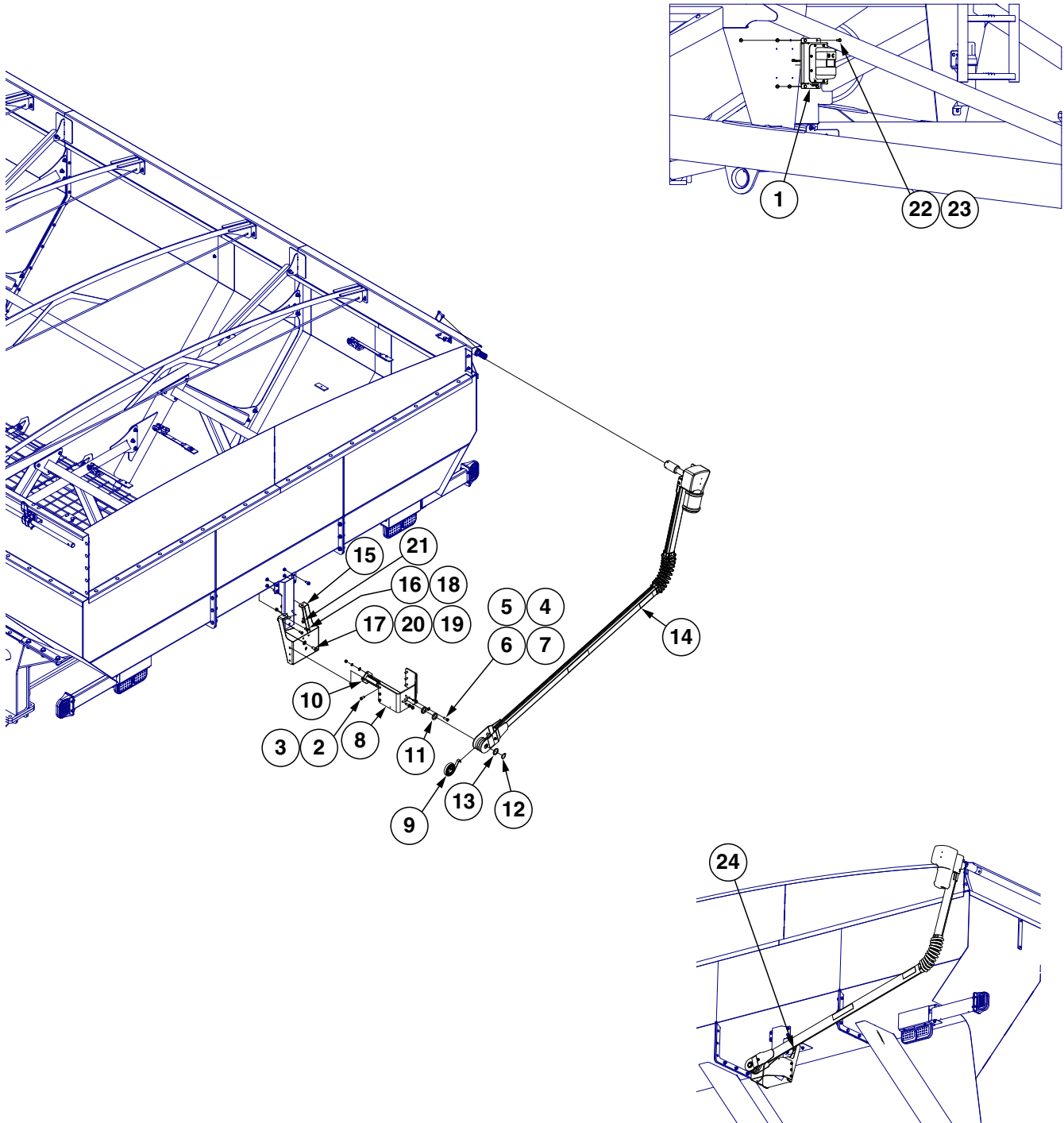
**851 Shown**



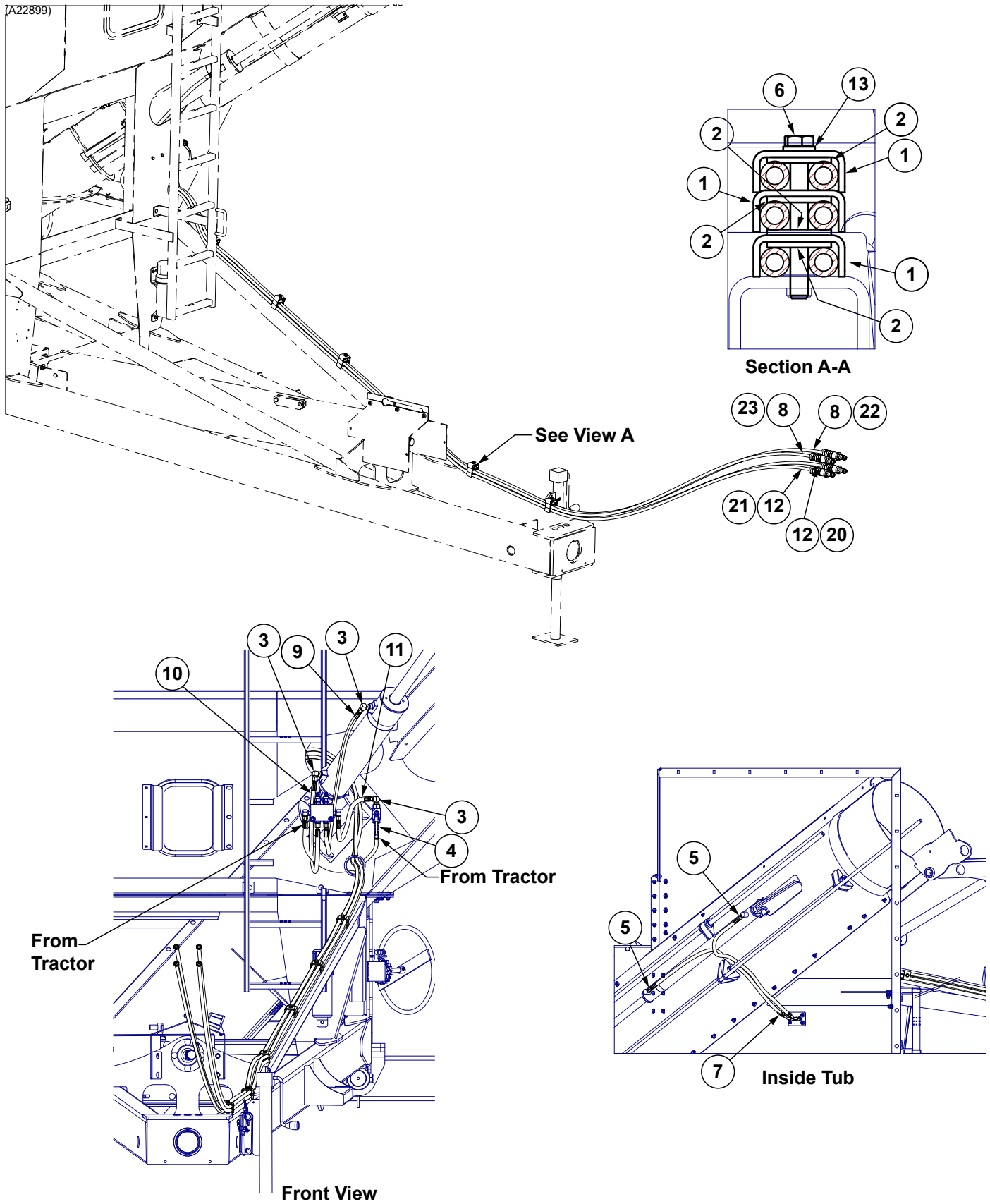
ITEM	PART NO.	QTY.	DESCRIPTION
1	GA22743	1	Tarp, 851 (Tarp Not Shown)
	GA22744	-	Tarp, 1051 (Tarp Not Shown)
2	GA22703	3	Ratchet W/1" Ridge Strap
3	GA22704	3	Ridge Strap
4	GA23948	1	Cable Return
	GD32359	1	Return Bracket Standoff (Included W/GA23948)
	GA22705	1	Front Cable Return (Included W/GA23948)
	G10999401		Front Cable Return Plate (Included W/GA22705)
5	GA13344	1	Universal Joint Crank
6	GA21313	1	Crank Arm, Short
7	GA13345	1	Universal Joint Clip
8	GA22707	1	Roll Tube W/Spline, 210"
	GA22708		Roll Tube W/Spline, 234"
9	GA22746	1	Crank Extension W/Insert
10	GD31526	3	Tarp Stop Shank
11	GD20596	6	Bow Tie Cotter Pin, 1 $\frac{3}{8}$ "
12	GD18978	6	Tarp Stop Pin
13	GD18976	3	Tarp Stop Bracket
14	---	-	---
15	GD19068	6	Phillips Pan Head Self-Tapping Screw, $\frac{1}{4}$ " x $\frac{3}{4}$ "
16	GD32358	6	Bushing, $\frac{1}{2}$ " O.D. x $\frac{3}{8}$ " I.D. x $\frac{1}{4}$ "
17	GA22706	1	Roll Tube Plug
18	GD18987	1	Crank Retainer Bushing
19	GD18990	6	Half Round Tarp Clamp
20	GD18980	1	Crank Retainer Hook
21	GD32934	1	Manual Tarp Retainer, 851
	GD32936		Manual Tarp Retainer, 1051
22	GD32938	2	Corner Tarp Protector
23	GD32354	3	Tarp Stop Bracket
24	GD18975	2	Fixed Tube End Plug
25	GD32355	1	Fixed Tube, 205" (851)
	GD32356		Fixed Tube, 229" (1051)
26	G10985	16	Hex Washer Head Cap Screw, $\frac{3}{8}$ "-16 x 1"
27	G10610	1	Spring Pin, $\frac{3}{8}$ " x 2"
28	G10047	1	Hex Head Cap Screw, $\frac{3}{8}$ "-16 x 1 $\frac{3}{4}$ "
29	G10108	1	Lock Nut, $\frac{3}{8}$ "-16
30	G11091	24	Serrated Flange Nut, $\frac{3}{8}$ "-16
31	---	-	---
32	G10305	18	Carriage Bolt, $\frac{3}{8}$ "-16 x 1"
33	G10111	1	Lock Nut, $\frac{1}{2}$ "-13
34	G11724	1	Hex Non-Serrated Flange Cap Screw, $\frac{1}{2}$ "-13 x 1 $\frac{1}{4}$ ", Grade 5
35	G11723	2	Phillips Flat Head Tapping Screw, $\frac{1}{4}$ "-14 x $\frac{3}{4}$ "
36	---	-	---
37	GD18974	1	Roll Tube End Plug
38	G11229	1	Slotted Pan Head Self-Tapping Screw, 10-16 x $\frac{1}{2}$ "
39	G11387	6	Flat Washer, $\frac{3}{8}$ " SAE
40	G10292501	1	Roller Guide Assembly
	G10589201	1	Roller Guide (Included W/G10292501)
	G10292401	1	Collar Assembly (Included W/G10292501)

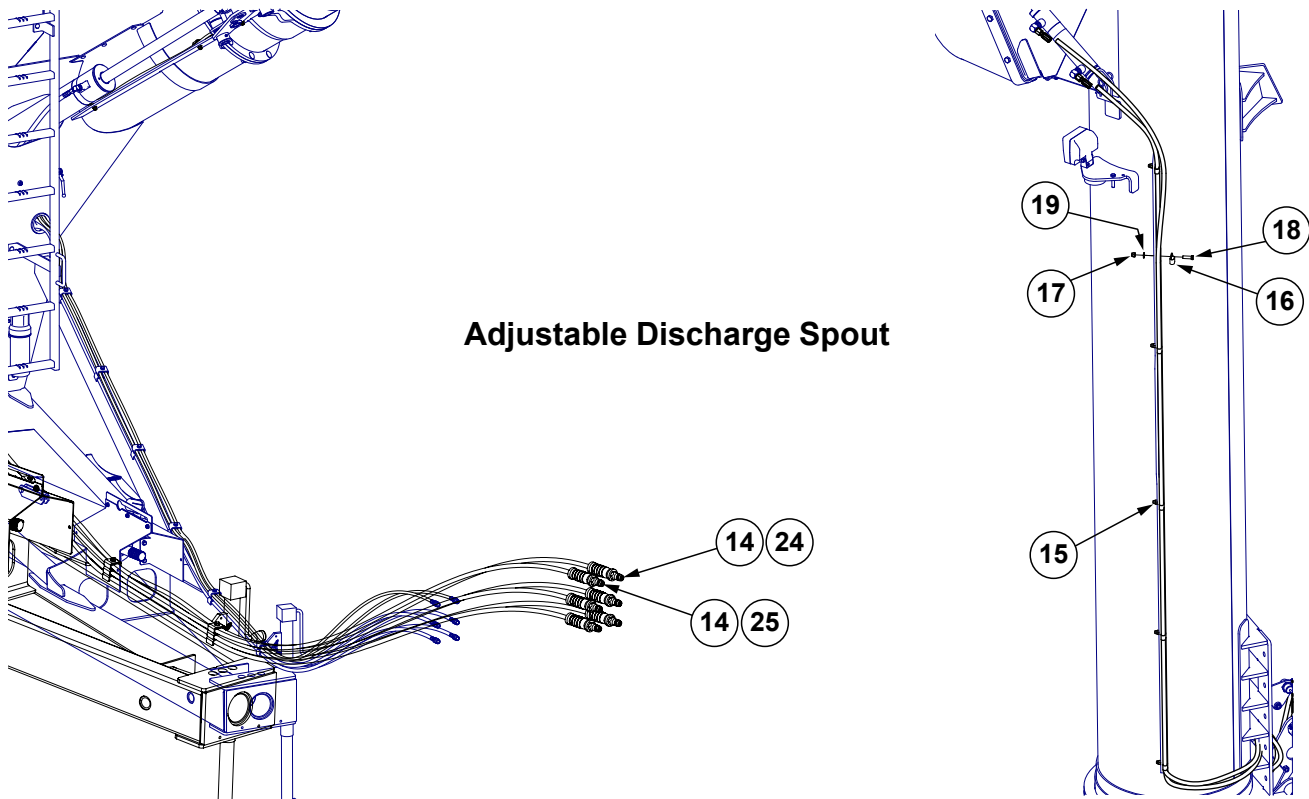
(A22752)

**851 Shown**



ITEM	PART NO.	QTY.	DESCRIPTION
1	GA25270	1	Wireless Control Box
	GA25269	1	Smart Transmitter 3
2	G10001	6	Hex Head Cap Screw, 3/8"-16 x 1"
3	G11091	6	Serrated Flange Nut, 3/8"-16
4	G11387	8	Hardened Washer, 3/8" SAE
5	G10004	4	Hex Head Cap Screw, 3/8"-16 x 1 1/4"
6	G10229	4	Lock Washer, 3/8"
7	G10101	4	Hex Nut, 3/8"-16
8	GD27095	1	Pivot Bracket
9	GD23856	4	Spiral Torsion Spring
10	GA16460	1	Pivot Pin
11	GD24094	2	Spacer Washer
12	G10430	1	External Retaining Ring, 1 1/4"
13	G11484	1	Flat Washer
14	GA18816	1	Flex Arm W/Motor
15	GD32935	1	Electric Tarp Adaptor, 851
	GD32937	-	Electric Tarp Adaptor, 1051
16	G10002	2	Hex Head Cap Screw, 3/8"-16 x 3/4"
17	G10014	1	Hex Head Cap Screw, 1/2"-13 x 1"
18	G10622	2	Serrated Flange Nut, 3/8"-16
19	G10071	1	Serrated Flange Nut, 1/2"-13
20	G11389	1	Flat Washer, 1/2" Plated SAE
21	G10985	2	Hex Washer Head Cap Screw, 3/8"-16 x 1"
22	G10018	4	Hex Head Cap Screw, 5/16"-18 x 5/8"
23	G10620	4	Serrated Flange Nut, 5/16"-18
24	GD32980	1	Rubber Grommet

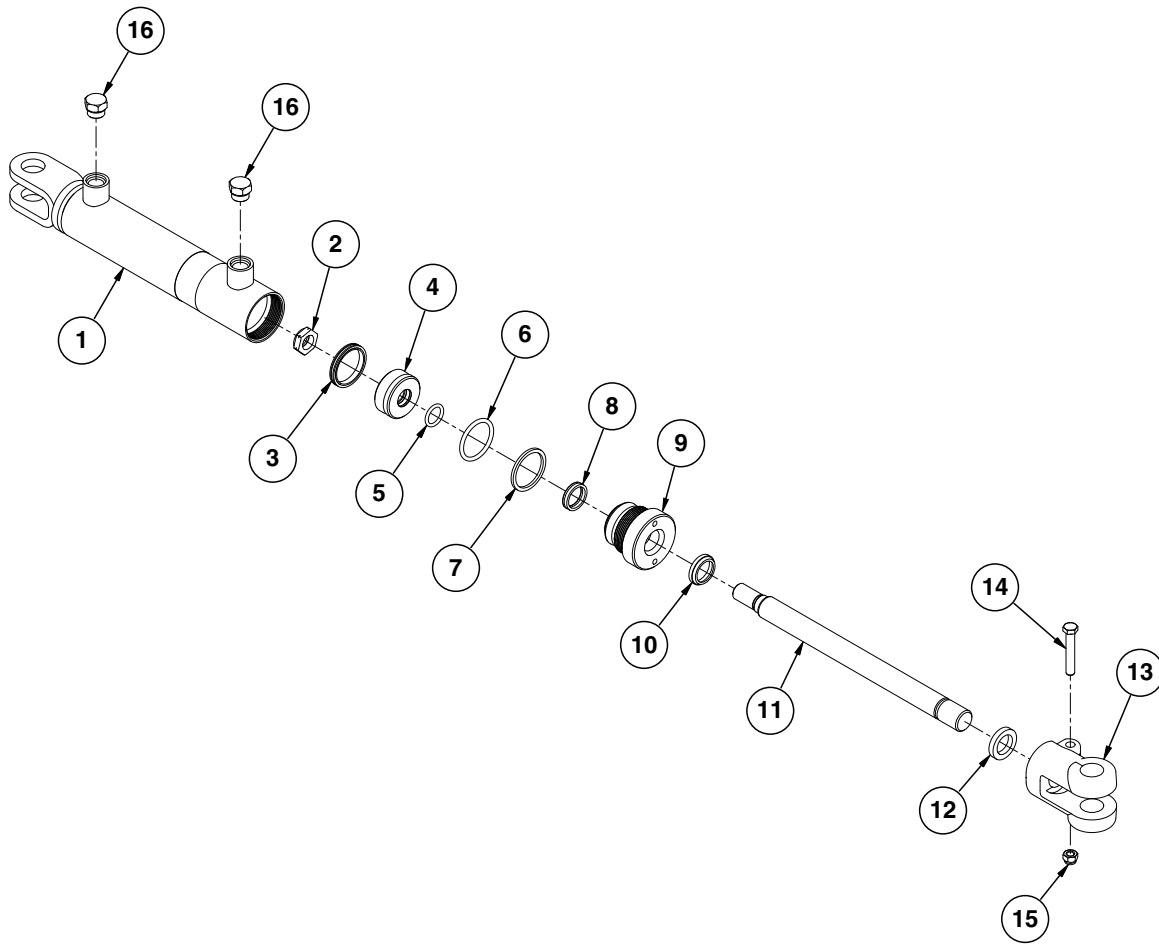




ITEM	PART NO.	QTY.	DESCRIPTION
1	GD32663	12	Hose Clamp
2	GD32658	30	Hose Clamp Pad
3	G6801-06-08 GR1037	3 -	Elbow W/O-Ring, 90°, 1/16"-18 Male JIC To 3/4"-16 O-Ring O-Ring
4	6400-06-08 GR1037	1 -	Connector W/O-Ring, 1/16"-18 Male JIC To 3/4"-16 O-Ring O-Ring
5	G6400-06 GR1045	2 -	Connector W/O-Ring, 1/16"-18 Male JIC To O-Ring O-Ring
6	G10063	6	Hex Head Cap Screw, 3/8"-16 x 4"
7	*A15072-44	2	Hose Assembly, 3/8" x 44" (06F-06F)
8	*A15203-256	2	Hose Assembly, 3/8" x 256" (06F90M-1/2 NPTF, W/Ext., W/Tip)
9	*A15057	1	Hose Assembly, 3/8" x 44" (06F-06F)
10	*A12002	1	Hose Assembly, 3/8" x 32" (06F-06F)
11	*A12011	1	Hose Assembly, 3/8" x 20" (06F-06F)
12	*A26939-238	2	Hose Assembly, 3/8" x 238" (06F-1/2M NPTF, W/Ext., W/Tip)
13	G10229	6	Lock Washer, 3/8"
14	*A7676-224	2	Hose Assembly, 1/4" x 472" (06M-06F) (Adjustable Discharge Spout)
15	*A7675-233	2	Hose Assembly, 1/4" x 233" (1/2 NPTF W/Tip -06F)
16	GD17161	9	Double Insulated Clamp
17	G11091	9	Serrated Flange Nut, 3/8"-16
18	G10004	9	Hex Head Cap Screw, 3/8"-16 x 1 1/4"
19	G11387	9	Hardened Washer, 3/8" SAE
20	GA26924-01	1	Hose Label/Cover, Red (Extend)
21	GA26924-02	1	Hose Label/Cover, Red (Retract)
22	GA26924-03	1	Hose Label/Cover, Blue (Extend)
23	GA26924-04	1	Hose Label/Cover, Blue (Retract)
24	GA26924-07	1	Hose Label/Cover, Yellow (Extend)
25	GA26924-08	1	Hose Label/Cover, Yellow (Retract)

\*Hydraulic hose is not stocked by Kinze Repair Parts.

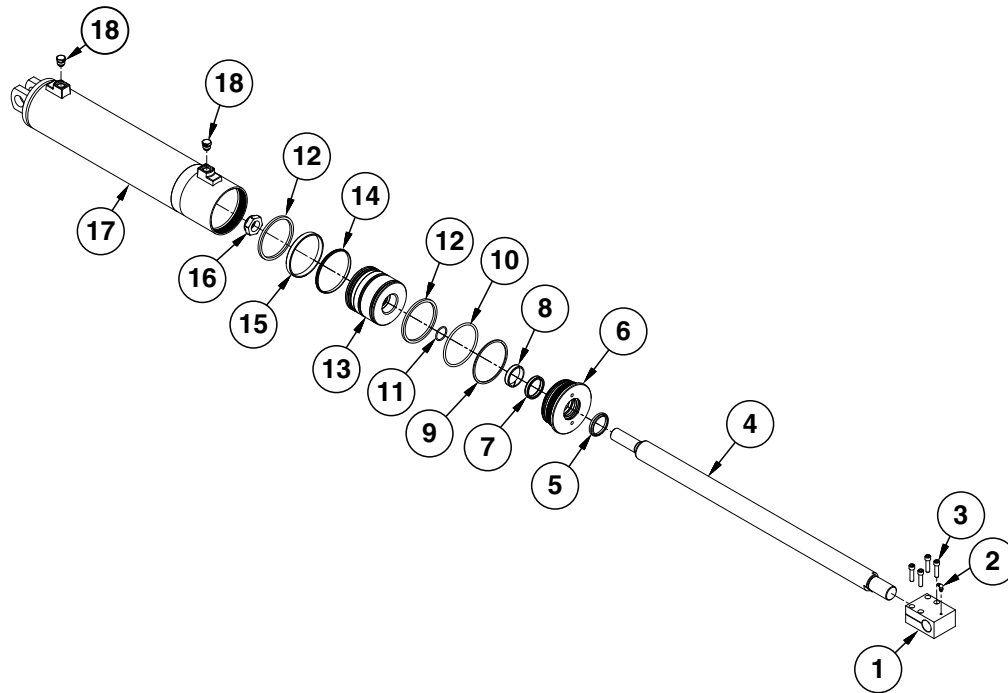
(IP1522)



ITEM	PART NO.	QTY.	DESCRIPTION
1	A8775	1	Barrel (Non-Stock Item)
2	GD27233	1	Nylon Lock Nut, 3/4"-16, Grade 8
3	*A26166	1	Piston Seal
4	GD29689	1	Piston
5	*D29692	1	O-Ring, No. 326
6	*D12235	1	O-Ring, No. 326
7	*D12236	1	Back-Up Ring
8	*D12256	1	U-Cup
9	GD12510	1	Gland
10	*D12233	1	Wiper Rod
11	GD30439	1	Rod
12	GD12101	1	Ring
13	GD11950	1	Clevis
14	G10939	1	Hex Head Cap Screw, 3/8"-16 x 2 1/4"
15	G10108	1	Lock Nut, 3/8"-16
16	G6408-08	2	Plug W/O-Ring, 3/4"-16 O-Ring
	GR1037	-	O-Ring
A	GA21166	-	Cylinder Complete, 2" x 8" (Part Number Stamped On Barrel)
B	GR2229	-	Seal Kit, Includes: (1) Wiper Rod, (2) U-Cup, (3) O-Rings, (1) Back-Up Ring, (1) T-Seal

\*Part of seal kit, item can not be purchased individually.

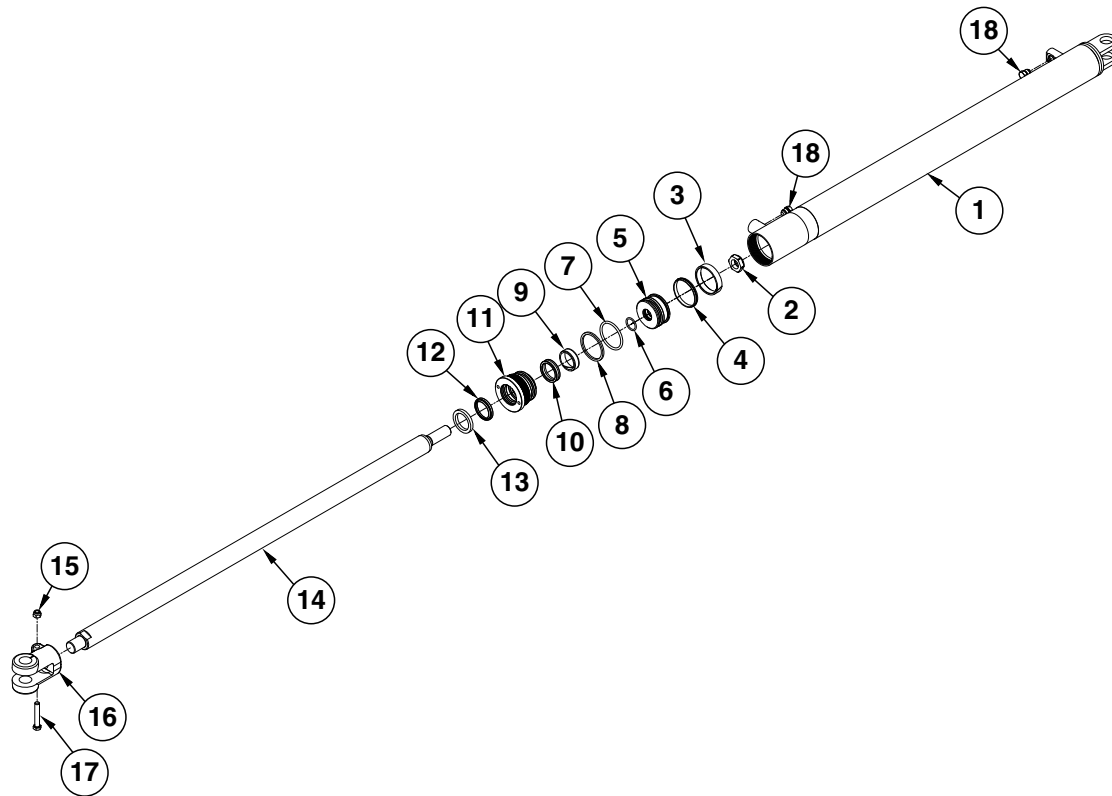
(IP1547)



ITEM	PART NO.	QTY.	DESCRIPTION
1	GD32043	1	Rod Mount
2	G10779	1	Grease Fitting, 90°, 1/4"-28
3	G11099	4	Hex Socket Head Cap Screw, 3/8"-16 x 1 1/2", Grade 8
4	GD33552	1	Rod, 2"
5	*D12240	1	Wiper, 2"
6	GD31819	1	Head Gland
7	*D12255	1	U-Cup Seal
8	*D21469	1	Wear Ring
9	*D12247	1	BU Ring
10	*D12246	1	O-Ring, No. 348
11	*D23422	1	O-Ring, No. 219
12	*D12092	2	Piston Ring
13	GD32041	1	Piston
14	*A24474	1	Piston Ring
15	*D30247	1	Wear Ring
16	*D27237	1	Nylon Lock Nut, 1 1/4"-12, Grade 8
17	A24158	1	Barrel <b>(Non-Stock Item)</b>
18	G6408-08 GR1037	2 -	Plug W/O-Ring, 3/4"-16 O-Ring O-Ring
A	GA24156	-	Cylinder Complete, 4 3/4" x 18.595" <i>(Part Number Stamped On Barrel)</i>
B	GR2249	-	Seal Kit, Includes: (2) Wear Rings, (2) Piston Rings, (1) Back-Up Ring, (1) O-Ring, (1) U-Cup, (1) Wiper Rod, (1) Piston Seal

\*Item is part of seal kit, item can not be purchased individually.

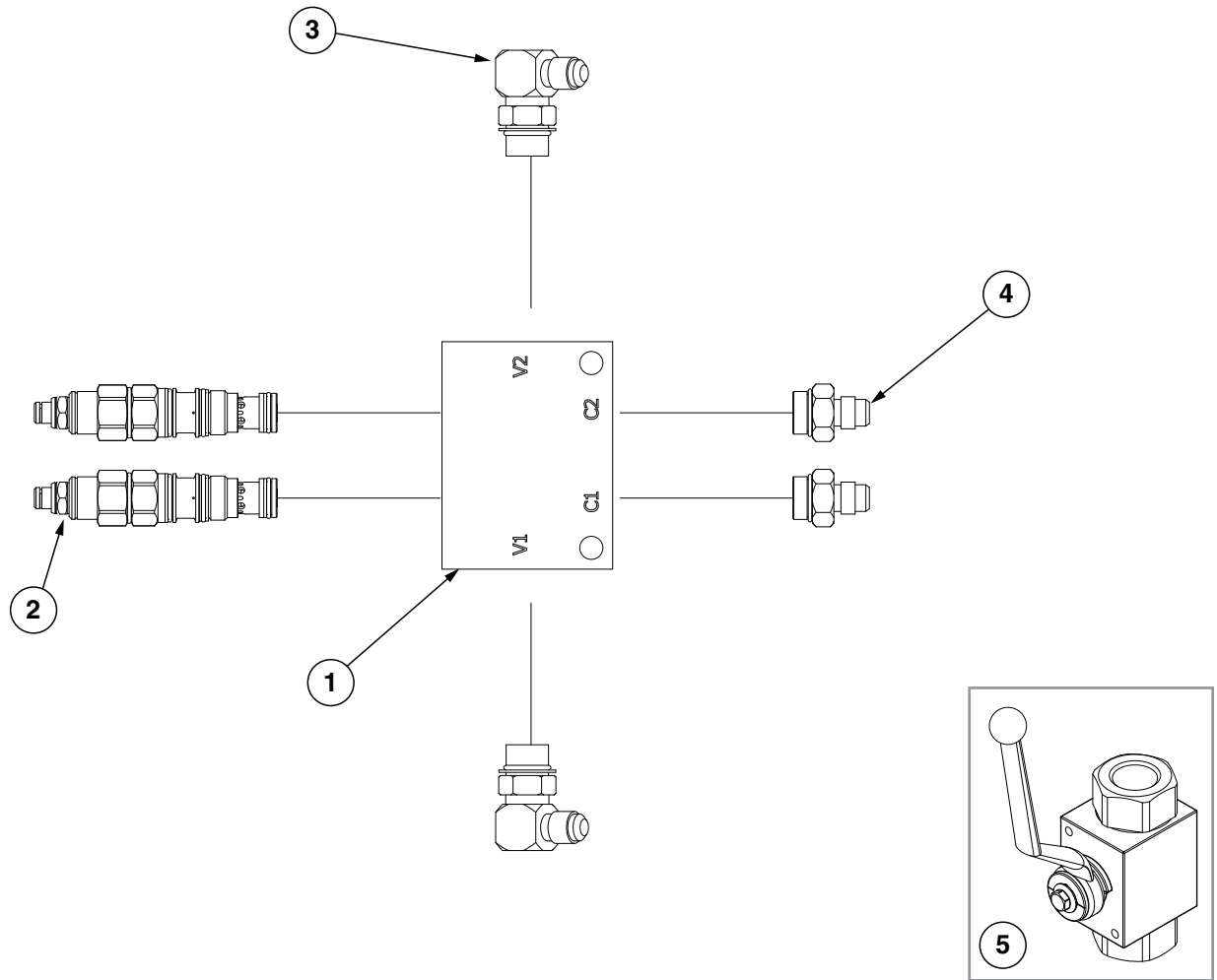
(IP1548)



ITEM	PART NO.	QTY.	DESCRIPTION
1	A22512	1	Barrel (Non-Stock Item)
2	GD27234	1	Nylon Lock Nut, 7/8"-14, Grade 8
3	*D12055	1	Nylon Wear Ring
4	*A24473	1	BP Seal
5	GD31611	1	Piston
6	*D30399	1	O-Ring, No. 119
7	*D12212	1	O-Ring, No. 330
8	*D12213	1	BU Ring
9	*D23424	1	Wear Ring
10	GD12252	1	U-Cup
11	GD32048	1	Head Gland
12	*D12206	1	Wiper, 1 1/2"
13	GD12103	1	Ring
14	GD32047	1	Rod
15	G10108	1	Lock Nut, 3/8"-16
16	GD11950	1	Clevis Rod
17	G10939	1	Hex Head Cap Screw, 3/8"-16 x 2 1/4"
18	G6408-06 GR1045	2 -	Plug W/O-Ring, 9/16"-18 O-Ring O-Ring
A	GA22511	-	Cylinder Complete, 2 1/2" x 46" (Part Number Stamped On Barrel)
B	GR2250	-	Seal Kit, Includes: (2) Wear Rings, (2) O-Rings, (1) U-Cup, (1) Wear Ring, (1) Wiper Rod, (1) Back-Up Ring, (1) Piston Seal

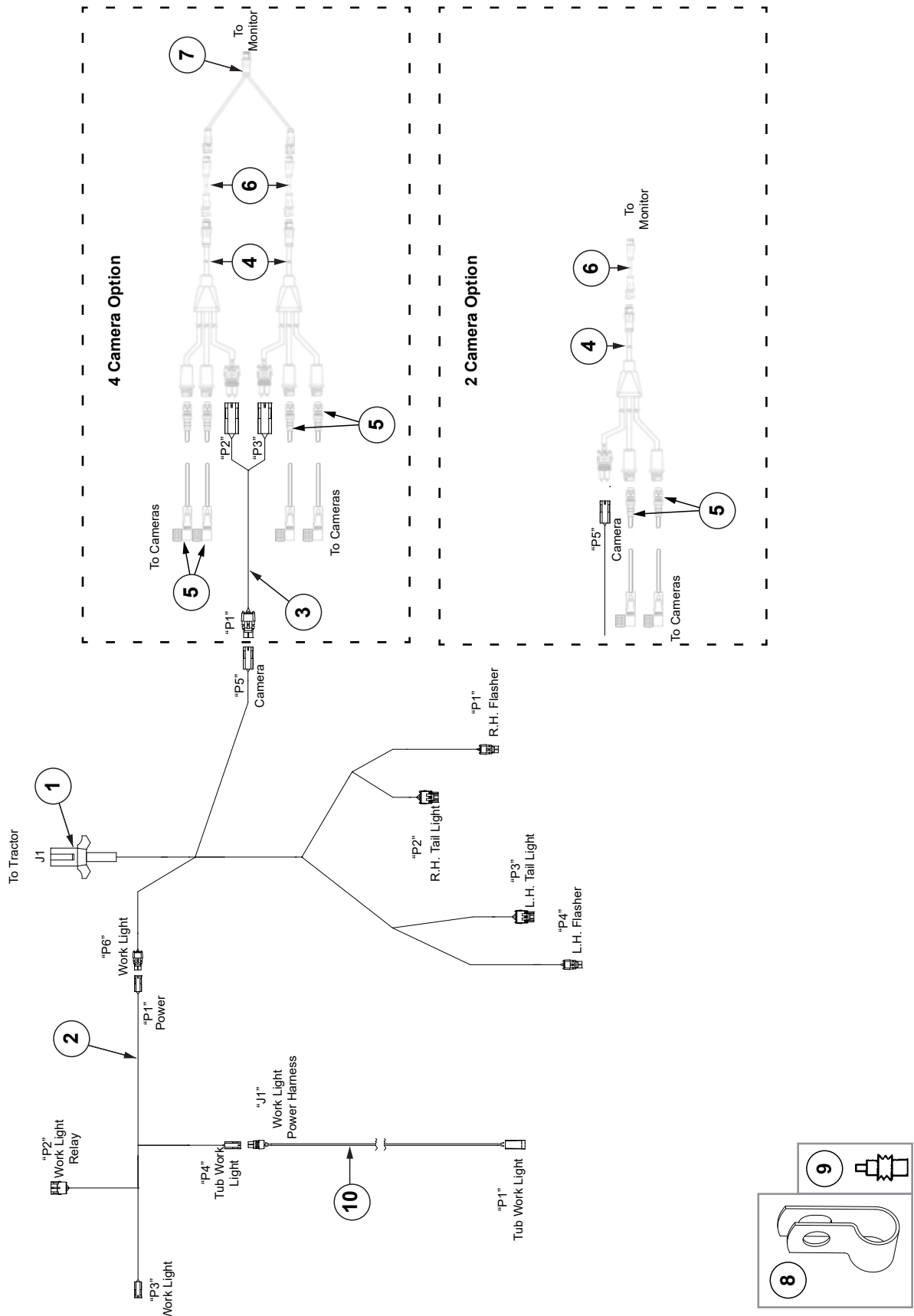
\*Item is part of seal kit, item can not be purchased individually.

(A22514)



ITEM	PART NO.	QTY.	DESCRIPTION
1	GD13499	1	Valve Block
2	GA20697	2	Counterbalance Valve
3	G6801-06-08 GR1037	2 -	Elbow W/O-Ring, 90°, 1/16"-18 Male JIC To 3/4"-16 O-Ring O-Ring
4	6400-06-08 GR1037	2 -	Connector W/O-Ring, 1/16"-18 Male JIC To 3/4"-16 O-Ring O-Ring
5	GA22901	1	Shutoff Valve

(Z0327\_modified)

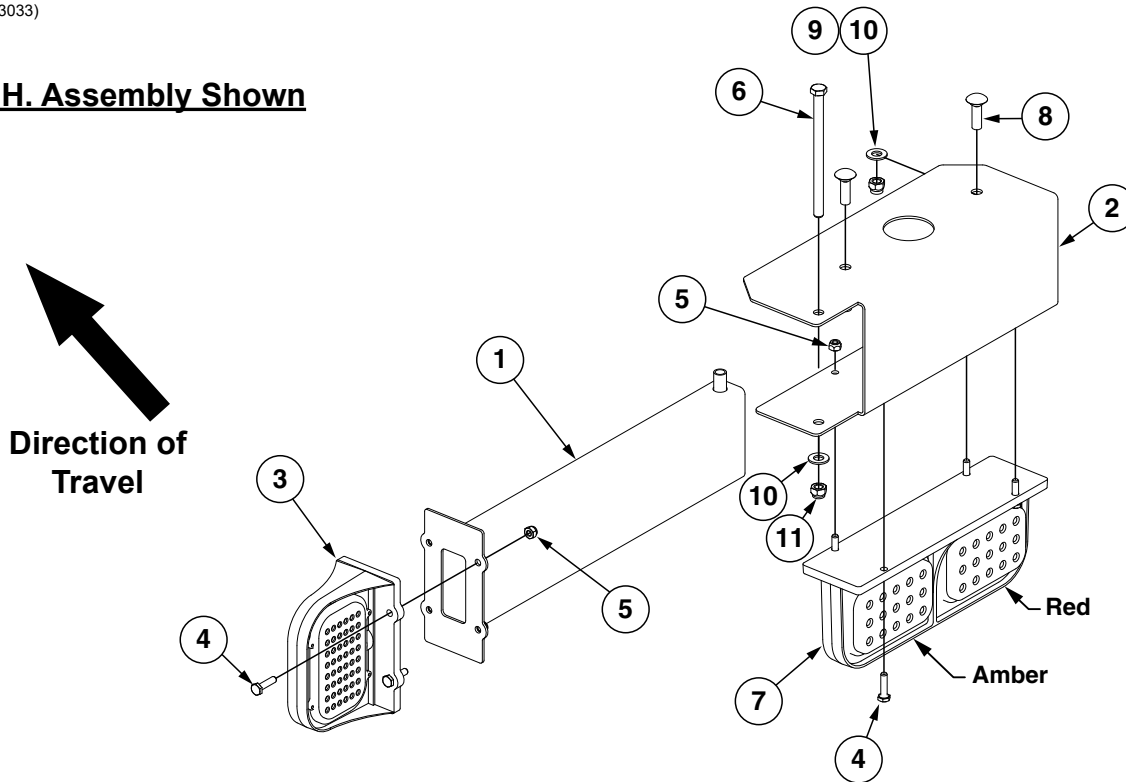


---

ITEM	PART NO.	QTY.	DESCRIPTION
1	GA22877	1	Light Harness
2	GA22878	2	Work Light Harness
3	GA23100	1	Power Splitter Harness
4	GA16346	-	Camera Harness
5	GA23988	-	Camera Wire Harness, Tail W/90° End
6	GA18725	1	Monitor Harness
7	GA23101	1	Y-Adapter Harness
8	GD13348	-	Insulated Clamp, 1 <sup>1</sup> / <sub>16</sub> "
	G10001	-	Hex Head Cap Screw, 3 <sup>8</sup> / <sub>16</sub> "-16 x 1"
	G11387	-	Hardened Washer, 3 <sup>8</sup> / <sub>16</sub> " SAE
	G10901	-	Lock Nut, 3 <sup>8</sup> / <sub>16</sub> "-16
9	GD11089	-	Sealing Plug
10	G11014901	-	Tub Worklight Extension Harness

(A23033)

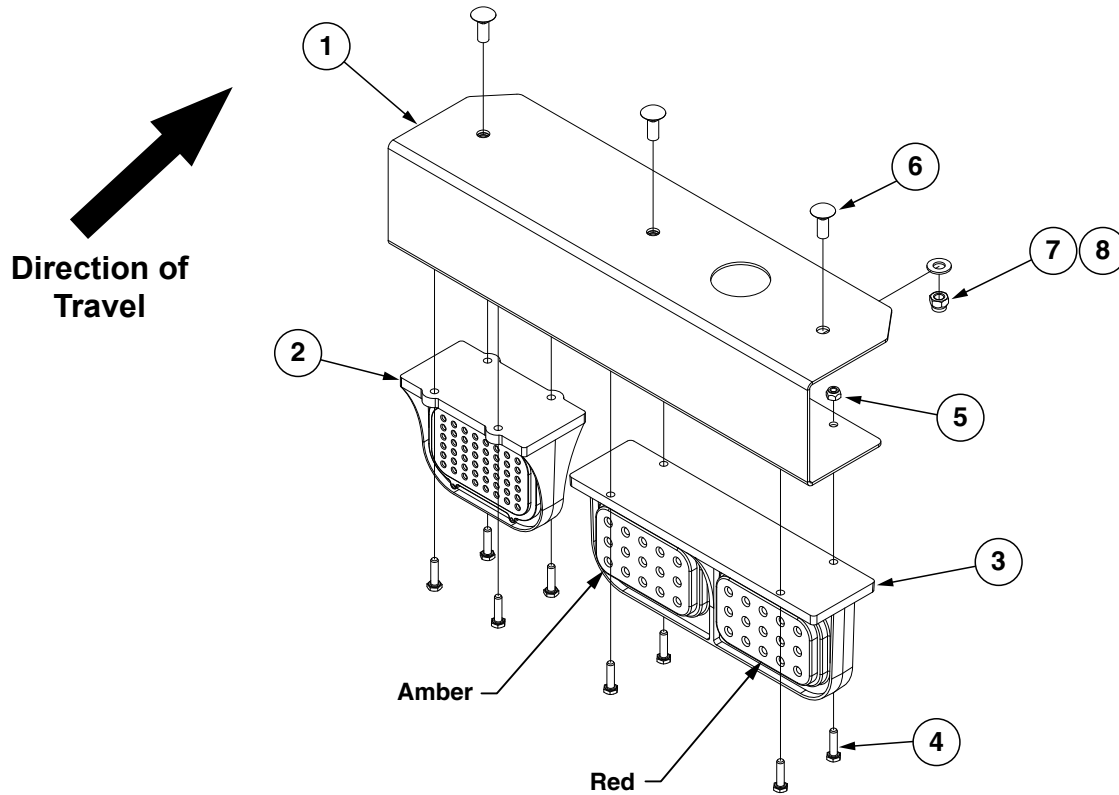
**L.H. Assembly Shown**



ITEM	PART NO.	QTY.	DESCRIPTION
1	GA22636	1	Light Bracket Extension
2	GD32137 GD33055	1	Tail Light Bracket, L.H. Tail Light Bracket, R.H.
3	GA15471	1	Flasher
4	G10064	8	Hex Head Cap Screw, 1/4"-20 x 1"
5	G10110	8	Lock Nut, 1/4"-20, Grade B
6	G10687	1	Hex Head Cap Screw, 3/8"-16 x 5 1/2"
7	GA15470 GA15469	1 -	Tail Flasher, R.H. Tail Flasher, L.H.
8	G10599	2	Carriage Bolt, 3/8"-16 x 1 1/4"
9	G10901	2	Lock Nut, 3/8"-16
10	G11387	3	Hardened Washer, 3/8" SAE
11	G10108	1	Lock Nut, 3/8"-16

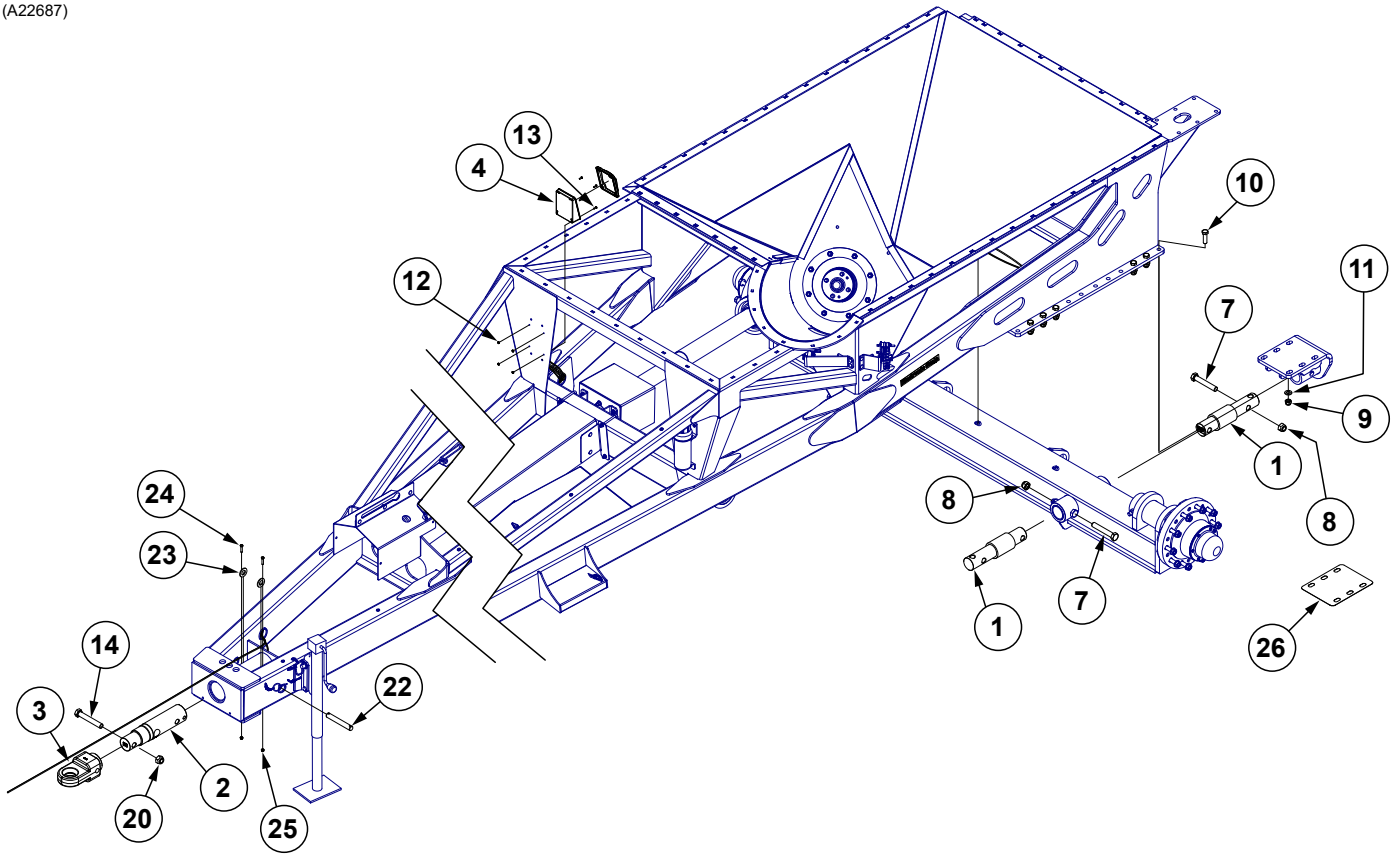
(A22515)

**L.H. Assembly Shown**



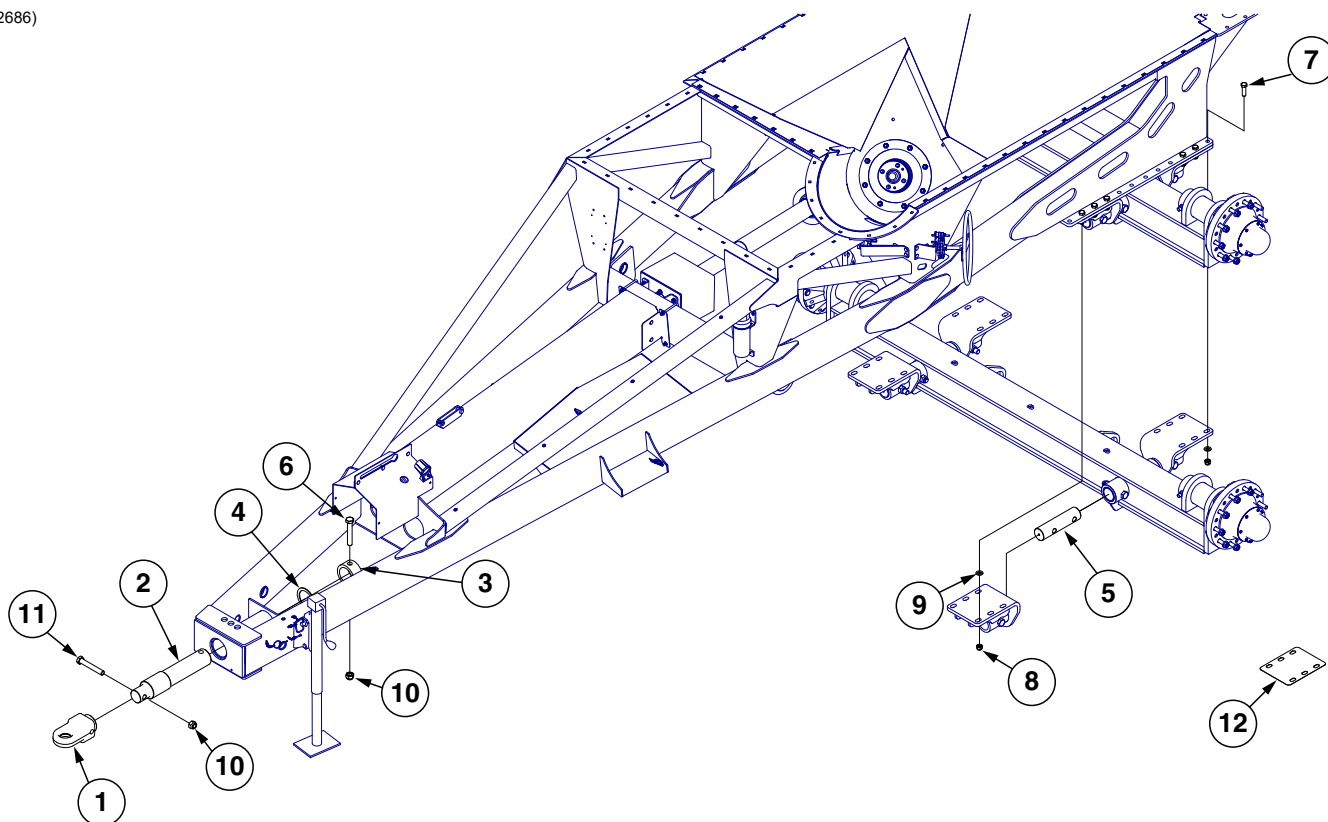
ITEM	PART NO.	QTY.	DESCRIPTION
1	GD32049	1	Light Bracket, L.H.
	GD32050	-	Light Bracket, R.H.
2	GA15471	1	Flasher
3	GA15470	1	Tail Flasher, R.H.
	GA15469	-	Tail Flasher, L.H.
4	G10064	8	Hex Head Cap Screw, 1/4"-20 x 1"
5	G10110	8	Lock Nut, 1/4"-20, Grade B
6	G10305	3	Carriage Bolt, 3/8"-16 x 1"
7	G10901	3	Lock Nut, 3/8"-16
8	G11387	3	Hardened Washer, 3/8" SAE

(A22687)



ITEM	PART NO.	QTY.	DESCRIPTION
1	GA20249	4	Weigh Beam
2	GA24606	1	Hitch Weigh Beam
3	G10834401	1	Ball Hitch Assembly
	G10716801	-	Bushing, 2" I.D. (Included W/G10834401)
	G10834601	1	CAT 3 Ball, Spindle 3
	G10717001	-	Bushing, 1.5" I.D. (Included W/G10834601)
	G10834501	1	CAT 4 Ball, Spindle 3
	G10716901	-	Bushing, 2" I.D. (Included W/G10834501)
4	GA18777	1	Junction Box W/Cable
	GR1431	-	Cable, 30' (Item Included W/GA18777)
5	---	---	---
6	---	-	---
7	G10648	8	Hex Head Cap Screw, 1"-8 x 6", Grade 8
8	G10396	8	Lock Nut, 1"-8
9	G10112	24	Lock Nut, ¾"-10
10	G10027	24	Hex Head Cap Screw, ¾"-10 x 2½"
11	G11392	48	Flat Washer, ¾" SAE
12	G10395	4	Hex Nut, No. 10-24
13	G10331	4	Pan Head Machine Screw, No. 10 x ⅝"
14	G10488101	1	Hex Head Cap Screw, 1"-8 x 7", Grade 8
15	G11229	4	Slotted Pan Head Self-Tapping Screw, 10-16 x ½"
16	G10522	2	Slotted Hex Self-Tapping Screw, ¼"-20 x ¾"
17	G10966	4	Phillips Head Self-Tapping Screw, No. 10 x ½"
18	---	-	---
19	---	-	---
20	G10396	1	Lock Nut, 1"-8
21	---	-	---
22	GD33747	1	Hitch Pin
23	G11394	2	Flat Washer, 1" SAE
24	G10133	2	Hex Head Cap Screw, ⅝"-18 x 1½"
25	G11182	2	Lock Nut W/Nylon Insert, ⅝"-18
26	GD34093	-	Axle Mount Shim

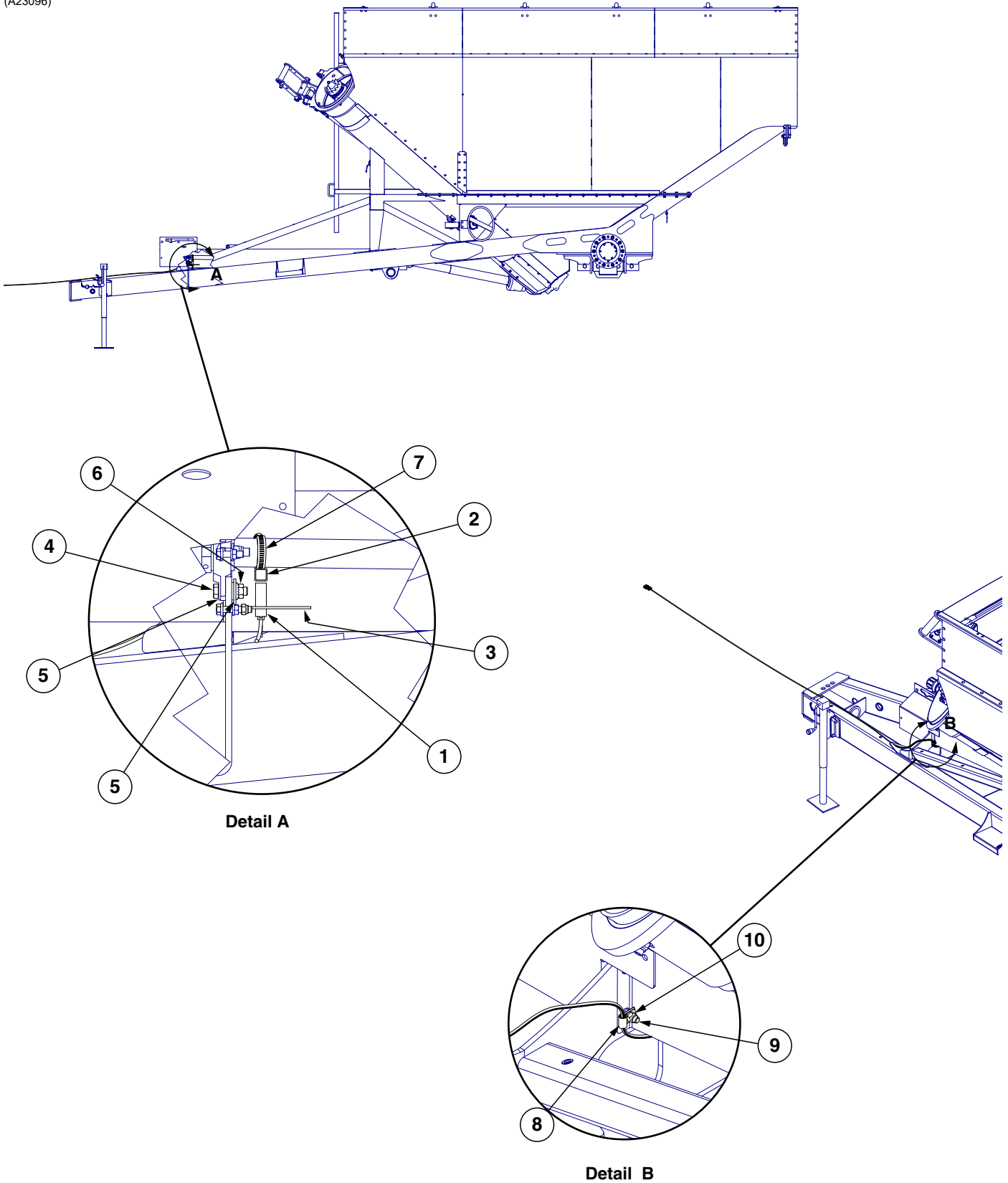
(A22686)



ITEM	PART NO.	QTY.	DESCRIPTION
1	G10834401	1	Ball Hitch Assembly
	G10716801	-	Bushing, 2" I.D. (Included W/G10834401)
	G10834601	1	CAT 3 Ball, Spindle 3
	G10717001	-	Bushing, 1.5" I.D. (Included W/G10834601)
	G10834501	1	CAT 4 Ball, Spindle 3
	G10716901	-	Bushing, 2" I.D. (Included W/G10834501)
2	GD32453	1	Hitch Pin
3	GD32392	1	Sleeve, 3.813" I.D. x 5" O.D.
4	GD32451	1	Bushing, 3.813" I.D. x 5" O.D.
5	GD32450	4	Axle Pin
6	G10648	1	Hex Head Cap Screw, 1"-8 x 6", Grade 8
7	G10028	24	Hex Head Cap Screw, ¾"-10 x 3"
8	G10112	24	Lock Nut, ¾"-10
9	G11392	48	Flat Washer, ¾" SAE
10	G10396	2	Lock Nut, 1"-8
11	G10488101	1	Hex Head Cap Screw, 1"-8 x 6½", Grade 8
12	GD34093	-	Axle Mount Shim

**This page left blank intentionally.**

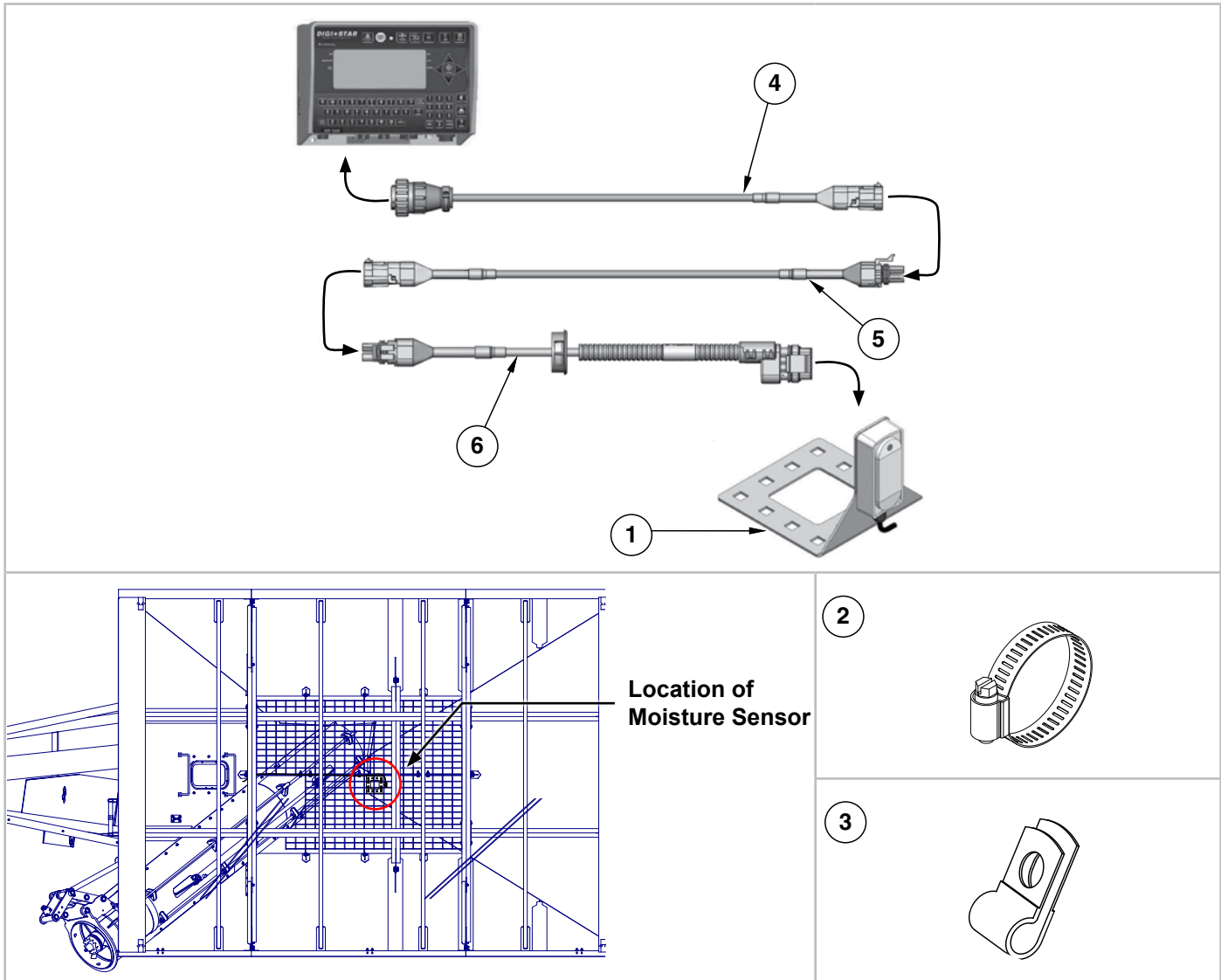
(A23096)



---

ITEM	PART NO.	QTY.	DESCRIPTION
1	GD26448	1	Rotation Counter Sensor
2	GD26449	1	Target
3	GD26451	1	RC Sensor Mounting Bracket
4	G10039	1	Hex Head Cap Screw, ½"-13 x 1¾"
5	G11389	2	Flat Washer, ½" Plated SAE
6	G10071	1	Serrated Flange Nut, ½"-13
7	GD26450	1	Hose Clamp, 24SS
8	GD6291	1	Insulated Clamp, ¾"
9	G11411	1	Hex Serrated Flange Cap Screw, ¾"-16 x 1¾"
10	G10108	1	Lock Nut, ¾"-16

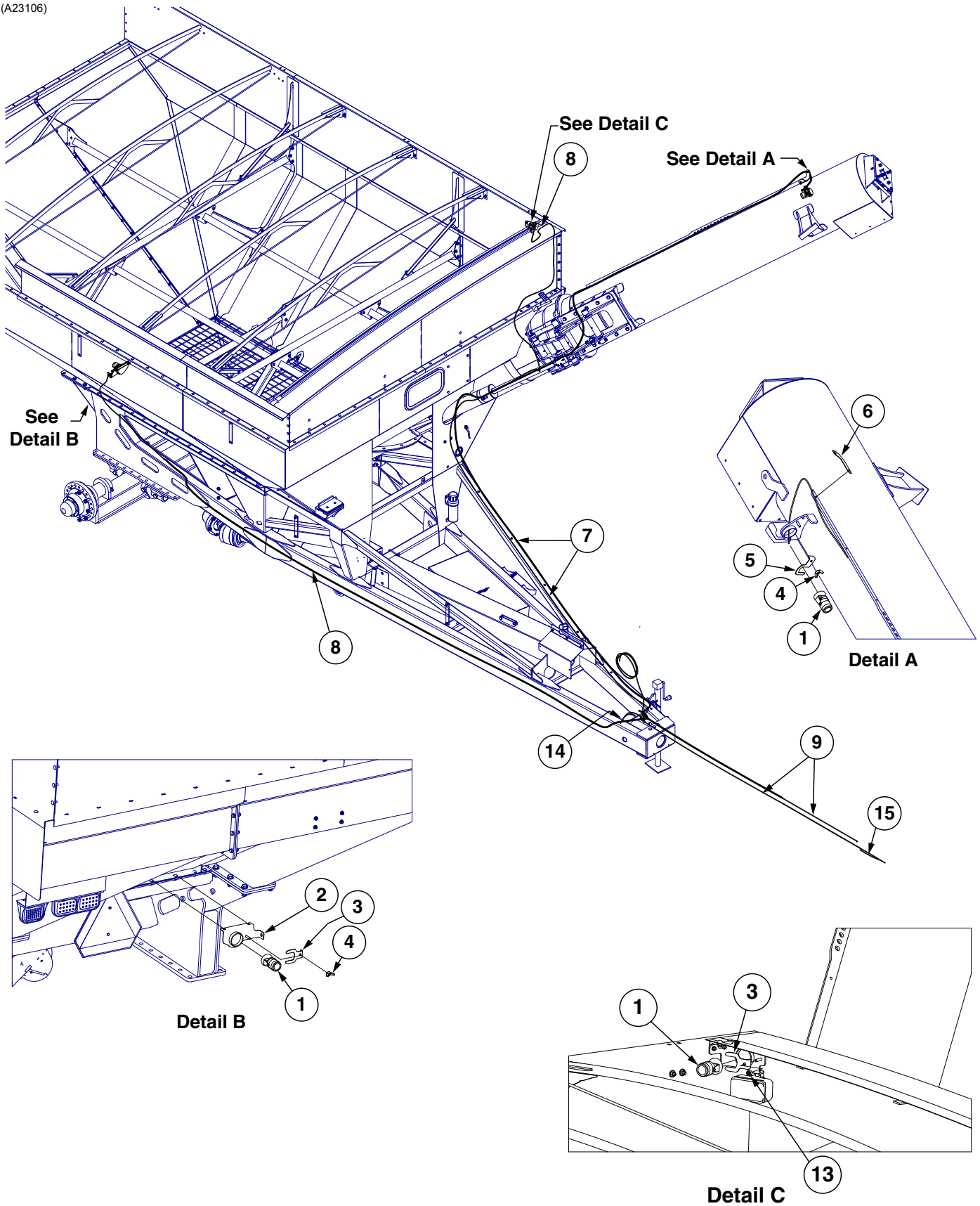
(A23097)

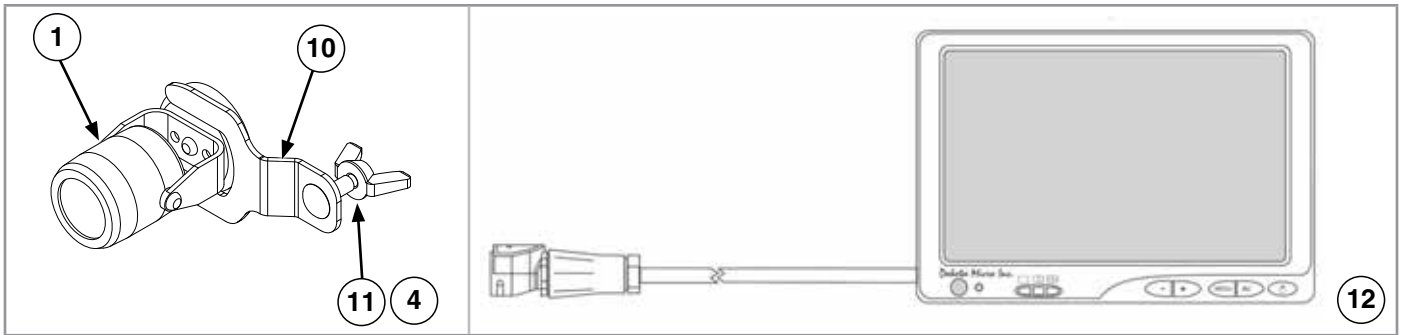


ITEM	PART NO.	QTY.	DESCRIPTION
1	GA23099	1	Moisture Sensor
2	G10676	4	Hose Clamp, No. 36, Stainless Steel
3	GD6291	5	Insulated Clamp, 3/8"
	GD22965	2	Insulated Clamp, 1/4"
	G10018	2	Hex Head Cap Screw, 5/16"-18 x 5/8"
	G10620	2	Serrated Flange Nut, 5/16"-18
4	GD33125	1	Moisture to Indicator Cable
5	GD33126	1	WP 4 Pin Extension Cable, 25'
6	GD33124	1	Moisture Sensor Cable
A	G1K744	1	Moisture Sensor Kit (Items 1-6)

**This page left blank intentionally.**

(A23106)

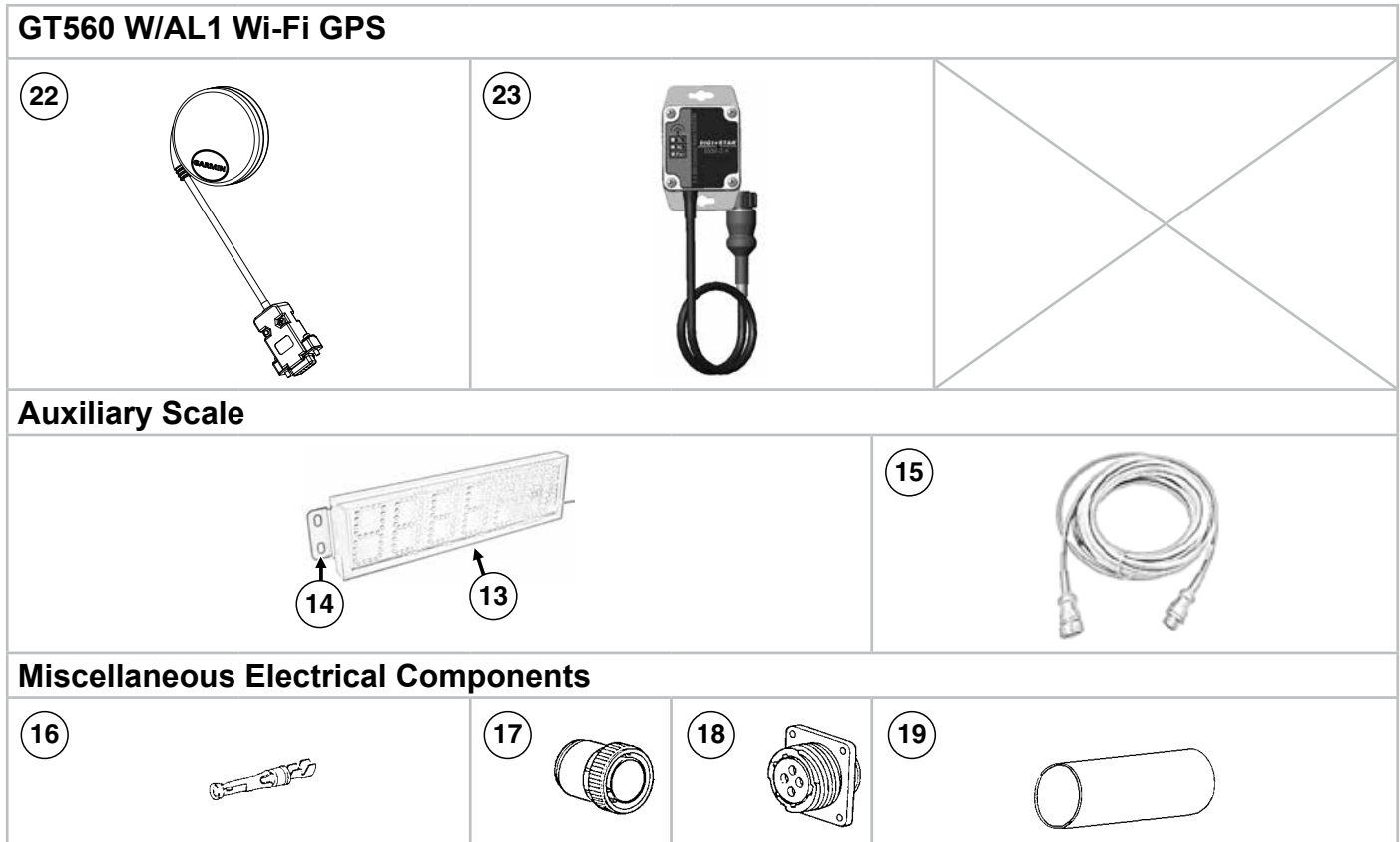




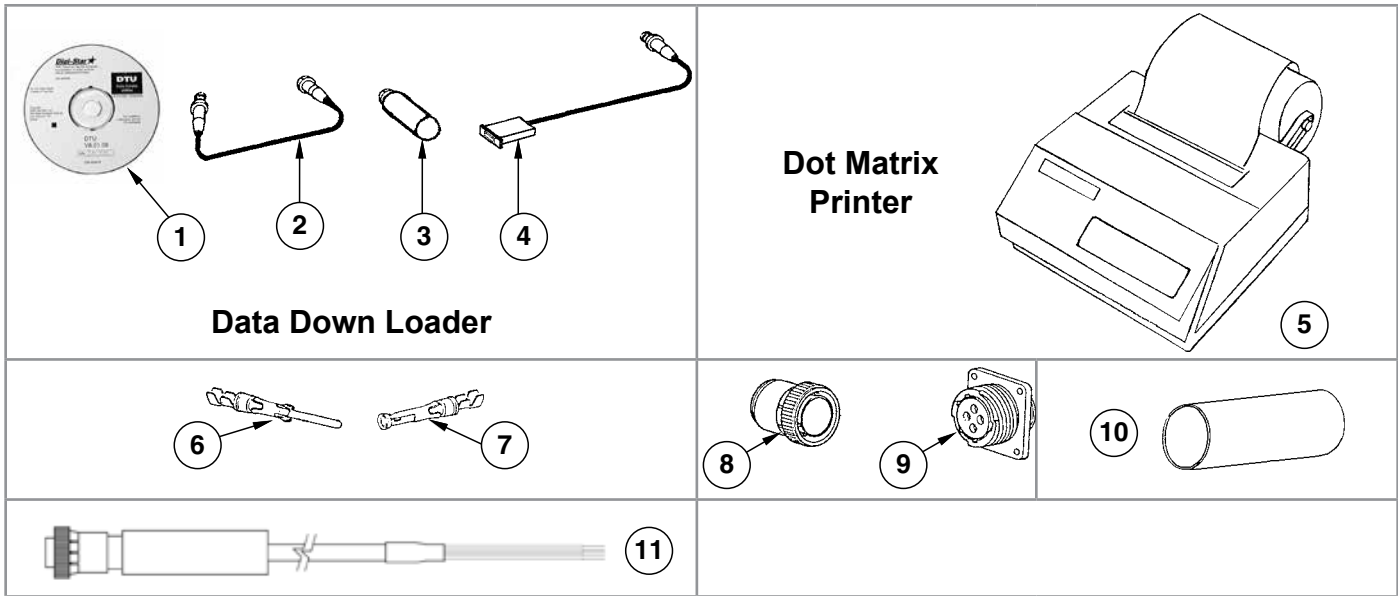
ITEM	PART NO.	QTY.	DESCRIPTION
1	GA15291	2	Ag Camera
2	GA23011	1	Camera Mount
3	GD22834	1	Hold Down Camera Bracket
4	G10163	-	Wing Nut, 3/8"-16
5	GD22832	1	Hold Down Camera Bracket
6	GD22858	1	Connector Bulkhead Plate
7	GA16346	-	Camera Harness ( <a href="#">"Electrical Schematic" on page P65</a> )
8	---	-	---
9	GA18725	-	Monitor Harness ( <a href="#">"Electrical Schematic" on page P65</a> )
10	GD33112	1	Flexible Lockdown Bracket
11	G10305	-	Carriage Bolt, 3/8"-16 x 1"
12	GA16839	1	Camera Monitor, 9" W/Quad
13	G11091	1	Serrated Flange Nut, 3/8"-16
14	GA23100	1	Power Splitter Harness ( <a href="#">"Electrical Schematic" on page P65</a> )
15	GA23101	1	Y-Adapter Harness ( <a href="#">"Electrical Schematic" on page P65</a> )

<b>GT400 Display</b>			
<b>GT560 Display w/Autolog</b>			
<b>Scale-Tec Display w/ISOBUS</b>			
<b>Scale-Tec Display w/Auto Log</b>			

ITEM	PART NO.	QTY.	DESCRIPTION
1	G8367X	1	GT 400 Indicator (Factory Calibration Required - Specify Wagon Type)
2	GA12403	-	Mounting Bracket Assembly, Includes: (2) Mounting Brackets, (2) Connector Halves, (1) Compression Spring, (1) Tension Knob, (1) 1/4"-20 x 1 3/4" Hex Head Cap Screw, (1) 1/4" Plastic Washer, (1) 1/4" Steel Washer
	GR1762	-	Console Mounting Bracket Hardware Package, Includes: (3) No. 10-32 x 5/8" Hex Socket Pan Head Screws, (3) 1/4" Lock Washers
3	GA25604	1	Power Cable, 10' (2 Wire)
4	G10565201	1	Cable Extension (To Junction Box Cable)
5	GA23975	1	GT 560 Indicator (Subs to G11118101)
	GA23916	1	EZIII Ram Mounting Assembly, Includes: (1) 1 1/2" Ram mount Assembly, EZIII Ram Mounting Bracket, and Required Hardware



ITEM	PART NO.	QTY.	DESCRIPTION
6	GD26447	1	RC Sensor Extension Cable, 16'
7	GD33123	1	RPM Sensor Cable
8	G11118101	1	Scale-Tec Monitor
9	G11117901	1	ISOBUS Scale Harness
10	G11143901	1	ISOBUS Remote Display Harness
11	G11118001	1	ISOBUS Adapter
12	G11118401	1	Ram Mount Assembly
13	G10484001	1	Scale Display
	G10327601	2	Magnet
14	G11114801	2	Scale Display Bracket
	G11068	4	Phillips Flat Head Machine Screw, No. 10-24 x 5/8", Stainless Steel
	G11206	4	Lock Nut, No. 10-32
15	G10813301	-	Auxiliary Scale Display Extension Harness
16	GR1171	-	Female Socket Contact
17	GR1068	-	Connector, Male
18	GR1170	-	Connector, Female
19	GR1069	-	Shrink Tube, 2 1/2"
20	G11117801	1	Magnetic Mount Assembly
21	G10966	4	Phillips Head Self-Tapping Screw, No. 10 x 1/2"
22	GA23912	-	GPS, RS232
23	GA23913	-	Radio, ERM-Wifi

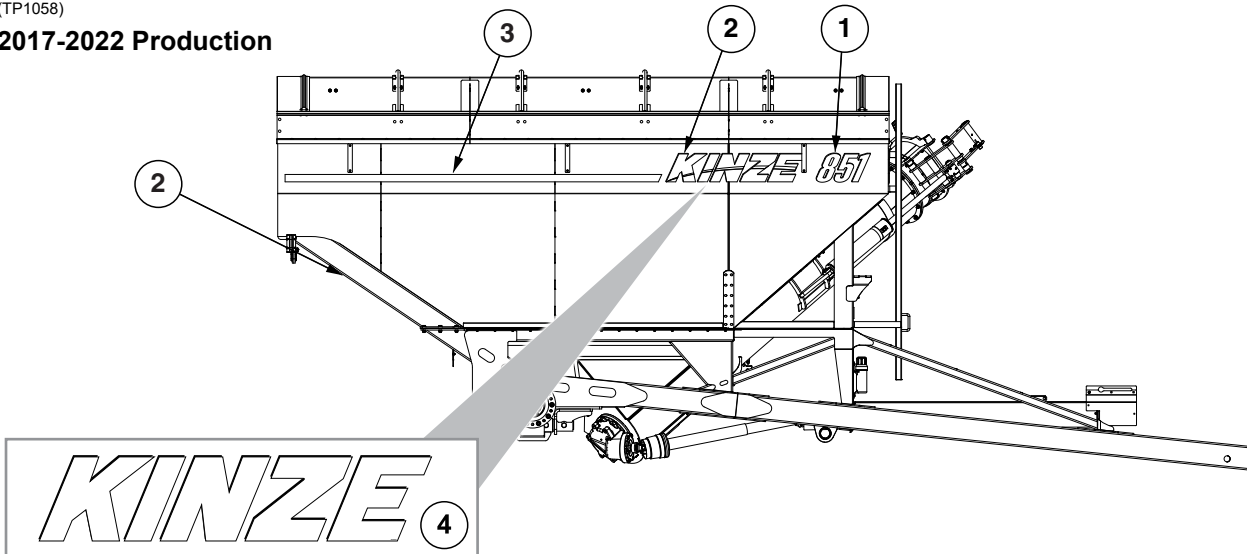


ITEM	PART NO.	QTY.	DESCRIPTION
1	GD14416	1	Program CD
2	GA10013	1	Module Cable
3	GA10012	1	Downloader Module
4	GA10011	1	Interface Cable
5	G7383X	-	Optional Printer W/Data Cable And Power Cable
	GR1491	-	Data Cable (Used Between Indicator And Printer) (Item Included W/G7383X)
	GR1492	-	Power Cable (Item Included W/G7383X)
6	GR1067	-	Pin
7	GR1171	-	Female Socket Contact
8	GR1068	-	Connector, Male
9	GR1170	-	Connector, Female
10	GR1069	-	Shrink Tube, 2½"
11	GR1431	-	Cable, 30' (If Applicable)

**This page left blank intentionally.**

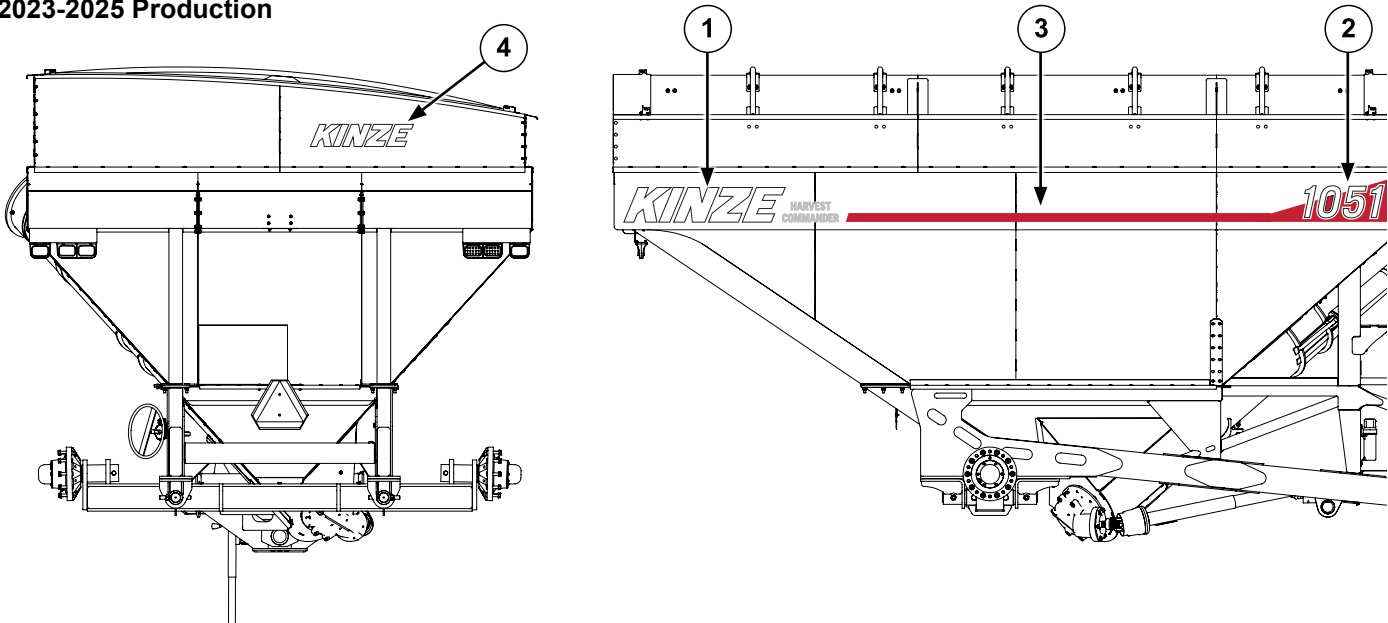
(TP1058)

2017-2022 Production



ITEM	PART NO.	QTY.	DESCRIPTION
1	G7100-530	2	Kinze Decal, 851
	G7100-531	2	Kinze Decal, 1051
2	G7100-532	3	Kinze Decal (2017-2019 Production)
3	G7100-535	-	Stripe Decal
4	G10112001	3	Kinze Decal (2020-2022 Production)

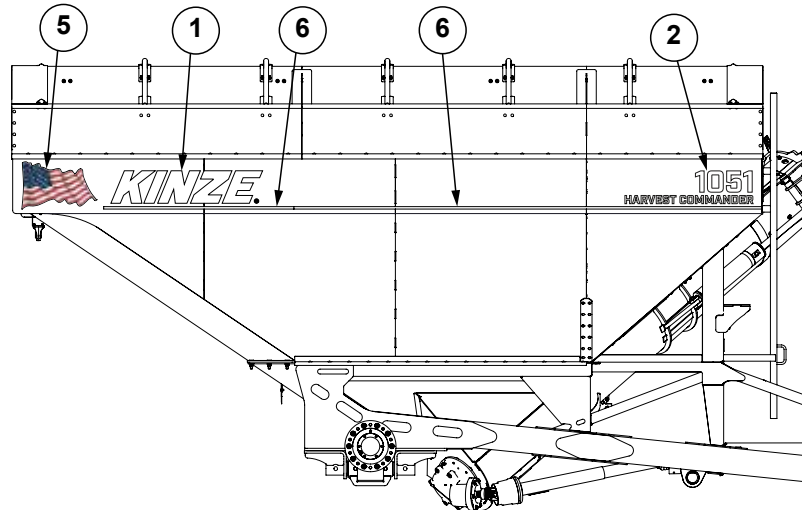
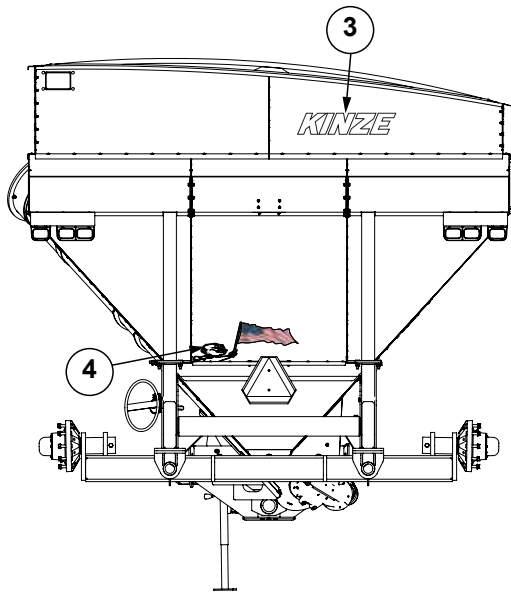
2023-2025 Production



ITEM	PART NO.	QTY.	DESCRIPTION
1	G10480101	1	Kinze Harvest Commander Decal, 10" Tall
2	G10479601	2	1051 Tail Graphic
3	G10479301	2	Stripe Decal, 2½" Wide
4	G10479401	2	Kinze Logo Decal, 30" Wide

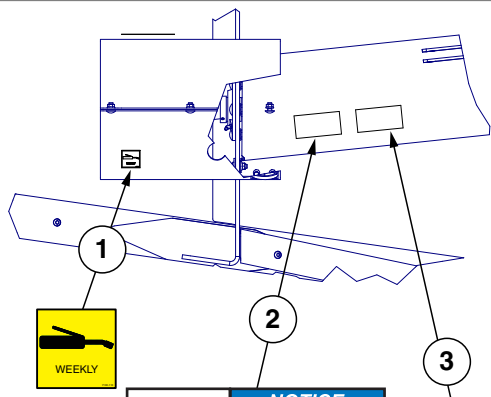
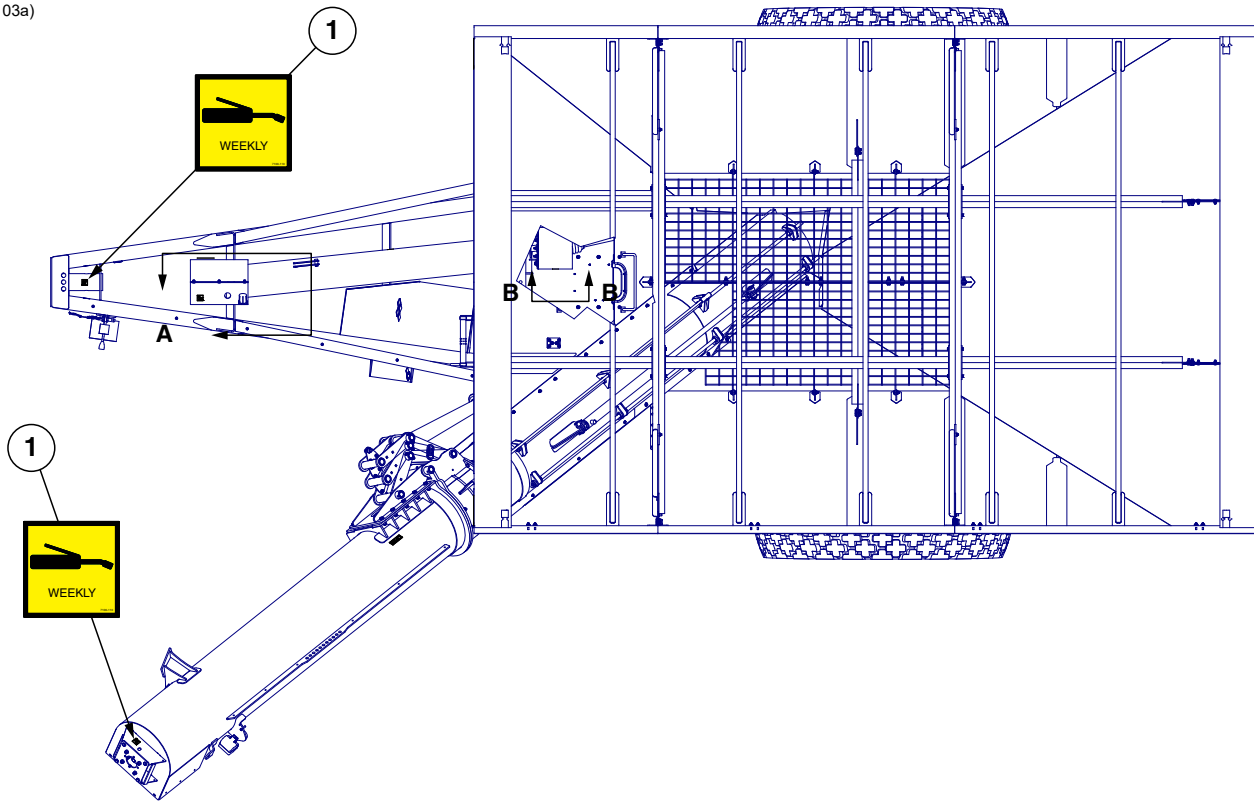
(TP1058)

2026 Production and On



ITEM	PART NO.	QTY.	DESCRIPTION
1	G11171301	2	Kinze Decal, 10" Tall
2	G11171601	2	Kinze Harvest Commander Decal, 10" Tall
3	G10480101	1	Kinze Logo Decal, 30"
4	G11170301	1	Kinze Man W/Flag
5	G11158301	2	American Flag, Cart
6	G11170801	3	¾" Stripe Tape

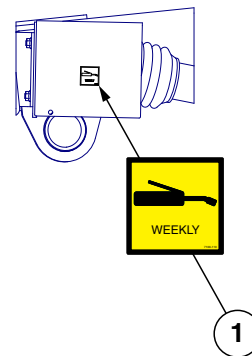
(A23103a)



**NOTICE**  
 Operating tractor PTO above 750 RPM with augers empty will damage equipment.  
 Make sure grain is flowing properly before increasing to higher RPM's. Read Operator Manual for instructions.

**⚠ DANGER**  
 Contact with rotating driveline will cause death or serious injury. Keep away at all times when operating.  
 Never operate without all guards and equipment shields properly installed.

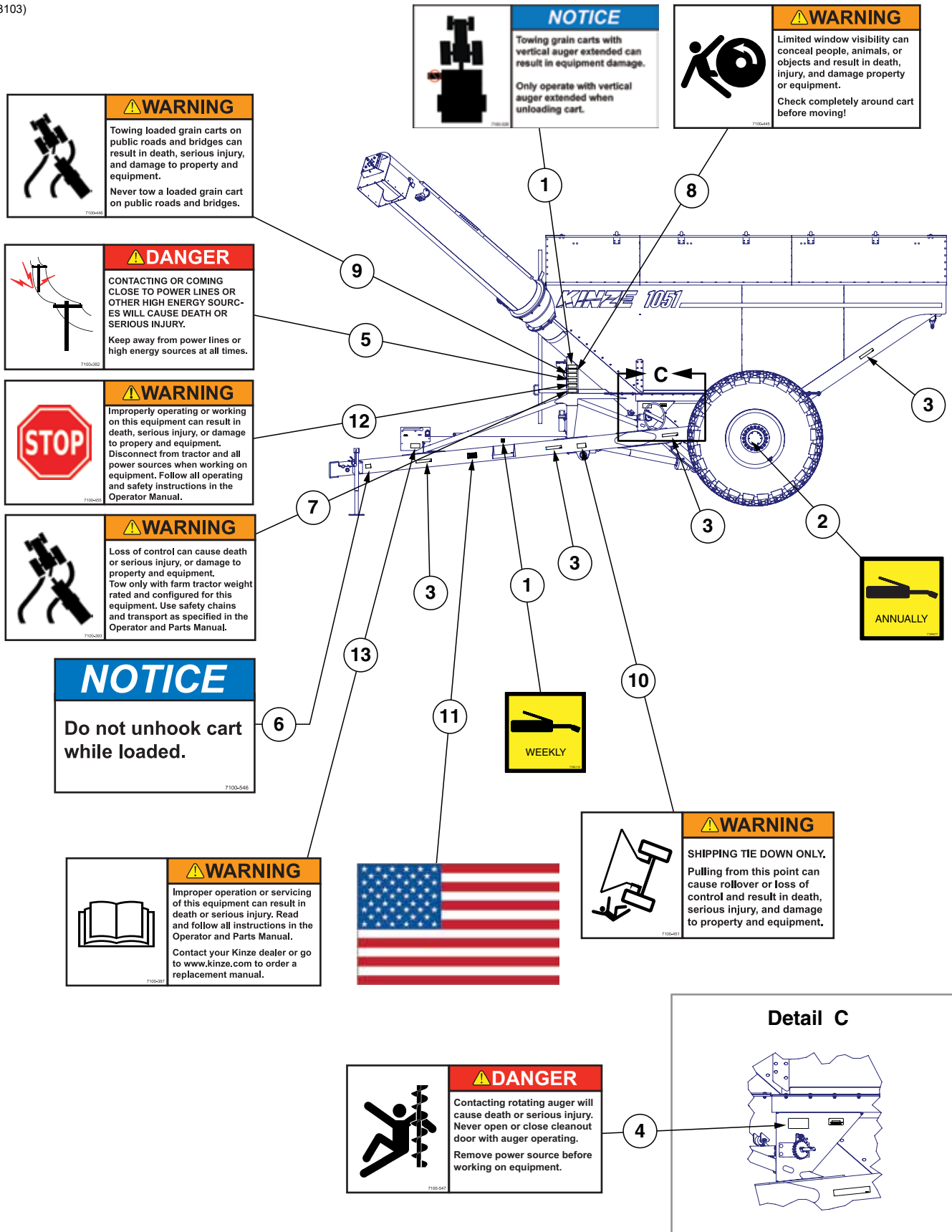
Detail A



Section B-B

ITEM	PART NO.	QTY.	DESCRIPTION
1	G7100-110	4	Decal, Grease Weekly
2	G7100-449	1	Decal, Notice
3	G7100-452	1	Decal, Danger

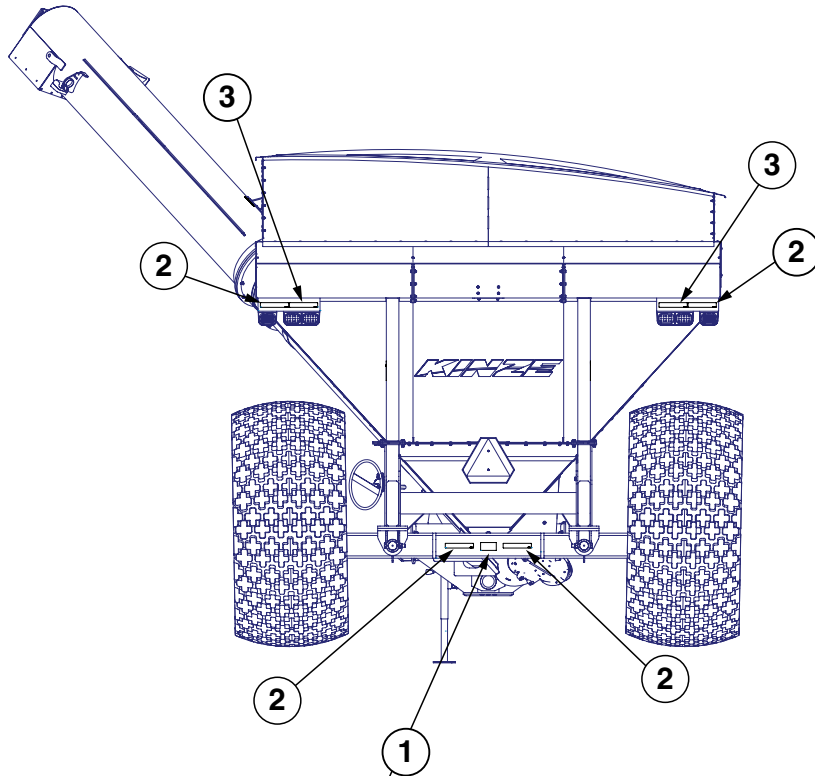
(A23103)



---

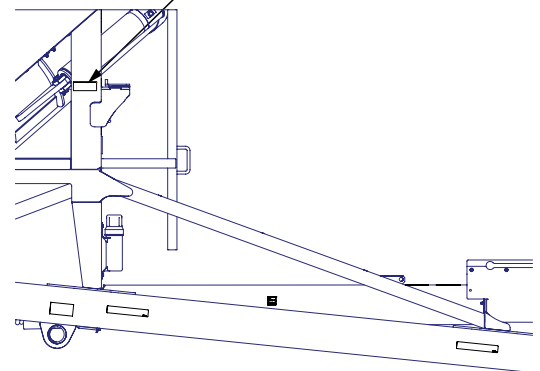
ITEM	PART NO.	QTY.	DESCRIPTION
1	G7100-528	1	Decal, Notice
2	G7100-277	2	Decal, Grease Annually
3	G7100-558	10	Reflective Decal, Amber, 2" x 9", Rectangular
4	G7100-547	2	Decal, Warning
5	G7100-382	1	Decal, Danger
6	G7100-546	1	Decal, Notice
7	G7100-393	1	Decal, Warning
8	G7100-445	1	Decal, Warning
9	G7100-446	1	Decal, Warning
10	G7100-451	3	Decal, Warning
11	G7100-484	1	Decal, American Flag (2017-2025 Production)
12	G7100-455	1	Decal, Warning
13	G7100-387	1	Decal, Warning

(A23103b)



**WARNING**  
 SHIPPING TIE DOWN ONLY.  
 Pulling from this point can cause rollover or loss of control and result in death, serious injury, and damage to property and equipment.

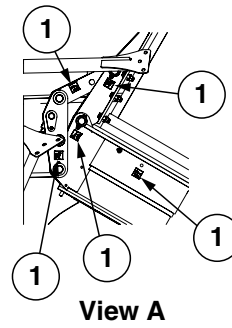
**WARNING**  
 Contact with hydraulic folding auger can and cause death, serious injury, and damage to property and equipment. Stay away from folding auger at all times. Make sure auger is clear of people and objects before folding or unfolding.



Right Side

ITEM	PART NO.	QTY.	DESCRIPTION
1	G7100-451	3	Decal, Warning
2	G7100-557	4	Reflective Decal, Red, 2" x 9", Rectangular
3	G7100-559	2	Reflective Decal, Orange, 2" x 9", Rectangular
4	G7100-454	1	Decal, Warning

(A23103c)



**WARNING**




7100-572

Falling from equipment can cause death or serious injury.

Use three points of contact when working on equipment.

Never ride on equipment!

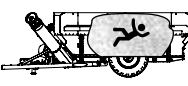
**DANGER**



7100-547

Contacting rotating auger will cause death or serious injury. Never open or close cleanout door with auger operating. Remove power source before working on equipment.

**DANGER**



Entering the grain cart can result in death or serious injury.

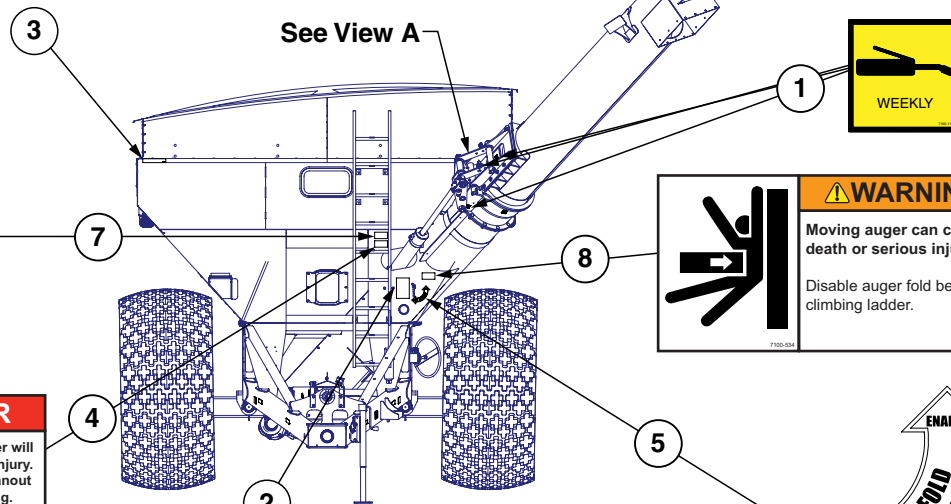
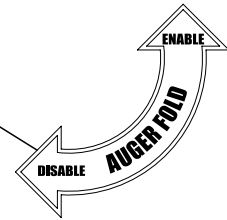
- Never enter grain cart when there is an energy source attached to the cart.
- Flowing grain can trap and suffocate.

**WARNING**



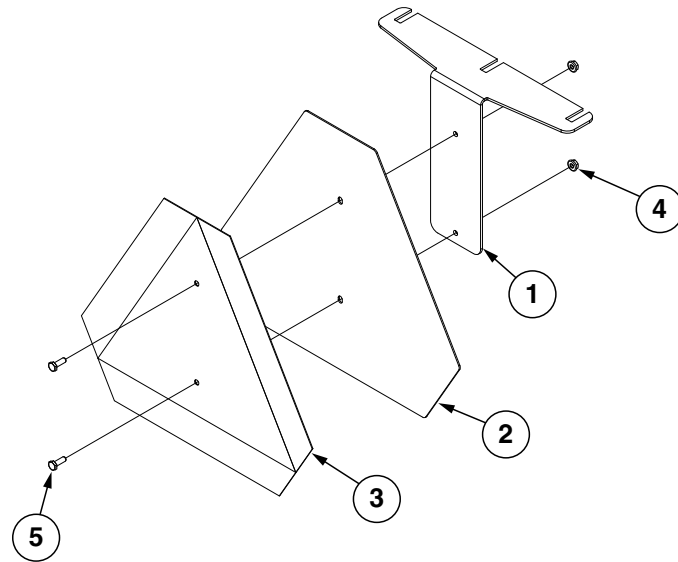
7100-534

Moving auger can cause death or serious injury. Disable auger fold before climbing ladder.

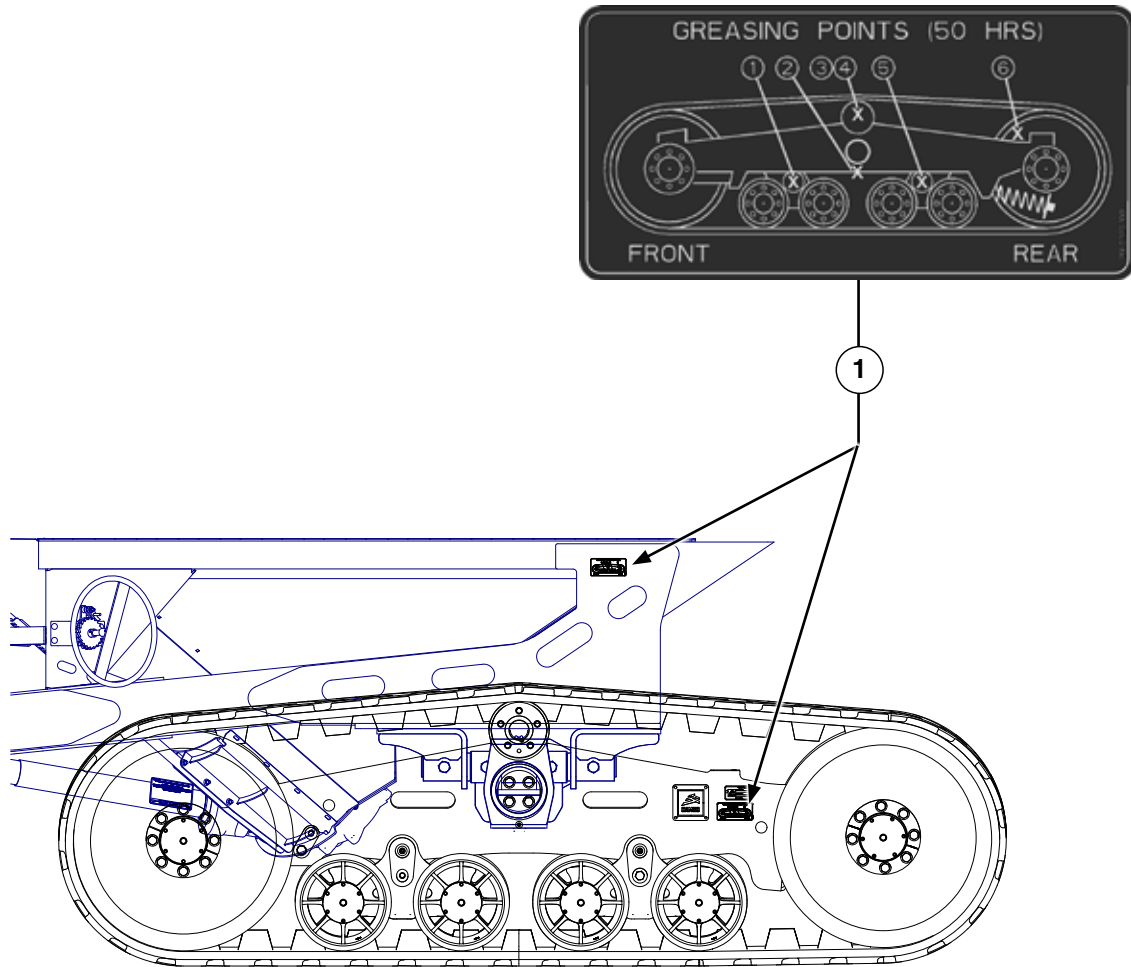


ITEM	PART NO.	QTY.	DESCRIPTION
1	G7100-110	5	Decal, Grease Weekly
2	G7100-463	1	Decal, Danger
3	G7100-558	10	Reflective Decal, Amber, 2" x 9", Rectangular
4	G7100-547	2	Decal, Warning
5	G7100-538	1	Auger Fold Decal
6	G7100-168	1	Decal, Open (Hydraulic Flow Gate)
7	G7100-572	1	Decal, Warning
8	G7100-534	1	Decal, Warning




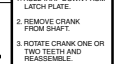











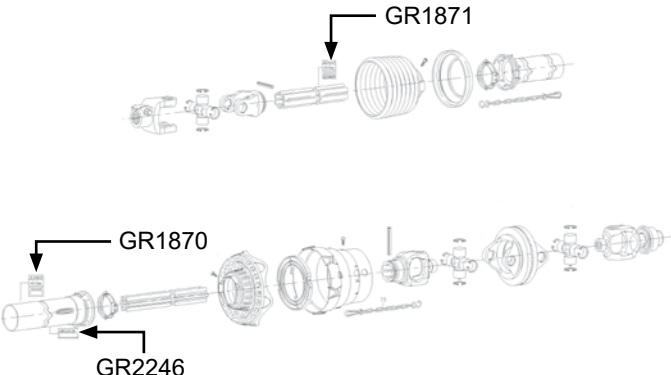

(TP1061)



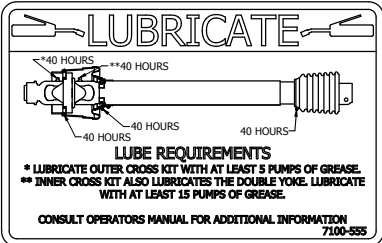
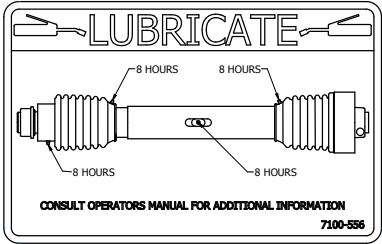
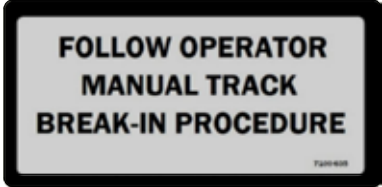
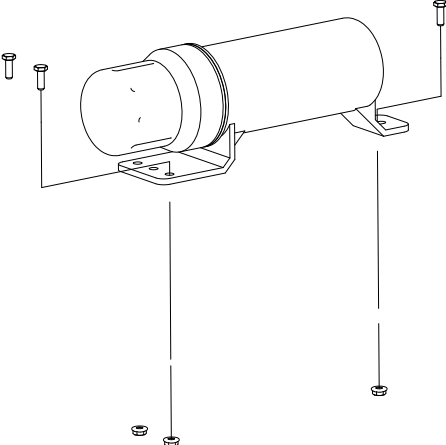


ITEM	PART NO.	QTY.	DESCRIPTION
1	GD32051	1	SMV Mount
2	GD26369	1	SMV Backer Plate
3	G7100-36	1	SMV Sign
4	G10621	2	Serrated Flange Nut, 1/4"-20
5	G10023	2	Hex Head Cap Screw, 1/4"-20 x 3/4"



ITEM	PART NO.	QTY.	DESCRIPTION
1	G7100-624	1	Kinze Greasing Decal, Tracks

<div style="border: 1px solid black; padding: 5px;"> <p style="text-align: center;"><b>NOTICE</b></p> <p>TARP MUST BE IN THE OPEN POSITION BEFORE UNLOADING OR LOADING.          KEEP TARP AT 40-60 LB (18-27 KG) TENSION TO PREVENT EXCESS WEAR.          DO NOT WALK OR STAND ON END CAPS TO PREVENT DAMAGE.          OPEN TARP SYSTEM AND SECURE ROLL TUBE TO WAGON FOR SPEEDS OF 30 MPH (48 KPH) OR HIGHER TO PREVENT DAMAGE.</p> <p style="text-align: center;"><b>OPERATING INSTRUCTIONS</b></p> <table border="1" style="width: 100%; border-collapse: collapse;"> <tr> <td style="width: 25%; text-align: center; vertical-align: top;">                 1. CRANK TARP UP UNDER PLATE   </td> <td style="width: 25%; text-align: center; vertical-align: top;">                 2. BRING CRANK DOWN   </td> <td style="width: 25%; text-align: center; vertical-align: top;">                 3. LIFT (60-80 LBS) CRANK INTO RETAINER   </td> <td style="width: 25%; text-align: center; vertical-align: top;">                 TO ADJUST TENSION:                  1. ROLL TARP DOWN FROM LATCH PLATE.                  2. REMOVE CRANK FROM SHAFT.                  3. ROTATE CRANK ONE OR TWO TEETH AND REASSEMBLE.   </td> </tr> </table> <p style="text-align: right; font-size: small;">7100-346</p> </div>	1. CRANK TARP UP UNDER PLATE 	2. BRING CRANK DOWN 	3. LIFT (60-80 LBS) CRANK INTO RETAINER 	TO ADJUST TENSION: 1. ROLL TARP DOWN FROM LATCH PLATE. 2. REMOVE CRANK FROM SHAFT. 3. ROTATE CRANK ONE OR TWO TEETH AND REASSEMBLE. 	<p>Part No.: G7100-346          Description: Decal, Notice</p>
1. CRANK TARP UP UNDER PLATE 	2. BRING CRANK DOWN 	3. LIFT (60-80 LBS) CRANK INTO RETAINER 	TO ADJUST TENSION: 1. ROLL TARP DOWN FROM LATCH PLATE. 2. REMOVE CRANK FROM SHAFT. 3. ROTATE CRANK ONE OR TWO TEETH AND REASSEMBLE. 		
<div style="border: 1px solid black; padding: 5px; text-align: center;"> <h2 style="margin: 0;">Electronic Scale</h2> <p style="font-size: x-small; margin: 0;">7105-130</p> </div>	<p>Part No.: G7100-130          Description: Decal, Electronic Scale</p>				
	<p>Part No.: GD1512          Description: Cable Tie, 7½"</p>				
	<p>Part No.: GD2117          Description: Cable Tie, 14½"</p>				
	<p>Part No.: GR2127MPP          Description: Blue Paint, Twelve Aerosol Cans</p>				
	<p>Part No.: GR1870          Description: Outer Decal</p> <p>Part No.: GR1871          Description: Inner Decal</p> <p>Part No.: GR2246          Description: Lubrication Decal</p>				
	<p>Part No.: GM0276-01          Description: Operator Manual, 851/1051</p> <p>Part No.: GM0276-02          Description: Parts Manual, 851/1051</p> <p>Part No.: GPR1094          Description: Binder (Contact Kinze Parts To Order)</p>				
<div style="border: 2px solid black; border-radius: 15px; padding: 10px; text-align: center;"> <p style="font-size: 1.2em; margin: 0;">INFLATE TO 46 PSI</p> <p style="font-size: x-small; margin: 0;">7100-522</p> </div>	<p>Part No.: G7100-522          Description: Decal, Tire Pressure          Tire 900-65R32, CFO          Tire 900-60R32, CFO</p>				

	<p>Part No.: GD10057-01 Description: Hose Identification Sleeve, Red AA</p> <p>Part No.: GD10057-02 Description: Hose Identification Sleeve, Red BB</p> <p>Part No.: GD10057-09 Description: Hose Identification Sleeve, White AA</p> <p>Part No.: GD10057-10 Description: Hose Identification Sleeve, White BB</p>
	<p>Part No.: G7100-550 Description: Decal, Sight Flow Gate</p>
	<p>Part No.: G7100-555 Description: Decal, Lubricate</p>
	<p>Part No.: G7100-556 Description: Decal, Lubricate</p>
	<p>Part No.: G7100-635 Description: Decal, Track Break-In</p>
	<p>Part No.: GA15422 Description: Operator's Manual Canister</p>
	<p>Part No.: G10991 Description: Hex Head Cap Screw, 5/16"-18 x 7/8"</p>
	<p>Part No.: G10109 Description: Lock Nut, 5/16"-18, Grade 8</p>

**This page left blank intentionally.**

Part No.	Page	Part No.	Page	Part No.	Page	Part No.	Page
*A12002	P60	G10018	P58	G10111	P38	G10336	P36
*A12011	P60	G10018	P75	G10111	P43	G10343	P28
*A15057	P60	G10020	P8	G10111	P46	G10395	P70
*A15072-44	P60	G10020	P10	G10111	P48	G10396	P12
*A15203-256	P60	G10023	P90	G10111	P48	G10396	P14
*A24473	P63	G10026	P36	G10111	P50	G10396	P70
*A24474	P62	G10027	P70	G10111	P56	G10396	P70
*A26166	P61	G10028	P71	G10112	P12	G10396	P71
*A26939-238	P60	G10031	P42	G10112	P70	G10400	P12
*A7675-233	P60	G10035	P32	G10112	P71	G10415	P48
*A7676-224	P60	G10037	P8	G10112001	P83	G10430	P58
*D12055	P63	G10037	P10	G10133	P70	G10450	P34
*D12092	P62	G10038	P34	G10157	P11	G10458	P8
*D12206	P63	G10038	P48	G10163	P78	G10458	P10
*D12212	P63	G10038	P48	G10210	P11	G10460	P44
*D12213	P63	G10039	P38	G10216	P38	G10460	P48
*D12233	P61	G10039	P43	G10219	P32	G10465	P32
*D12235	P61	G10039	P74	G10228	P18	G10469	P22
*D12236	P61	G10043	P13	G10228	P42	G10469	P24
*D12240	P62	G10047	P11	G10228	P44	G10479301	P83
*D12246	P62	G10047	P56	G10229	P58	G10479401	P83
*D12247	P62	G10048	P48	G10229	P60	G10479601	P83
*D12255	P62	G10063	P60	G10231	P36	G10480101	P83
*D12256	P61	G10064	P67	G10233	P38	G10480101	P84
*D21469	P62	G10064	P68	G10233	P40	G10484001	P80
*D23422	P62	G10068	P36	G10234	P36	G10488101	P70
*D23424	P63	G10071	P8	G10256801	P54	G10488101	P71
*D27237	P62	G10071	P10	G10263801	P54	G10522	P70
*D29692	P61	G10071	P48	G10263801	P54	G10565201	P79
*D30247	P62	G10071	P50	G10263801	P54	G10574	P48
*D30399	P63	G10071	P58	G10263901	P54	G10589201	P56
A22512	P63	G10071	P74	G10267701	P34	G10599	P40
A24158	P62	G10098	P30	G10292401	P56	G10599	P42
A8775	P61	G10101	P58	G10292501	P56	G10599	P46
G10001	P46	G10107	P11	G10301	P38	G10599	P50
G10001	P58	G10107	P34	G10305	P8	G10599	P67
G10001	P66	G10107	P36	G10305	P10	G10610	P56
G10002	P42	G10108	P11	G10305	P32	G10620	P58
G10002	P58	G10108	P56	G10305	P38	G10620	P75
G10004	P42	G10108	P61	G10305	P46	G10621	P8
G10004	P58	G10108	P63	G10305	P50	G10621	P10
G10004	P60	G10108	P67	G10305	P52	G10621	P90
G10005	P36	G10108	P74	G10305	P56	G10622	P8
G10006	P34	G10109	P32	G10305	P68	G10622	P58
G10006	P48	G10109	P42	G10305	P78	G10625	P13
G10007	P11	G10109	P93	G10308	P8	G10636	P43
G10014	P44	G10110	P67	G10308	P10	G10640	P10
G10014	P58	G10110	P68	G10308	P48	G10641	P18
G10017	P42	G10111	P8	G10325	P10	G10641	P20
G10017	P46	G10111	P10	G10325	P32	G10641	P20
G10017	P48	G10111	P32	G10327601	P80	G10641	P20
G10017	P50	G10111	P34	G10331	P70	G10641	P22

Part No.	Page	Part No.	Page	Part No.	Page	Part No.	Page
G10641	P30	G11073201	P52	G11222501	P18	G11389	P10
G10643	P8	G11091	P8	G11222601	P18	G11389	P32
G10643	P8	G11091	P10	G11222701	P18	G11389	P43
G10643	P8	G11091	P32	G11222801	P22	G11389	P46
G10648	P12	G11091	P32	G11222901	P22	G11389	P50
G10648	P70	G11091	P38	G11222901	P28	G11389	P52
G10648	P71	G11091	P40	G11222901	P30	G11389	P58
G10671	P11	G11091	P42	G11223001	P22	G11389	P74
G10676	P75	G11091	P48	G11223101	P22	G11391	P11
G10687	P67	G11091	P50	G11223201	P22	G11391	P34
G10716801	P70	G11091	P52	G11223401	P22	G11391	P46
G10716801	P71	G11091	P56	G11223501	P22	G11392	P32
G10716901	P70	G11091	P58	G11223501	P24	G11392	P70
G10716901	P71	G11091	P60	G11223601	P22	G11392	P71
G10717001	P70	G11091	P78	G11224101	P22	G11393	P18
G10717001	P71	G11094	P10	G11224201	P22	G11394	P44
G10779	P62	G11099	P62	G11224301	P22	G11394	P70
G10784301	P36	G11112401	P36	G11224401	P22	G11396	P48
G10784601	P40	G11114801	P80	G11224501	P22	G11411	P74
G10785301	P40	G11117801	P80	G11224601	P22	G11415	P48
G10785401	P40	G11117901	P80	G11224701	P22	G11484	P58
G10787601	P40	G11118001	P80	G11224701	P24	G11490	P5
G10808	P14	G11118101	P80	G11224801	P28	G11490	P10
G10813301	P80	G11118401	P80	G11224901	P28	G11510	P46
G10834401	P70	G11137901	P10	G11225001	P28	G11531	P34
G10834401	P71	G11138201	P10	G11225101	P28	G11559	P36
G10834501	P70	G11139201	P10	G11225201	P28	G11646	P32
G10834501	P71	G11139401	P10	G11225301	P28	G11685	P46
G10834601	P70	G11143901	P80	G11225401	P22	G11721	P48
G10834601	P71	G11158301	P84	G11225501	P30	G11721	P50
G10892201	P54	G11162	P8	G11225601	P30	G11723	P56
G10901	P8	G11162	P10	G11225701	P24	G11724	P56
G10901	P10	G11170301	P84	G11225801	P30	G11725	P10
G10901	P66	G11170801	P84	G11227901	P22	G11846	P48
G10901	P67	G11171301	P84	G11229	P56	G11874	P11
G10901	P68	G11171601	P84	G11229	P70	G11901	P8
G10902	P32	G11174	P43	G11244401	P24	G12039	P16
G10939	P61	G11182	P70	G11244501	P24	G12040	P20
G10939	P63	G11191	P10	G11244601	P24	G12040	P23
G10966	P70	G11196	P13	G11244701	P24	G12202-16	P26
G10966	P80	G11204	P8	G11244801	P24	G12202-16	P27
G10985	P50	G11204	P10	G11387	P8	G12203	P23
G10985	P56	G11206	P80	G11387	P10	G12204	P23
G10985	P58	G1121801	P52	G11387	P42	G12205-50	P20
G10991	P93	G11219901	P54	G11387	P46	G12205-50	P23
G10999401	P56	G11221201	P18	G11387	P56	G12206-60	P20
G11014901	P66	G11221301	P18	G11387	P58	G12207-30	P16
G11044101	P10	G11221401	P18	G11387	P60	G12207-30	P20
G11044201	P10	G11221501	P18	G11387	P66	G12208-40	P16
G11044301	P10	G11222201	P18	G11387	P67	G12209-50	P20
G11058	P11	G11222301	P18	G11387	P68	G12210-60	P16
G11068	P80	G11222401	P18	G11389	P8	G12211-70	P16

Part No.	Page	Part No.	Page	Part No.	Page	Part No.	Page
G12221	P25	G7100-624	P91	GA22476	P48	GA23099	P75
G1K744	P75	G7100-635	P93	GA22477	P44	GA23100	P66
G2700-06-06	P48	G7383X	P81	GA22481	P43	GA23100	P78
G306-06	P48	G8367X	P79	GA22486	P50	GA23101	P66
G3324-01	P11	G9940X	P11	GA22487	P50	GA23101	P78
G6400-06	P60	GA0238	P22	GA22488	P50	GA23104	P10
G6408-06	P63	GA0449	P36	GA22490	P52	GA23108	P8
G6408-08	P61	GA0531	P13	GA22491	P52	GA23110	P8
G6408-08	P62	GA0532	P13	GA22492	P52	GA23912	P80
G6801-06-08	P38	GA0705	P22	GA22497	P50	GA23913	P80
G6801-06-08	P40	GA10011	P81	GA22498	P50	GA23916	P79
G6801-06-08	P60	GA10012	P81	GA22499	P46	GA23948	P56
G6801-06-08	P64	GA10013	P81	GA22503	P50	GA23975	P79
G7100-110	P85	GA11509	P13	GA22504	P52	GA23976	P3
G7100-110	P89	GA12403	P79	GA22511	P44	GA23977	P3
G7100-130	P92	GA13344	P56	GA22511	P63	GA23988	P66
G7100-168	P89	GA13345	P56	GA22623	P50	GA24136	P36
G7100-277	P87	GA14379	P8	GA22624	P50	GA24138	P48
G7100-346	P92	GA14568	P8	GA22625	P50	GA24141	P48
G7100-36	P90	GA14568	P10	GA22626	P52	GA24142	P36
G7100-382	P87	GA15291	P78	GA22627	P52	GA24156	P48
G7100-387	P87	GA15422	P93	GA22628	P52	GA24156	P62
G7100-393	P87	GA15469	P67	GA22630	P52	GA24160	P48
G7100-445	P87	GA15469	P68	GA22636	P67	GA24161	P48
G7100-446	P87	GA15470	P67	GA22642	P50	GA24232	P48
G7100-449	P85	GA15470	P68	GA22703	P56	GA24237	P12
G7100-451	P87	GA15471	P67	GA22704	P56	GA24269	P42
G7100-451	P88	GA15471	P68	GA22705	P56	GA24270	P34
G7100-452	P85	GA15472	P52	GA22706	P56	GA24286	P8
G7100-454	P88	GA16346	P66	GA22707	P56	GA24397	P52
G7100-455	P87	GA16346	P78	GA22708	P56	GA24401	P48
G7100-463	P89	GA16460	P58	GA22743	P56	GA24566	P43
G7100-484	P87	GA16839	P78	GA22744	P56	GA24606	P70
G7100-522	P92	GA18487	P43	GA22746	P56	GA24625	P50
G7100-528	P87	GA18517	P43	GA22799	P8	GA24636	P50
G7100-530	P83	GA18725	P66	GA22860	P38	GA24763	P54
G7100-531	P83	GA18725	P78	GA22877	P66	GA24764	P54
G7100-532	P83	GA18777	P70	GA22878	P66	GA24765	P54
G7100-534	P89	GA18816	P58	GA22901	P48	GA24936	P20
G7100-535	P83	GA20249	P70	GA22970	P50	GA24938	P16
G7100-538	P89	GA20697	P64	GA23011	P78	GA24939	P20
G7100-546	P87	GA21166	P38	GA23013	P42	GA24939	P27
G7100-547	P87	GA21166	P40	GA23016	P32	GA24940	P20
G7100-547	P89	GA21166	P61	GA23017	P32	GA24940	P25
G7100-550	P93	GA21313	P56	GA23018	P32	GA24941	P25
G7100-555	P93	GA22401	P38	GA23019	P32	GA24942	P20
G7100-556	P93	GA22401	P40	GA23020	P10	GA24942	P26
G7100-557	P88	GA22460	P5	GA23020	P32	GA24943	P26
G7100-558	P87	GA22461	P8	GA23023	P32	GA24943	P27
G7100-558	P89	GA22471	P12	GA23041	P8	GA24944	P23
G7100-559	P88	GA22474	P44	GA23041	P8	GA25054	P26
G7100-572	P89	GA22475	P34	GA23041	P8	GA25054	P27

Part No.	Page	Part No.	Page	Part No.	Page	Part No.	Page
GA25269	P58	GD22536	P13	GD32355	P56	GD33552	P62
GA25270	P58	GD22832	P78	GD32356	P56	GD33691-01	P34
GA25344	P12	GD22834	P78	GD32358	P56	GD33691-02	P34
GA25604	P79	GD22858	P78	GD32359	P56	GD33691-03	P34
GA26924-01	P60	GD22965	P75	GD32366	P46	GD33691-04	P34
GA26924-02	P60	GD23537	P3	GD32367	P46	GD33691-05	P34
GA26924-03	P60	GD23856	P58	GD32372	P50	GD33705	P8
GA26924-04	P60	GD24094	P58	GD32373	P50	GD33705	P10
GA26924-07	P60	GD25033	P42	GD32374	P50	GD33706	P8
GA26924-08	P60	GD25034	P42	GD32375	P50	GD33707	P8
GA27240-13	P10	GD25419	P43	GD32376	P50	GD33707	P10
GA4995	P8	GD26369	P90	GD32377	P50	GD33747	P70
GA4995	P10	GD26447	P80	GD32378	P50	GD33762	P8
GA5987	P22	GD26448	P74	GD32379	P50	GD33762	P10
GA6128	P54	GD26449	P74	GD32380	P46	GD33763	P8
GA6128	P54	GD26450	P74	GD32381	P46	GD33763	P10
GA6128	P54	GD26451	P74	GD32387	P48	GD33981	P42
GA6128	P54	GD26892	P43	GD32387	P50	GD34093	P70
GA6128	P54	GD27095	P58	GD32392	P71	GD34093	P71
GA9300	P48	GD27233	P61	GD32432	P8	GD34094	P32
GB0382	P13	GD27234	P63	GD32432	P10	GD34136	P38
GD10057-01	P93	GD29033	P48	GD32450	P71	GD34137	P38
GD10057-02	P93	GD29104-11	P48	GD32451	P71	GD34137	P40
GD10057-09	P93	GD29292	P12	GD32453	P71	GD34144	P8
GD10057-10	P93	GD29312	P43	GD32482	P38	GD34145	P8
GD10538-25	P32	GD29689	P61	GD32483	P38	GD34401	P38
GD11089	P66	GD2971-28	P32	GD32494	P48	GD3457-09	P36
GD11950	P61	GD30439	P61	GD32521	P50	GD34621	P54
GD11950	P63	GD31526	P56	GD32658	P60	GD34621	P54
GD12101	P61	GD31609	P46	GD32663	P60	GD34835	P25
GD12103	P63	GD31611	P63	GD32768	P52	GD34836	P16
GD12252	P63	GD31816	P48	GD32773	P50	GD34837	P25
GD12510	P61	GD31819	P62	GD32914	P48	GD34837	P26
GD13348	P66	GD31834-03	P34	GD32934	P56	GD34837	P27
GD13499	P64	GD31834-04	P34	GD32935	P58	GD34838	P16
GD13778	P36	GD31893	P54	GD32936	P56	GD34839	P16
GD14416	P81	GD31949	P44	GD32937	P58	GD34840	P16
GD1512	P92	GD32013	P46	GD32938	P56	GD34842	P26
GD16565	P13	GD32014	P46	GD32960	P32	GD34842	P27
GD16709	P13	GD32041	P62	GD32971	P10	GD34843	P20
GD16710	P13	GD32043	P62	GD32971	P32	GD34844	P27
GD16712	P54	GD32047	P63	GD32975	P10	GD34845	P26
GD17161	P60	GD32048	P63	GD32980	P58	GD34846	P20
GD18974	P56	GD32049	P68	GD32981	P32	GD34847	P20
GD18975	P56	GD32050	P68	GD32982	P32	GD34849	P20
GD18976	P56	GD32051	P90	GD33055	P67	GD34850	P20
GD18978	P56	GD32137	P67	GD33059	P44	GD34851	P20
GD18980	P56	GD32149	P46	GD33112	P78	GD34852	P26
GD18987	P56	GD32153	P36	GD33119	P52	GD34852	P27
GD18990	P56	GD32154	P43	GD33123	P80	GD34853	P20
GD19068	P56	GD32278	P38	GD33124	P75	GD34854	P20
GD20596	P56	GD32350-02	P44	GD33125	P75	GD34855	P20
GD2117	P92	GD32354	P56	GD33126	P75	GD34856	P16

Part No.	Page	Part No.	Page	Part No.	Page	Part No.	Page
GD34857	P16	GD35310	P23	GR1661	P2	GR2277	P16
GD34858	P16	GD36717	P25	GR1669	P2	GR2278	P25
GD34859	P16	GD36718	P25	GR1670	P2	GR2278	P25
GD34861	P20	GD36719	P25	GR1672	P2		
GD34862	P20	GD36976	P8	GR1681	P13		
GD34863	P20	GD36976	P10	GR1693	P2		
GD34864	P16	GD5625	P8	GR1694	P2		
GD34865	P16	GD5625	P10	GR1695	P2		
GD34866	P26	GD6291	P74	GR1699	P2		
GD34866	P27	GD6291	P75	GR1700	P2		
GD34867	P20	GD6433	P36	GR1701	P2		
GD34868	P20	GD8893-07	P11	GR1704	P2		
GD34869	P16	GD9592	P36	GR1762	P79		
GD34870	P20	GM0276-01	P92	GR1788	P2		
GD34871	P25	GM0276-02	P92	GR1789	P2		
GD34872	P20	GPR1094	P92	GR1791	P2		
GD34873	P16	GR0191	P13	GR1792	P2		
GD34874	P20	GR0193	P38	GR1793	P2		
GD34878	P20	GR0193	P40	GR1794	P2		
GD34879	P16	GR0367	P38	GR1870	P92		
GD34880	P20	GR0367	P40	GR1871	P92		
GD34882	P20	GR1037	P61	GR2012	P3		
GD34883	P25	GR1067	P81	GR2013	P3		
GD34884	P16	GR1068	P80	GR2014	P3		
GD34885	P16	GR1068	P81	GR2015	P3		
GD34886	P16	GR1069	P80	GR2016	P3		
GD34887	P16	GR1069	P81	GR2017	P3		
GD34888	P16	GR1170	P80	GR2045	P2		
GD34889	P23	GR1170	P81	GR2045	P3		
GD34890	P25	GR1171	P80	GR2050	P2		
GD34890	P26	GR1171	P81	GR2050	P3		
GD34890	P27	GR1211	P2	GR2096	P5		
GD34891	P20	GR1212	P2	GR2097	P5		
GD34891	P23	GR1215	P2	GR2111	P3		
GD34892	P23	GR1215	P3	GR2127MPP	P92		
GD34893	P24	GR1217	P3	GR2152	P8		
GD34943	P26	GR1220	P2	GR2153	P8		
GD34943	P27	GR1220	P3	GR2229	P61		
GD34944	P26	GR1222	P2	GR2242	P3		
GD34944	P27	GR1246	P2	GR2243	P3		
GD34945	P24	GR1246	P3	GR2244	P3		
GD34946	P24	GR1430	P2	GR2245	P3		
GD34947	P24	GR1431	P70	GR2246	P92		
GD34948	P24	GR1431	P81	GR2248	P5		
GD35090	P25	GR1491	P81	GR2249	P62		
GD35090	P26	GR1492	P81	GR2250	P63		
GD35090	P27	GR1640	P2	GR2269	P2		
GD35091	P20	GR1642	P2	GR2270	P2		
GD35092	P16	GR1644	P2	GR2271	P2		
GD35128	P11	GR1645	P2	GR2272	P2		
GD35129	P11	GR1648	P2	GR2272	P3		
GD35201	P11	GR1649	P2	GR2276	P16		